

1. eHealth Kerala - Vital Statistics

Live Institutions	55
Medical College Hospitals	0
PHCs/FHCs	45
CHCs	1
DHs/GHs	0
PH Labs	0
Other(Inc UPHCs,Taluk Hospitals)	9



2. Highlights



- eHealth rolled out in 1 new institution during the month of November '22 in Thrissur district.
- The district stands at position 2 (up by 2) in overall performance ranking of districts based on PHCs/ FHCs/UPHCs.
- District is at position 3 in house survey completion (41.74%) and at position 2 in member survey completion (0.88%).
- District is at position 3 in (up by 2) Pharmacy usage
- TSR stands at position 6 in Doctor Consultation (80 %, up by 5%).



- The district remains at 9th position in reach rank which indicates UHID registration proportionate to the population.
- District remains at position 7 in UHID Visits (32%).
- The district is at position 9(down by 4) in the number of online appointment booking.

3. eHealth - District Ranking Matrix Based on Performance of PHCs/FHCs/UPHCs

The ranking matrix showcase the district performance in providing eHealth services through PHCs/FHCs/UPHCs based on six different parameters. These parameters include whether the reception module is started or not, UHID Visits, Doctor Consultation, Pharmacy Usage, Lab Usage and number of Live Institutions. Based on the ranking, the districts are classified into three broad categories, the best performing districts, the average performing districts and the low performing districts.

The best performing districts should strive to continue to remain in the same position, whereas the average performing as well as the low performing districts should strive to reach to the 'top four' league.

The ranking matrix for the month of November '22 is given below:

District	Rank
IDUKKI	1
KOLLAM	1
THIRUVANANTHAPURAM	1
WAYANAD	1
PATHANAMTHITTA	2
THRISSUR	2
ALAPPUZHA	3
KOTTAYAM	4
KOZHIKODE	4
PALAKKAD	4
KANNUR	5
KASARAGOD	6
ERNAKULAM	7
MALAPPURAM	7

 Best performing
 Average performing
 Low performing

3. eHealth - Institution Level Ranking of PHCs/FHCs/UPHCs

Hospital	Rank
Family Health Centre Karalam	1
Family Health Centre Koolimuttom	1
Family Health Centre Velookkara	1
Urban Primary Health Centre Gosayikunnu	1
Family Health Centre Panjal	2
Family Health Centre Pookode	2
Family Health Centre Poomangalam	2
Family Health Centre Vilvattom	2
Urban Primary Health Centre Anapuzha	2
Family Health Centre Arthat	3
Family Health Centre Elanad	3
Family Health Centre Meloor	3
Family Health Centre Nenmanikkara	3
Family Health Centre Punneyur	3
Family Health Centre Thalikulam	3
Family Health Centre Thrikkur	3
Family Health Centre Desamangalam	4
Family Health Centre Manaloor	4
Family Health Centre Nattika	4
Family Health Centre Velur	4
Urban Primary Health Centre Kachery	4
Family Health Centre Aloor	5
Family Health Centre Ayyanthole	5
Family Health Centre Edavilangu	5
Family Health Centre Mambra	5
Family Health Centre Poyya	5

Hospital	Rank
Family Health Centre Chamakkala	13
Family Health Centre Methala	12
Family Health Centre Vallathol Nagar	12
Urban Primary Health Centre Paravattani	12
Family Health Centre Vembellur	11
Family Health Centre Vaniyamapara	11
Family Health Centre Mundur Tholur	10
Family Health Centre Pariyaram Thrissur	10
Family Health Centre Madavana	9
Urban Primary Health Centre Porkalanged	9
Family Health Centre Kuzhoor	8
Family Health Centre Pamboor	8
Family Health Centre Paralam	8
Urban Primary Health Centre Guruvayoor	8
Family Health Centre Kadangode	7
Family Health Centre Nadathara	7
Family Health Centre Pattikkad	7
Family Health Centre Poomala	7
Family Health Centre Thekkumkara	7
Family Health Centre Kaipamangalam	6
Family Health Centre Kodakara	6
Family Health Centre Porkulam	6
Family Health Centre Aloor	5
Family Health Centre Ayyanthole	5
Family Health Centre Edavilangu	5
Family Health Centre Mambra	5

3.1 eHealth Performance - Reception Module

Reception Module is considered to be functional in a PHC/FHC/UPHC only if the number of total visits for the month is of minimum 500.

Reception module started in 48 out of 52 PHCs/FHCs/UPHCs

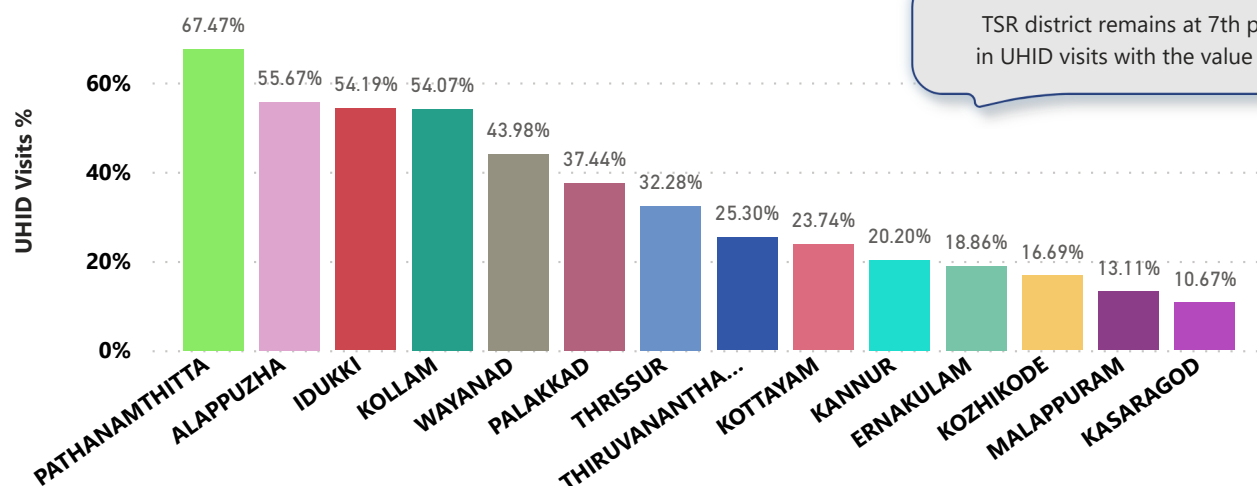
District	PHC/FHC/UPHC Count	PHC/FHC/UPHC with Reception	% of PHC/FHC/UPHC with Reception
THIRUVANANTHAPURAM	66	62	94.00%
THRISSUR	52	48	92.00%
PALAKKAD	37	36	97.00%
MALAPPURAM	46	34	74.00%
KANNUR	27	26	96.00%
ERNAKULAM	31	24	77.00%
KOZHIKODE	29	24	83.00%
KOLLAM	20	20	100.00%
KOTTAYAM	21	20	95.00%
KASARAGOD	19	19	100.00%
ALAPPUZHA	17	17	100.00%
IDUKKI	17	16	94.00%
PATHANAMTHITTA	17	16	94.00%
WAYANAD	15	15	100.00%

Institutions where the reception module is either not started or not using

Hospital Name
Family Health Centre Adat
Family Health Centre Chamakkala
Family Health Centre Mulloorkara
Urban Primary Health Centre V R Puram

3.2 e-Health Performance - UHID Visits

UHID Visit % is calculated as (UHID Visits / Total Visit) *100



PHCs/FHCs/UPHCs based on UHID Visits

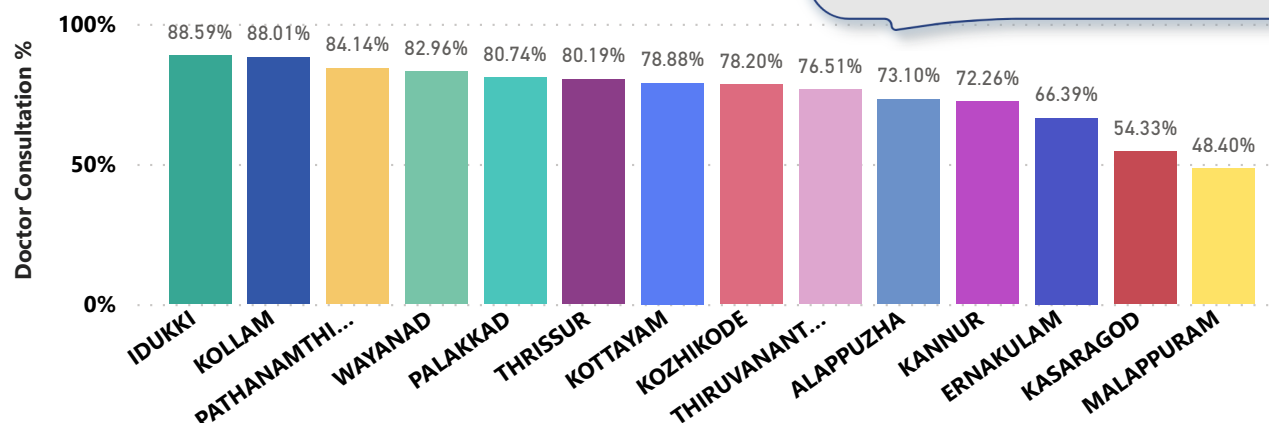
Institutions with atleast 100 UHID visits are listed here.

Hospital	UHID Visit %
Family Health Centre Porkulam	73.00%
Urban Primary Health Centre Kachery	68.00%
Family Health Centre Velookkara	67.00%
Family Health Centre Karalam	62.00%
Family Health Centre Meloor	62.00%
Family Health Centre Panjal	62.00%
Family Health Centre Poomala	59.00%
Family Health Centre Nenmanikkara	58.00%
Family Health Centre Kaipamangalam	57.00%
Family Health Centre Kadangode	54.00%
Urban Primary Health Centre Porkalanged	54.00%
Family Health Centre Pookode	51.00%
Family Health Centre Arthat	49.00%
Family Health Centre Nattika	48.00%
Family Health Centre Chamakkala	47.00%
Family Health Centre Thalikulam	45.00%
Urban Primary Health Centre Gosayikunnu	45.00%
Family Health Centre Edavilangu	42.00%
Family Health Centre Elanad	42.00%
Urban Primary Health Centre Guruvayoor	42.00%
Family Health Centre Koolimuttom	41.00%
Family Health Centre Manaloor	39.00%

Hospital	UHID Visit %
Family Health Centre Poyya	3.00%
Family Health Centre Kuzhoor	4.00%
Family Health Centre Velur	5.00%
Urban Primary Health Centre Paravattani	5.00%
Family Health Centre Vallathol Nagar	6.00%
Family Health Centre Methala	8.00%
Family Health Centre Thekkumkara	12.00%
Family Health Centre Pariyaram Thrissur	15.00%
Family Health Centre Pamboor	16.00%
Family Health Centre Thrikkur	19.00%
Family Health Centre Mundur Tholur	21.00%
Family Health Centre Paralam	21.00%
Family Health Centre Ayyanthole	23.00%
Family Health Centre Poomangalam	24.00%
Family Health Centre Madavana	25.00%
Family Health Centre Vembellur	25.00%
Family Health Centre Punneyur	26.00%
Family Health Centre Mambra	27.00%
Family Health Centre Vilvattom	29.00%
Family Health Centre Kodakara	30.00%
Urban Primary Health Centre Anapuzha	30.00%
Family Health Centre Nadathara	32.00%

3.3 e-Health Performance - Doctor Consultation

TSR district is at 6th position in the case of OP consultation with the value of 80%.



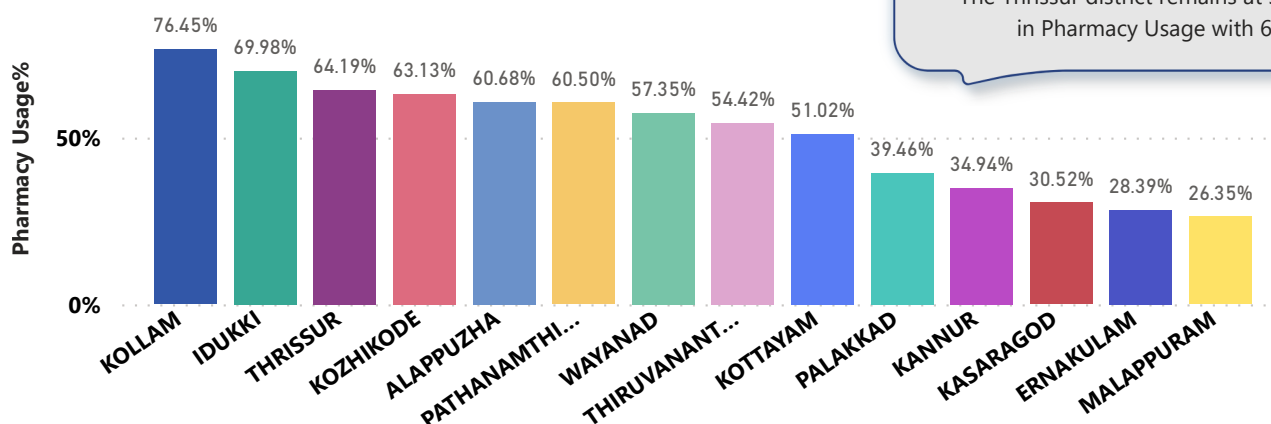
Doctor Consultation Percentage in PHCs/FHCs/UPHCs

Hospital	Doctor Consultation %
Family Health Centre Velur	99.74%
Family Health Centre Poyya	99.73%
Family Health Centre Venkitangu	99.66%
Family Health Centre Thrikkur	99.65%
Urban Primary Health Centre Anapuzha	99.63%
Family Health Centre Vilvattom	99.60%
Urban Primary Health Centre Gosayikunnu	99.32%
Family Health Centre Mambra	99.15%
Family Health Centre Desamangalam	98.88%
Family Health Centre Thalikulam	98.87%
Family Health Centre Chamakkala	98.40%
Family Health Centre Karalam	97.44%
Family Health Centre Porkulam	96.94%
Family Health Centre Thekkumkara	96.84%
Family Health Centre Pookode	96.68%
Family Health Centre Poomangalam	96.13%
Family Health Centre Kadangode	95.91%
Family Health Centre Arthat	95.62%
Family Health Centre Manaloor	95.09%
Family Health Centre Pamboor	95.03%
Family Health Centre Elanad	93.76%
Family Health Centre Velookkara	92.60%

Hospital	Doctor Consultation %
Urban Primary Health Centre Paravattani	0.00%
Urban Primary Health Centre Porkalanged	20.62%
Family Health Centre Vembellur	23.78%
Family Health Centre Vallathol Nagar	24.18%
Family Health Centre Mundur Tholur	35.61%
Family Health Centre Methala	46.92%
Family Health Centre Madavana	55.46%
Family Health Centre Paralam	63.32%
Family Health Centre Poomala	69.69%
Family Health Centre Kuzhoor	72.88%
Urban Primary Health Centre Guruvayoor	73.57%
Family Health Centre Kodakara	76.30%
Family Health Centre Aloor	77.23%
Family Health Centre Nadathara	77.66%
Family Health Centre Edavilangu	78.10%
Family Health Centre Kaipamangalam	78.69%
Family Health Centre Pariyaram Thrissur	83.39%
Family Health Centre Ayyanthole	84.50%
Family Health Centre Meloor	84.71%
Family Health Centre Nattika	88.07%
Family Health Centre Punnayur	89.48%
Family Health Centre Nenmanikkara	89.69%
Urban Primary Health Centre Kachery	89.82%

3.4 e-Health Performance - Pharmacy Usage in PHCs/FHCs/UPHCs

Pharmacy usage is calculated as (Pharmacy Prescription Count / Total Visits) * 100



Pharmacy Usage in PHCs/FHCs/UPHCs

Hospital	Pharmacy Usage
Family Health Centre Elanad	93.00%
Family Health Centre Mambra	93.00%
Family Health Centre Poyya	93.00%
Family Health Centre Desamangalam	89.00%
Family Health Centre Poomangalam	89.00%
Family Health Centre Thrikkur	89.00%
Family Health Centre Koolimuttom	87.00%
Family Health Centre Manaloor	87.00%
Family Health Centre Velookkara	87.00%
Family Health Centre Karalam	86.00%
Family Health Centre Velur	86.00%
Family Health Centre Vilvattom	86.00%
Family Health Centre Arthat	85.00%
Family Health Centre Punnayur	84.00%
Family Health Centre Nenmanikkara	83.00%
Family Health Centre Venkitangu	83.00%
Family Health Centre Meloor	81.00%
Family Health Centre Nattika	81.00%
Urban Primary Health Centre Anapuzha	81.00%
Urban Primary Health Centre Kachery	81.00%
Urban Primary Health Centre Gosayikunnu	80.00%
Family Health Centre Thekkumkara	78.00%
Family Health Centre Parakkal	76.00%

Hospital	Pharmacy Usage
Urban Primary Health Centre Paravattani	0.00%
Family Health Centre Pamboor	3.00%
Family Health Centre Vembellur	9.00%
Family Health Centre Porkulam	12.00%
Urban Primary Health Centre Porkalagad	13.00%
Family Health Centre Vallathol Nagar	23.00%
Family Health Centre Mundur Tholur	29.00%
Family Health Centre Methala	32.00%
Family Health Centre Kadangode	37.00%
Family Health Centre Pariyaram Thrissur	37.00%
Family Health Centre Madavana	43.00%
Family Health Centre Paralam	44.00%
Family Health Centre Poomala	44.00%
Family Health Centre Edavilangu	46.00%
Family Health Centre Nadathara	53.00%
Family Health Centre Kaipamangalam	57.00%
Urban Primary Health Centre Guruvayoor	57.00%
Family Health Centre Kuzhoor	63.00%
Family Health Centre Aloor	67.00%
Family Health Centre Kodakara	70.00%
Family Health Centre Chamakkala	72.00%
Family Health Centre Ayyanthole	75.00%
Family Health Centre Parakkal	76.00%

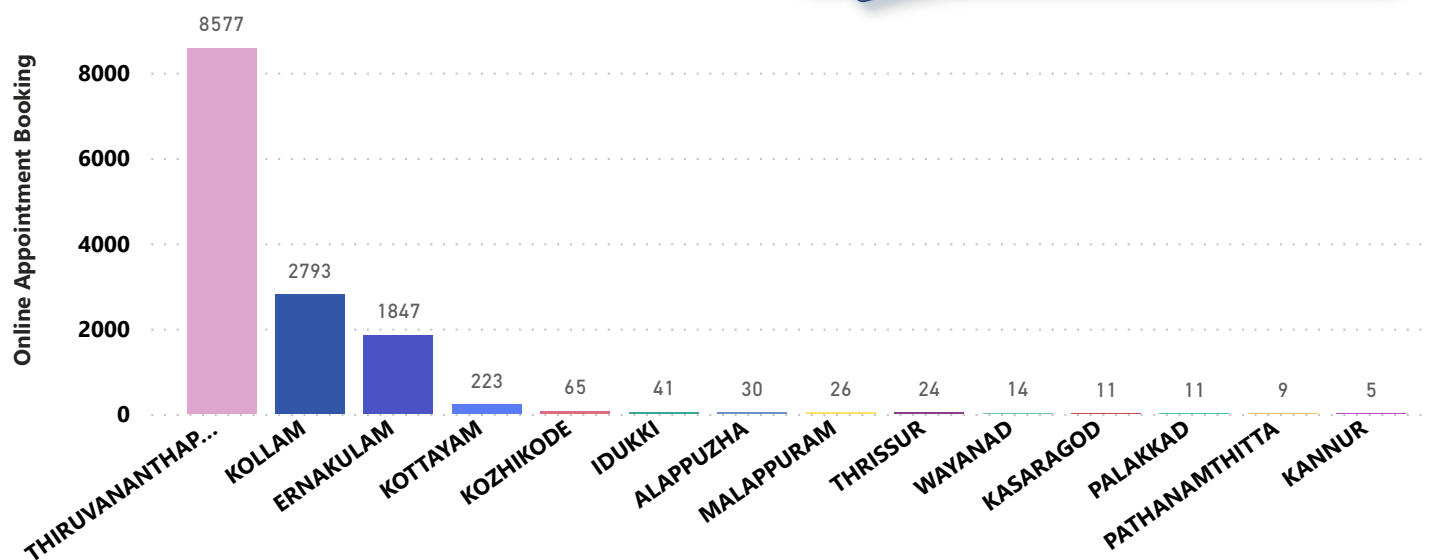
4. Status of Modules started in Hospitals

District wise status of live institutions and the count of various modules [Reception, OP Consultation, Lab, Pharmacy] started.

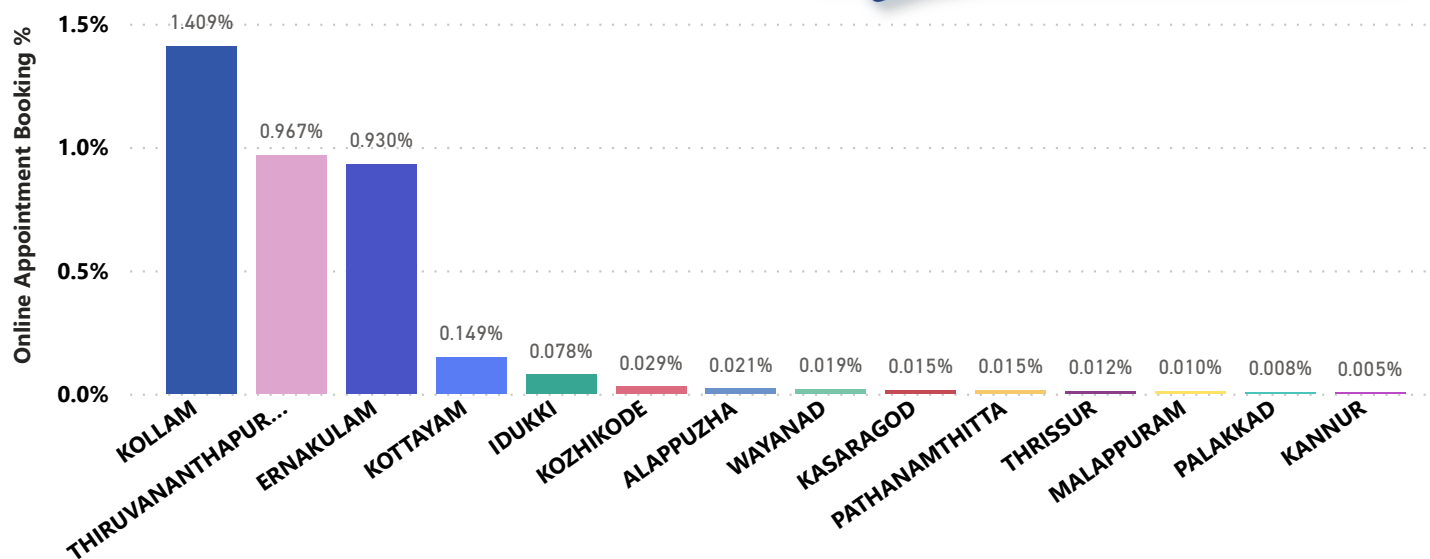
District Name	Live Institutions	Reception	Consultation	Lab	Pharmacy
THIRUVANANTHAPURAM	103	98 (95.1%)	91 (88.3%)	81 (78.6%)	80 (77.7%)
THRISSUR	55	52 (94.5%)	49 (89.1%)	43 (78.2%)	48 (87.3%)
MALAPPURAM	47	36 (76.6%)	25 (53.2%)	18 (38.3%)	16 (34.%)
KOZHIKODE	38	31 (81.6%)	26 (68.4%)	21 (55.3%)	21 (55.3%)
PALAKKAD	38	37 (97.4%)	36 (94.7%)	30 (78.9%)	20 (52.6%)
ERNAKULAM	34	27 (79.4%)	22 (64.7%)	10 (29.4%)	15 (44.1%)
KANNUR	27	26 (96.3%)	25 (92.6%)	20 (74.1%)	16 (59.3%)
KOTTAYAM	23	21 (91.3%)	20 (87.%)	13 (56.5%)	19 (82.6%)
KOLLAM	22	22 (100.%)	22 (100.%)	22 (100.%)	22 (100.%)
ALAPPUZHA	19	18 (94.7%)	18 (94.7%)	15 (78.9%)	17 (89.5%)
IDUKKI	19	18 (94.7%)	16 (84.2%)	11 (57.9%)	16 (84.2%)
KASARAGOD	19	18 (94.7%)	17 (89.5%)	10 (52.6%)	16 (84.2%)
PATHANAMTHITTA	18	17 (94.4%)	15 (83.3%)	12 (66.7%)	11 (61.1%)
WAYANAD	16	15 (93.8%)	15 (93.8%)	15 (93.8%)	14 (87.5%)
Total	478	436 (91.2%)	397 (83.1%)	321 (67.2%)	331 (69.2%)

5. Percentage of Online Appointment Booking in Hospitals

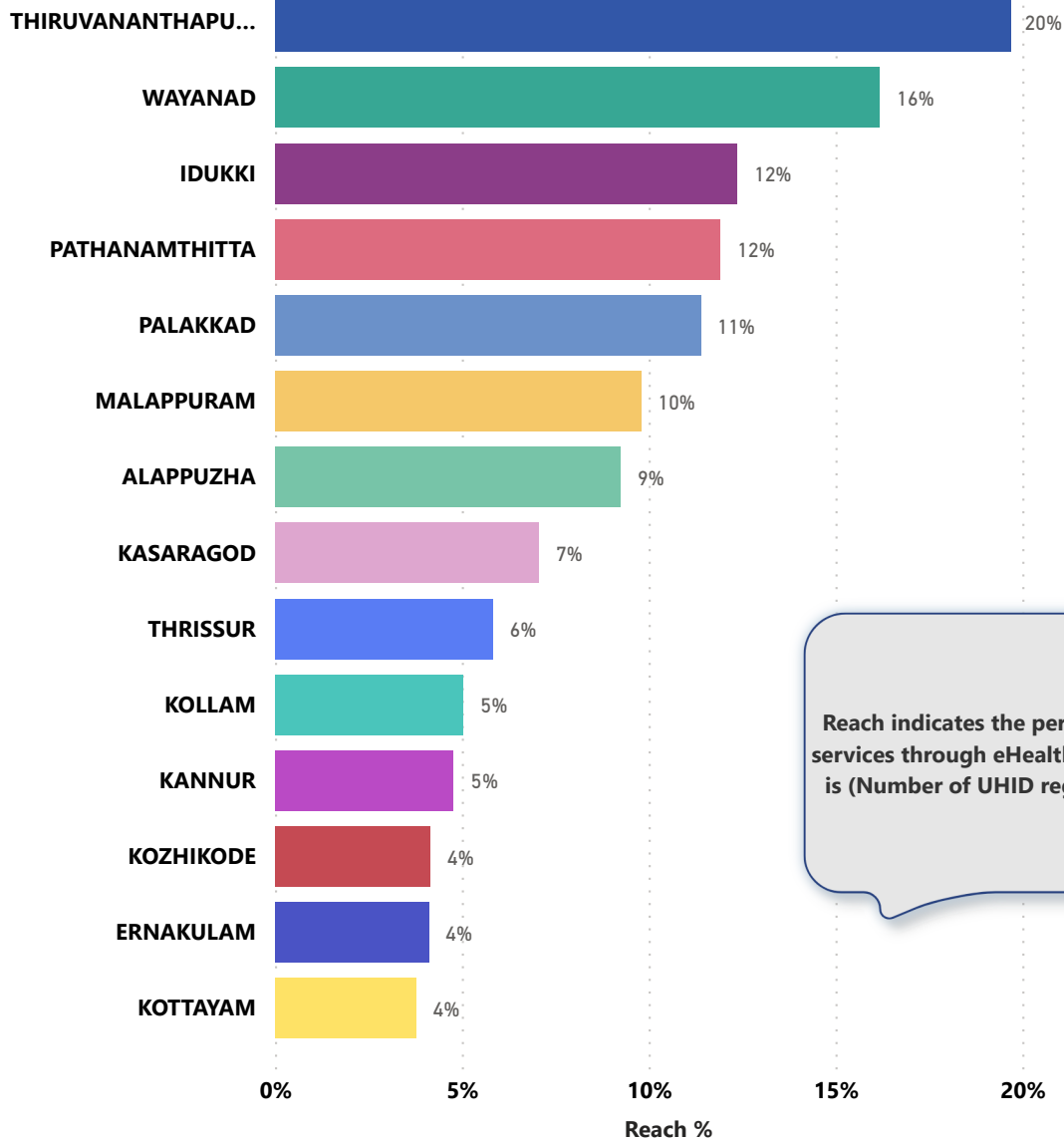
District-wise count of online appointments taken during the month of November'22. TSR district has moved to position 9 from 5(down by 4) in online appointment booking.



District-wise percentage of online appointment booking up on OP visits for the month of November'22. Calculation is performed as (Online Visits / OP Visits) * 100 %.



6. eHealth Performance - Reach



Reach indicates the percentage of population availing services through eHealth. The formula used to calculate is $(\text{Number of UHID registered} / \text{Population}) * 100 \%$.

7. Public Health Survey Status

