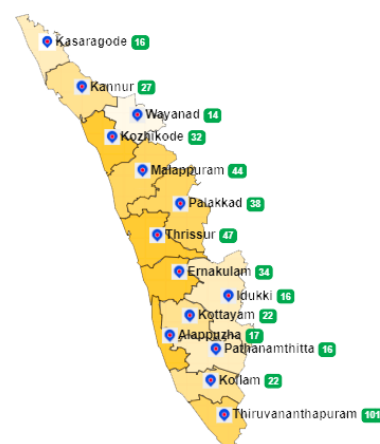


1. eHealth Kerala - Vital Statistics

Live Institutions	103
Medical College Hospitals	4
PHCs/FHCs	61
CHCs	18
DHs/GHs	4
PH Labs	1
Other(Inc UPHCs,Taluk Hospitals)	15



2. Highlights



- The Thiruvananthapuram district stands at position 1(up by 1) in overall performance ranking of the districts based on PHCs/FHCs/UPHCs
- The district is remains position 1 in the number of online appointment booking.
- The district is at top position in house survey completion (57%) and member survey completion (3%).
- The district is at 1st position in reach rank which indicates UHID registration proportionate to the population.
- District is at :
 - position 9(up by 1) in Doctor Consultation (76%, 6% up).
 - position 8(up by 2) in Pharmacy Usage (54%, 5% up).



- District remain at position 8 in UHID Visits (25%).
- Member survey completion percentage in the district is only 3%.

3. eHealth - District Ranking Matrix Based on Performance of PHCs/FHCs/UPHCs

The ranking matrix showcase the district performance in providing eHealth services through PHCs/FHCs/UPHCs based on six different parameters. These parameters include whether the reception module is started or not, UHID Visits, Doctor Consultation, Pharmacy Usage, Lab Usage and number of Live Institutions. Based on the ranking, the districts are classified into three broad categories, the best performing districts, the average performing districts and the low performing districts.

The best performing districts should strive to continue to remain in the same position, whereas the average performing as well as the low performing districts should strive to reach to the 'top four' league.

The ranking matrix for the month of November '22 is given below:

District	Rank
IDUKKI	1
KOLLAM	1
THIRUVANANTHAPURAM	1
WAYANAD	1
PATHANAMTHITTA	2
THRISSUR	2
ALAPPUZHA	3
KOTTAYAM	4
KOZHIKODE	4
PALAKKAD	4
KANNUR	5
KASARAGOD	6
ERNAKULAM	7
MALAPPURAM	7

 Best performing
 Average performing
 Low performing

3. eHealth - Institution Level Ranking of PHCs/FHCs/UPHCs

Hospital	Rank
Family Health Centre Anakudy	1
Family Health Centre Kallikkad New	2
Family Health Centre Kottukal	2
Family Health Centre Poozhanad	2
Family Health Centre Amachal New	3
Family Health Centre Edava	3
Family Health Centre Kunnathukal	3
Family Health Centre Kuttichal	3
Family Health Centre Mukkola	3
Family Health Centre Panavoor	3
Family Health Centre Paraniyam	3
Family Health Centre Balaramapuram	4
Family Health Centre Parasuvaikkal Parasala	4
Family Health Centre Vamanapuram	4
Family Health Centre Chenkal	5
Family Health Centre Jagathy	5
Family Health Centre Karakulam	5
Family Health Centre Pozhiyoor	5
Family Health Centre Vattiyoorkavu	5
Family Health Centre Aruvikkara	6
Family Health Centre Kadakampally	6
Family Health Centre Maranalloor	6
Primary Health Centre Thonnakkal	6
Family Health Centre Anad	7
Family Health Centre Manickal	7
Family Health Centre Perumathura	7
Family Health Centre Pullampara	7
Family Health Centre Vembayam	7
Urban Primary Health Centre Poovathoor	7
Family Health Centre Karode	8
Family Health Centre Keezhattingal	8
Family Health Centre Perumpazhuthoor	8

Hospital	Rank
Primary Health Centre Kalliyoor	15
Urban Health Centre Mannanthala	14
Family Health Centre Chemmaruthy	13
Family Health Centre Kollayil	13
Family Health Centre Madavoor	13
Primary Health Centre Azhoor	13
Secretariat Health Centre Thiruvananthapuram	13
Urban Primary Health Centre Vattiyoorkavu	13
Family Health Centre Kattakada	12
Family Health Centre Mudakkal	12
Family Health Centre Pangapara Integrated	12
Family Health Centre Peringammala	12
Family Health Centre Puthukurichy	12
Family Health Centre Uzhamalakkal	12
Family Health Centre Vettoor	12
Family Health Centre Vilavoorkkal	11
Family Health Centre Chemboor	10
Family Health Centre Karavaram	10
Family Health Centre Kilimanoor	10
Family Health Centre Pulimath	10
Family Health Centre Thonipara	10
Family Health Centre Amboori	9
Family Health Centre Cherunniyoor	9
Family Health Centre Kulathoor	9
Family Health Centre Mangalapuram	9
Family Health Centre Pallichal	9
Family Health Centre Tholicode	9
Urban Primary Health Centre Muttada	9
Urban Primary Health Centre Thrikkannapuram	9
Family Health Centre Karode	8
Family Health Centre Keezhattingal	8

3.1 eHealth Performance - Reception Module

Reception Module is considered to be functional in a PHC/FHC/UPHC only if the number of total visits for the month is of minimum 500.

Reception module started in 62 out of 66 PHCs/FHCs/UPHCs

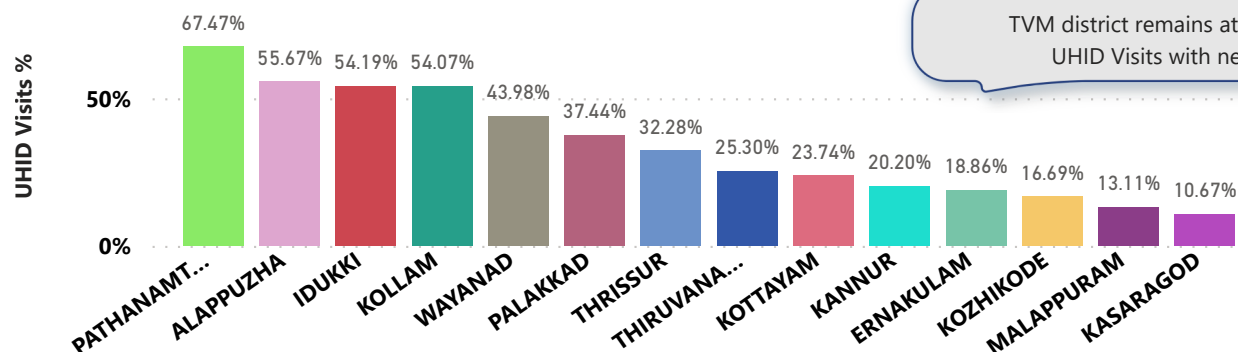
District	PHC/FHC/UPHC Count	PHC/FHC/UPHC with Reception	% of PHC/FHC/UPHC with Reception
THIRUVANANTHAPURAM	66	62	94.00%
THRISSUR	52	48	92.00%
PALAKKAD	37	36	97.00%
MALAPPURAM	46	34	74.00%
KANNUR	27	26	96.00%
ERNAKULAM	31	24	77.00%
KOZHIKODE	29	24	83.00%
KOLLAM	20	20	100.00%
KOTTAYAM	21	20	95.00%
KASARAGOD	19	19	100.00%
ALAPPUZHA	17	17	100.00%
IDUKKI	17	16	94.00%
PATHANAMTHITTA	17	16	94.00%
WAYANAD	15	15	100.00%

Institutions where the reception module is either not started or not using

Hospital Name
Family Health Centre Malayadi
Primary Health Centre Kalliyoor
Primary Health Centre Veli
Urban Health Centre Mannanthala

3.2 e-Health Performance - UHID Visits

UHID Visit % is calculated as (UHID Visits / Total Visit) *100



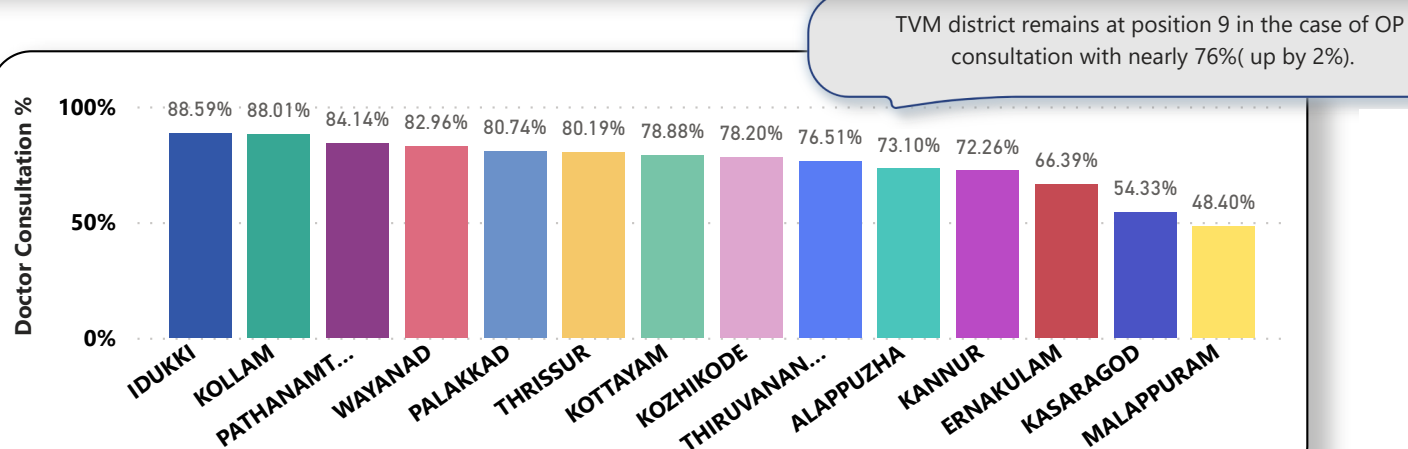
PHCs/FHCs/UPHCs based on UHID Visits

Institutions with atleast 100 UHID visits are listed here.

Hospital	UHID Visit %
Family Health Centre Amachal New	51.00%
Family Health Centre Amboori	14.00%
Family Health Centre Anad	30.00%
Family Health Centre Anakudy	90.00%
Family Health Centre Aruvikkara	30.00%
Family Health Centre Balaramapuram	29.00%
Family Health Centre Chemboor	4.00%
Family Health Centre Chemmaruthy	9.00%
Family Health Centre Chenkal	21.00%
Family Health Centre Cherunniyoor	16.00%
Family Health Centre Edava	36.00%
Family Health Centre Kadakampally	9.00%
Family Health Centre Kallikkad New	51.00%
Family Health Centre Karakulam	22.00%
Family Health Centre Karavaram	72.00%
Family Health Centre Karode	45.00%
Family Health Centre Kattakada	6.00%
Family Health Centre Keezhattingal	24.00%
Family Health Centre Kilimanoor	39.00%
Family Health Centre Kollayil	3.00%
Family Health Centre Kottukal	69.00%
Family Health Centre Kulathoor	16.00%
Family Health Centre Kunnathukal	22.00%
Family Health Centre Kuttichal	42.00%

Hospital	UHID Visit %
Family Health Centre Kollayil	3.00%
Family Health Centre Chemboor	4.00%
Family Health Centre Madavoor	5.00%
Family Health Centre Pangapara Integrated	5.00%
Family Health Centre Kattakada	6.00%
Family Health Centre Vembayam	6.00%
Primary Health Centre Thonnakkal	6.00%
Primary Health Centre Azhoor	8.00%
Family Health Centre Chemmaruthy	9.00%
Family Health Centre Kadakampally	9.00%
Family Health Centre Manickal	11.00%
Family Health Centre Vattioorkavu	11.00%
Family Health Centre Mudakkal	12.00%
Family Health Centre Amboori	14.00%
Family Health Centre Pozhiyoor	14.00%
Family Health Centre Perumathura	15.00%
Family Health Centre Cherunniyoor	16.00%
Family Health Centre Kulathoor	16.00%
Family Health Centre Mangalapuram	17.00%
Secretariat Health Centre Thiruvananthapuram	17.00%
Urban Primary Health Centre Muttada	17.00%
Family Health Centre Chenkal	21.00%
Family Health Centre Panavoor	21.00%

3.3 e-Health Performance - Doctor Consultation



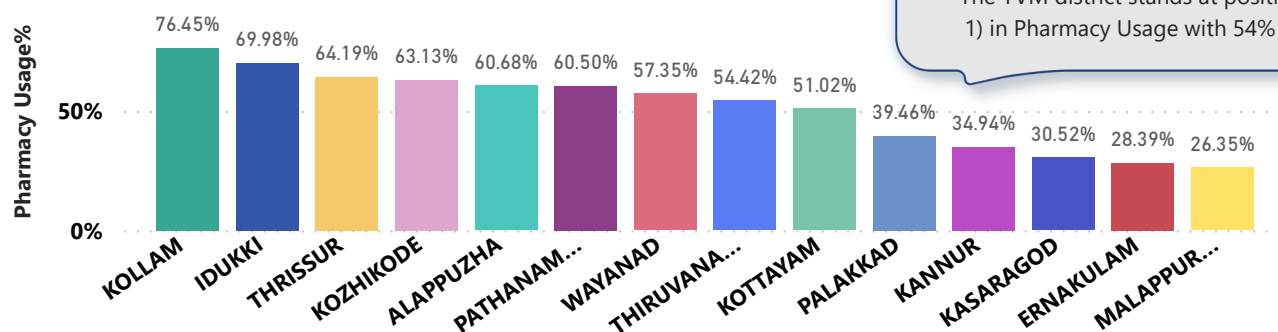
Doctor Consultation Percentage in PHCs/FHCs/UPHCs

Hospital	Doctor Consultation %
Family Health Centre Amachal New	99.96%
Family Health Centre Perumathura	99.85%
Family Health Centre Poozhanad	99.63%
Family Health Centre Anakudy	99.26%
Family Health Centre Kadakampally	98.94%
Family Health Centre Vembayam	98.60%
Primary Health Centre Vellayani	98.37%
Family Health Centre Chenkal	98.22%
Family Health Centre Mukkola	97.43%
Family Health Centre Panavoor	97.11%
Family Health Centre Kuttichal	96.96%
Family Health Centre Kallikkad New	96.43%
Family Health Centre Parasuvaikkal Parasala	95.48%
Family Health Centre Balaramapuram	95.32%
Family Health Centre Karode	95.15%
Family Health Centre Vamanapuram	94.93%
Family Health Centre Aruvikkara	93.68%
Family Health Centre Kottukal	93.63%
Family Health Centre Kunnathukal	93.29%
Family Health Centre Paraniyam	92.82%
Family Health Centre Edava	90.35%
Primary Health Centre Thonnakkal	88.75%
Family Health Centre Vattiyoorkavu	88.21%
Family Health Centre Karakulam	87.50%

Hospital	Doctor Consultation %
Secretariat Health Centre Thiruvananthapuram	0.00%
Family Health Centre Madavoor	14.45%
Family Health Centre Chemmaruthy	22.43%
Primary Health Centre Azhoor	22.48%
Family Health Centre Kollayil	22.80%
Family Health Centre Peringammala	25.27%
Family Health Centre Uzhamalakkal	27.10%
Family Health Centre Karavaram	36.01%
Family Health Centre Mudakkal	40.20%
Family Health Centre Kattakada	51.54%
Urban Health Centre Mannanthala	53.36%
Family Health Centre Chemboor	53.76%
Family Health Centre Veeranakavu	55.21%
Family Health Centre Kilimanoor	58.21%
Family Health Centre Pangapara Integrated	61.07%
Family Health Centre Pullampara	67.25%
Urban Primary Health Centre Muttada	67.63%
Family Health Centre Thonipara	69.01%
Family Health Centre Pallichal	74.23%
Family Health Centre Pozhiyoor	78.44%
Family Health Centre Amboori	79.92%
Family Health Centre Perumpazhuthoor	81.34%
Urban Primary Health Centre Chalai	81.71%

3.4 e-Health Performance - Pharmacy Usage in PHCs/FHCs/UPHCs

Pharmacy usage is calculated as (Pharmacy Prescription Count / Total Visits) * 100



Pharmacy Usage in PHCs/FHCs/UPHCs

Hospital	Pharmacy Usage %
Family Health Centre Panavoor	92.00%
Family Health Centre Parasuvaikkal Parasala	88.00%
Family Health Centre Poozhanad	88.00%
Family Health Centre Edava	87.00%
Family Health Centre Chenkal	86.00%
Family Health Centre Kallikkad New	86.00%
Family Health Centre Perumathura	85.00%
Family Health Centre Pozhiyoor	85.00%
Family Health Centre Kadakampally	84.00%
Family Health Centre Kunnathukal	83.00%
Family Health Centre Mukkola	82.00%
Family Health Centre Vattiyoorkavu	82.00%
Family Health Centre Paraniyam	81.00%
Family Health Centre Anakudy	80.00%
Family Health Centre Kuttichal	79.00%
Family Health Centre Keezhattingal	78.00%
Family Health Centre Amachal New	76.00%
Family Health Centre Maranalloor	76.00%
Family Health Centre Cherunniyoor	75.00%
Family Health Centre Amboori	74.00%
Family Health Centre Aruvikkara	73.00%
Family Health Centre Karakulam	72.00%
Family Health Centre Kottukal	72.00%
Family Health Centre Vamanapuram	71.00%
Family Health Centre Manickal	69.00%
Family Health Centre Kulathoor	67.00%

Hospital	Pharmacy Usage %
Family Health Centre Madavoor	0.00%
Family Health Centre Mudakkal	0.00%
Primary Health Centre Azhoor	0.00%
Secretariat Health Centre Thiruvananthapuram	0.00%
Family Health Centre Peringammala	3.00%
Family Health Centre Pulimath	7.00%
Family Health Centre Uzhamalakkal	15.00%
Family Health Centre Chemmaruthy	19.00%
Family Health Centre Karavaram	20.00%
Family Health Centre Kollayil	20.00%
Family Health Centre Karode	23.00%
Family Health Centre Kattakada	25.00%
Urban Primary Health Centre Muttada	25.00%
Family Health Centre Tholicode	27.00%
Family Health Centre Pangapara Integrated	32.00%
Urban Health Centre Mannanthala	33.00%
Family Health Centre Chemboor	36.00%
Family Health Centre Pallichal	37.00%
Family Health Centre Veeranakavu	37.00%
Family Health Centre Mangalapuram	40.00%
Urban Primary Health Centre Chalai	40.00%
Family Health Centre Anad	47.00%
Family Health Centre Vembayam	47.00%
Family Health Centre Kilimanoor	48.00%
Family Health Centre Thonipara	51.00%

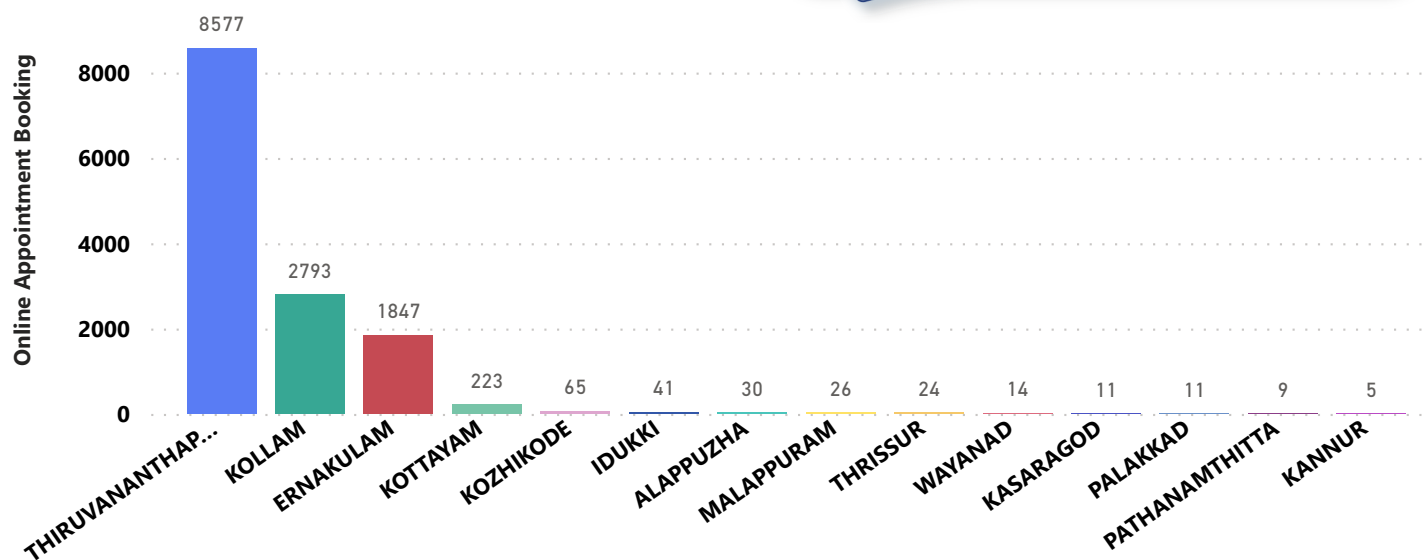
4. Status of Modules started in Hospitals

District wise status of live institutions and the count of various modules [Reception, OP Consultation, Lab, Pharmacy] started.

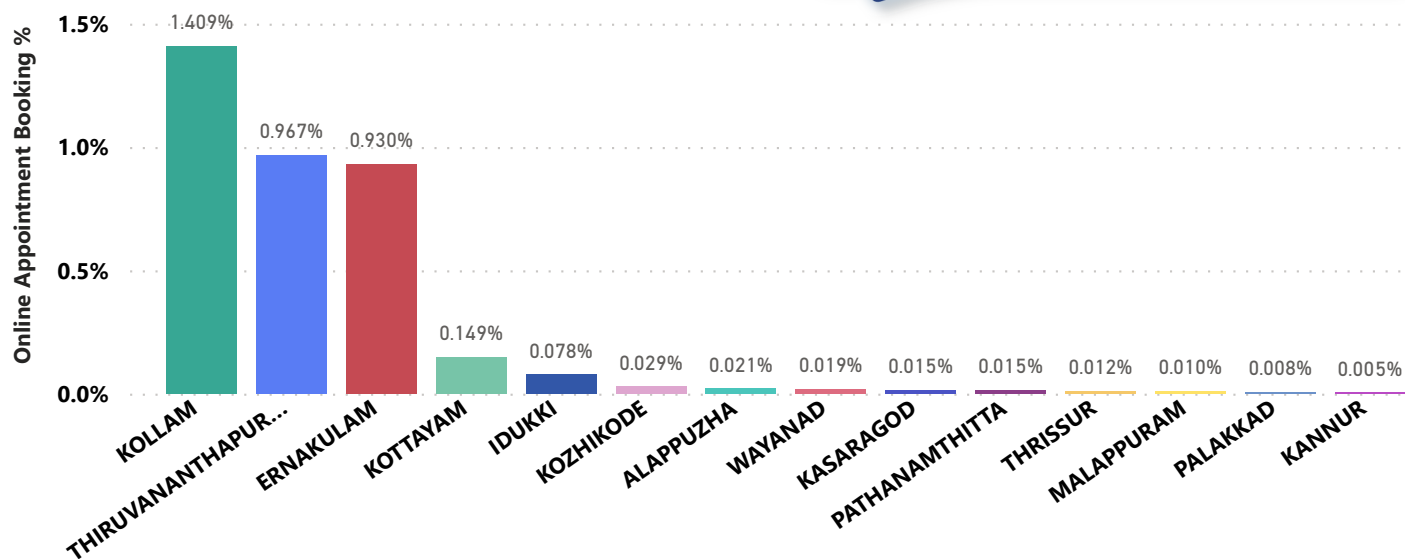
District Name	Live Institutions	Reception	Consultation	Lab	Pharmacy
THIRUVANANTHAPURAM	103	98 (95.1%)	91 (88.3%)	81 (78.6%)	80 (77.7%)
THRISSUR	55	52 (94.5%)	49 (89.1%)	43 (78.2%)	48 (87.3%)
MALAPPURAM	47	36 (76.6%)	25 (53.2%)	18 (38.3%)	16 (34.%)
KOZHIKODE	38	31 (81.6%)	26 (68.4%)	21 (55.3%)	21 (55.3%)
PALAKKAD	38	37 (97.4%)	36 (94.7%)	30 (78.9%)	20 (52.6%)
ERNAKULAM	34	27 (79.4%)	22 (64.7%)	10 (29.4%)	15 (44.1%)
KANNUR	27	26 (96.3%)	25 (92.6%)	20 (74.1%)	16 (59.3%)
KOTTAYAM	23	21 (91.3%)	20 (87.%)	13 (56.5%)	19 (82.6%)
KOLLAM	22	22 (100.%)	22 (100.%)	22 (100.%)	22 (100.%)
ALAPPUZHA	19	18 (94.7%)	18 (94.7%)	15 (78.9%)	17 (89.5%)
IDUKKI	19	18 (94.7%)	16 (84.2%)	11 (57.9%)	16 (84.2%)
KASARAGOD	19	18 (94.7%)	17 (89.5%)	10 (52.6%)	16 (84.2%)
PATHANAMTHITTA	18	17 (94.4%)	15 (83.3%)	12 (66.7%)	11 (61.1%)
WAYANAD	16	15 (93.8%)	15 (93.8%)	15 (93.8%)	14 (87.5%)
Total	478	436 (91.2%)	397 (83.1%)	321 (67.2%)	331 (69.2%)

5. Percentage of Online Appointment Booking in Hospitals

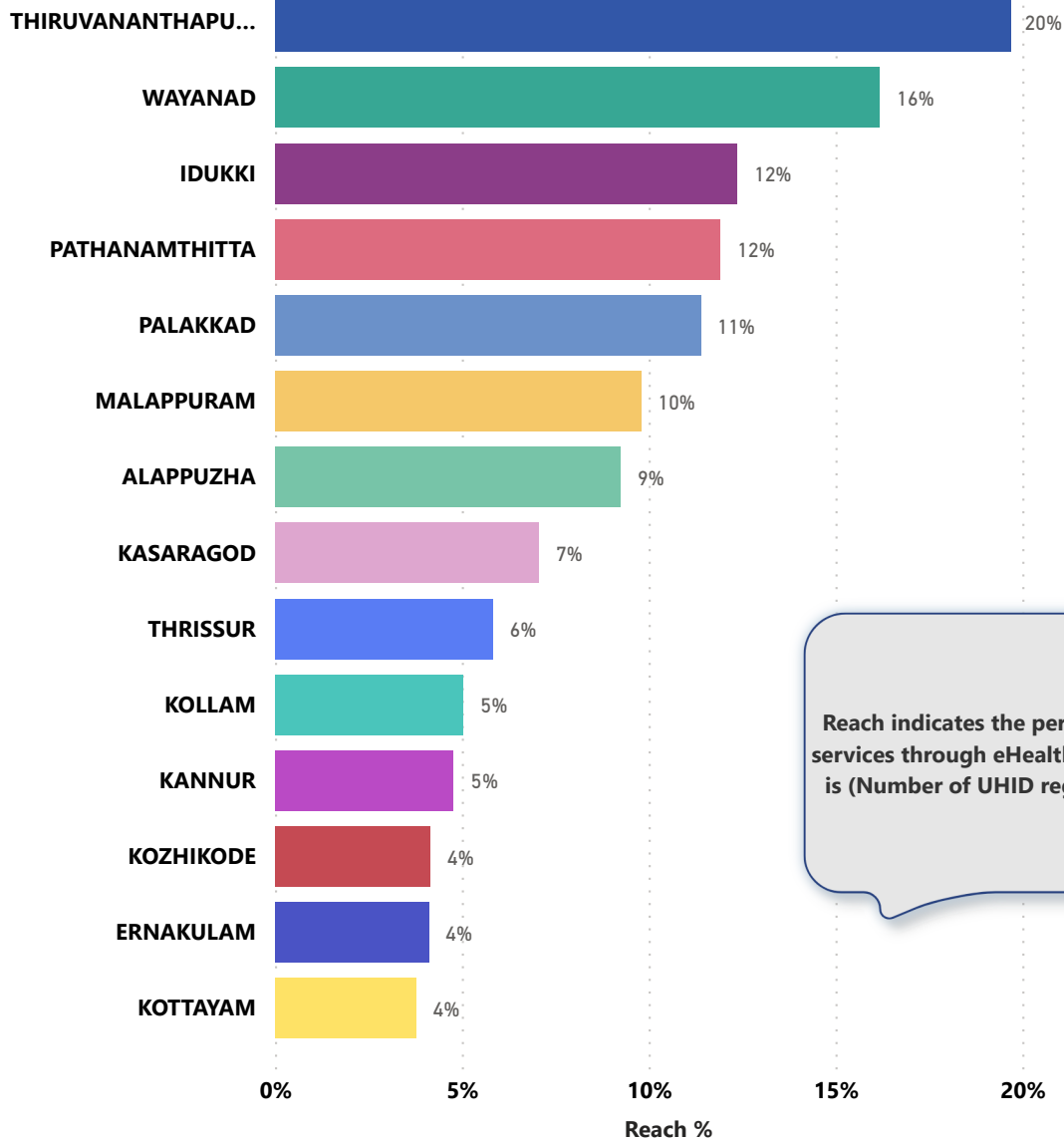
District-wise count of online appointments taken during the month of November '22. TVM district stands at first position in online appointment booking.



District-wise percentage of online appointment booking up on OP visits for the month of November '22. Calculation is performed as (Online Visits / OP Visits) * 100 %.



6. eHealth Performance - Reach



Reach indicates the percentage of population availing services through eHealth. The formula used to calculate is $(\text{Number of UHID registered} / \text{Population}) * 100 \%$.

7. Public Health Survey Status

