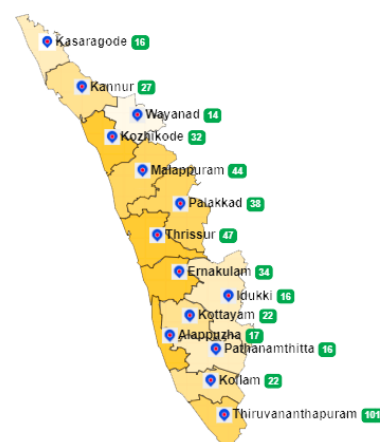


1. eHealth Kerala - Vital Statistics

Live Institutions	16
Medical College Hospitals	0
PHCs/FHCs	14
CHCs	0
DHs/GHs	1
PH Labs	0
Other(Inc UPHCs,Taluk Hospitals)	1



2. Highlights



- The district remains at position 1 in overall performance ranking of districts based on PHCs/FHCs/UPHCs.
- Reception module started in all Institutions.
- Reception Module started in one new Institution.
- The district is at 2nd position in reach rank which indicates UHID registration proportionate to the population.
- The district is at position 10(up by 1) in online appointment booking.



- District remains at:
 - position 4 in Doctor Consultation with 82.9% (up by 2%).
 - position 7 in Pharmacy Usage with 57% (up by 5%).
 - position 5 in UHID Visits with 43.9%.
- The house survey completion status is 0.76% and member survey completion status is 0.02%.




3. eHealth - District Ranking Matrix Based on Performance of PHCs/FHCs/UPHCs

The ranking matrix showcase the district performance in providing eHealth services through PHCs/FHCs/UPHCs based on six different parameters. These parameters include whether the reception module is started or not, UHID Visits, Doctor Consultation, Pharmacy Usage, Lab Usage and number of Live Institutions. Based on the ranking, the districts are classified into three broad categories, the best performing districts, the average performing districts and the low performing districts.

The best performing districts should strive to continue to remain in the same position, whereas the average performing as well as the low performing districts should strive to reach to the 'top four' league.

The ranking matrix for the month of November '22 is given below:

District	Rank
IDUKKI	1
KOLLAM	1
THIRUVANANTHAPURAM	1
WAYANAD	1
PATHANAMTHITTA	2
THRISSUR	2
ALAPPUZHA	3
KOTTAYAM	4
KOZHIKODE	4
PALAKKAD	4
KANNUR	5
KASARAGOD	6
ERNAKULAM	7
MALAPPURAM	7

 Best performing
 Average performing
 Low performing

3. eHealth - Institution Level Ranking of PHCs/FHCs/UPHCs

Hospital	Rank
Family Health Centre Cheeral	1
Family Health Centre Poothadi	1
Family Health Centre Vengapally	1
Family Health Center Noolpuzha	2
Family Health Centre Chethalayam	2
Family Health Centre Kottathara	2
Family Health Centre Meppady	2
Family Health Centre Padinharethara	3
Family Health Centre Appappara	4
Family Health Centre Thondernad	4
Urban Primary Health Centre Kalpetta	4
Family Health Centre Edavaka	5
Family Health Centre Pozhuthana	6
Family Health Centre Vellamunda	7
Family Health Centre Ambalavayal	8

3.1 eHealth Performance - Reception Module

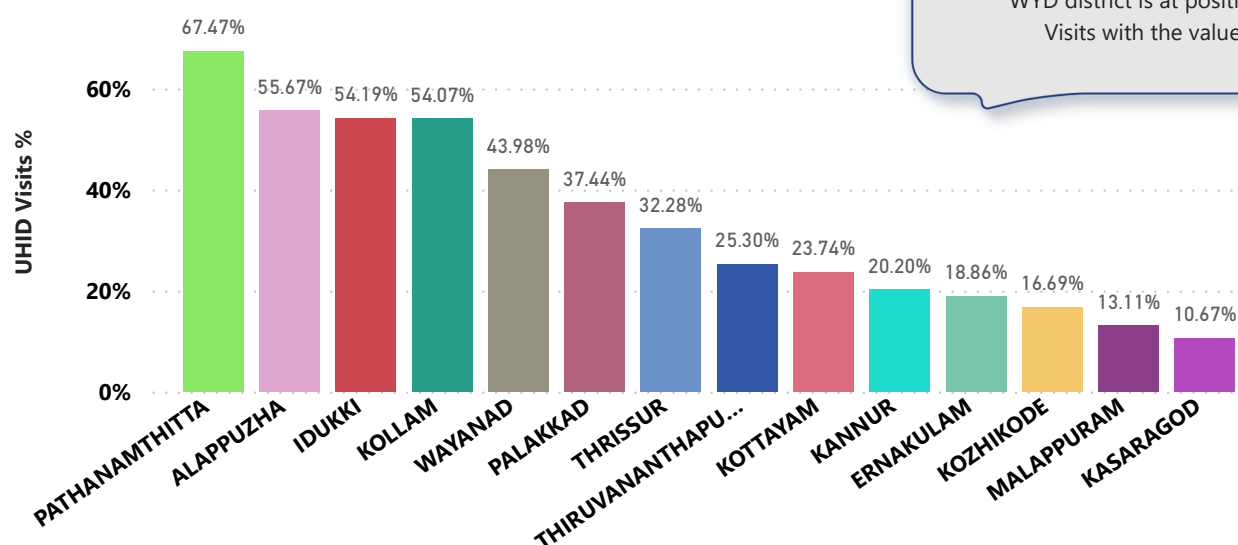
Reception Module is considered to be functional in a PHC/FHC/UPHC only if the number of total visits for the month is of minimum 500.

Reception module started in 15 out of 15 PHCs/FHCs/UPHCs

District	PHC/FHC/UPHC Count	PHC/FHC/UPHC with Reception	% of PHC/FHC/UPHC with Reception
THIRUVANANTHAPURAM	66	62	94.00%
THRISSUR	52	48	92.00%
PALAKKAD	37	36	97.00%
MALAPPURAM	46	34	74.00%
KANNUR	27	26	96.00%
ERNAKULAM	31	24	77.00%
KOZHIKODE	29	24	83.00%
KOLLAM	20	20	100.00%
KOTTAYAM	21	20	95.00%
KASARAGOD	19	19	100.00%
ALAPPUZHA	17	17	100.00%
IDUKKI	17	16	94.00%
PATHANAMTHITTA	17	16	94.00%
WAYANAD	15	15	100.00%

3.2 e-Health Performance - UHID Visits

UHID Visit % is calculated as (UHID Visits / Total Visit) *100

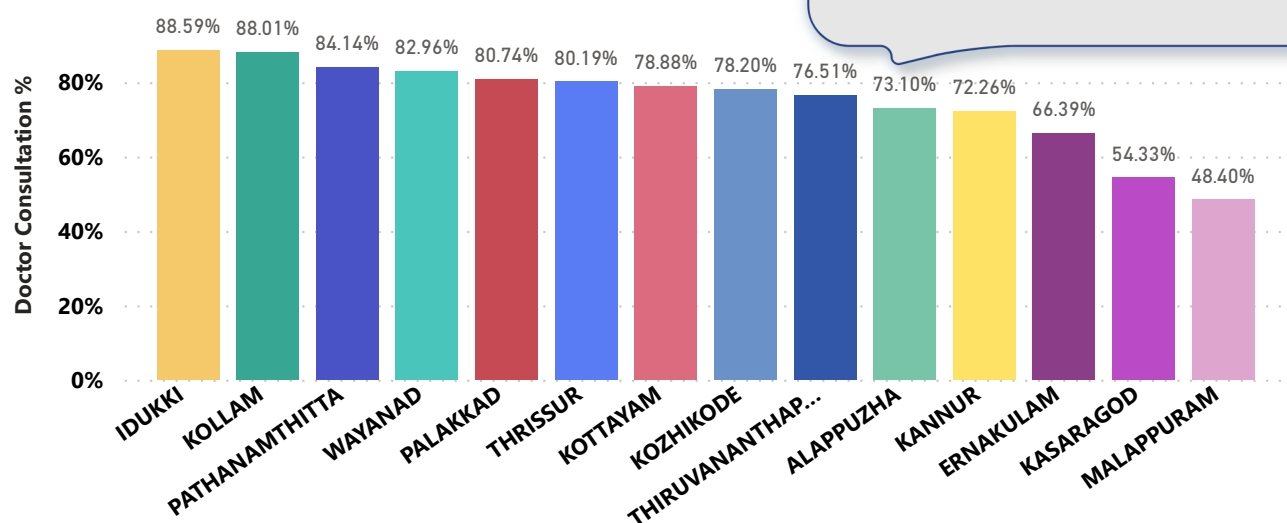


PHCs/FHCs/UPHCs based on UHID Visits

Institutions with atleast 100 UHID visits are listed here.

Hospital	UHID Visit %
Family Health Centre Pozhuthana	73.00%
Family Health Centre Kottathara	69.00%
Family Health Centre Chethalayam	64.00%
Family Health Centre Padinharethara	64.00%
Family Health Centre Cheeral	63.00%
Family Health Centre Poothadi	61.00%
Family Health Centre Vengapally	61.00%
Family Health Centre Meppady	57.00%
Family Health Center Noolpuzha	49.00%
Family Health Centre Thondernad	42.00%
Urban Primary Health Centre Kalpetta	42.00%
Family Health Centre Appappara	33.00%
Family Health Centre Ambalavayal	25.00%
Family Health Centre Edavaka	21.00%
Family Health Centre Vellamunda	10.00%

3.3 e-Health Performance - Doctor Consultation



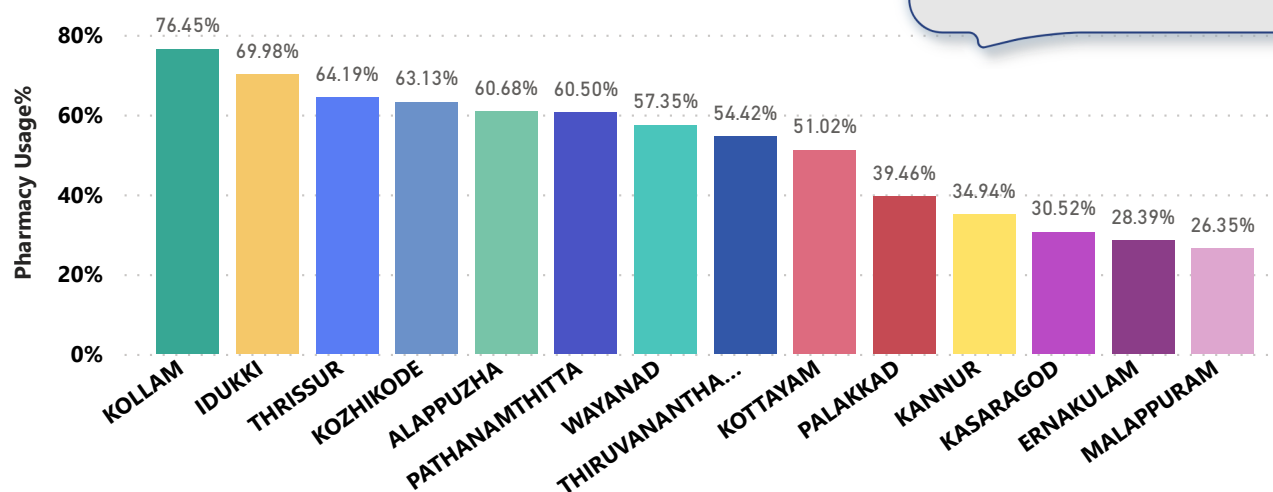
Doctor Consultation Percentage in PHCs/FHCs/UPHCs

Hospital	Doctor Consultation %
Family Health Centre Poothadi	99.90%
Family Health Centre Cheeral	99.07%
Family Health Centre Edavaka	98.69%
Family Health Centre Kottathara	98.21%
Family Health Centre Meppady	98.03%
Family Health Centre Thondernad	97.80%
Family Health Centre Vengapally	97.75%
Family Health Center Noolpuzha	94.09%
Family Health Centre Pozhuthana	93.31%
Family Health Centre Vellamunda	92.91%
Family Health Centre Chethalayam	92.52%
Family Health Centre Appappara	90.81%
Urban Primary Health Centre Kalpetta	87.64%
Family Health Centre Padinharethara	85.85%
Family Health Centre Ambalavayal	7.96%

3.4 e-Health Performance - Pharmacy Usage in PHCs/FHCs/UPHCs

Pharmacy usage is calculated as (Pharmacy Prescription Count / Total Visits) *100

The WYD district is at position 7 in Pharmacy Usage with 57.35%(up by 5%).



Pharmacy Usage in PHCs/FHCs/UPHCs

Hospital	Pharmacy Usage %
Family Health Centre Poothadi	92.00%
Family Health Centre Kottathara	91.00%
Family Health Centre Vengapally	91.00%
Family Health Centre Cheeral	86.00%
Family Health Center Noolpuzha	83.00%
Family Health Centre Meppady	82.00%
Urban Primary Health Centre Kalpetta	79.00%
Family Health Centre Appappara	77.00%
Family Health Centre Chethalayam	76.00%
Family Health Centre Padinharethara	73.00%
Family Health Centre Edavaka	64.00%
Family Health Centre Thondernad	61.00%
Family Health Centre Pozhuthana	31.00%
Family Health Centre Ambalavayal	1.00%
Family Health Centre Vellamunda	0.00%

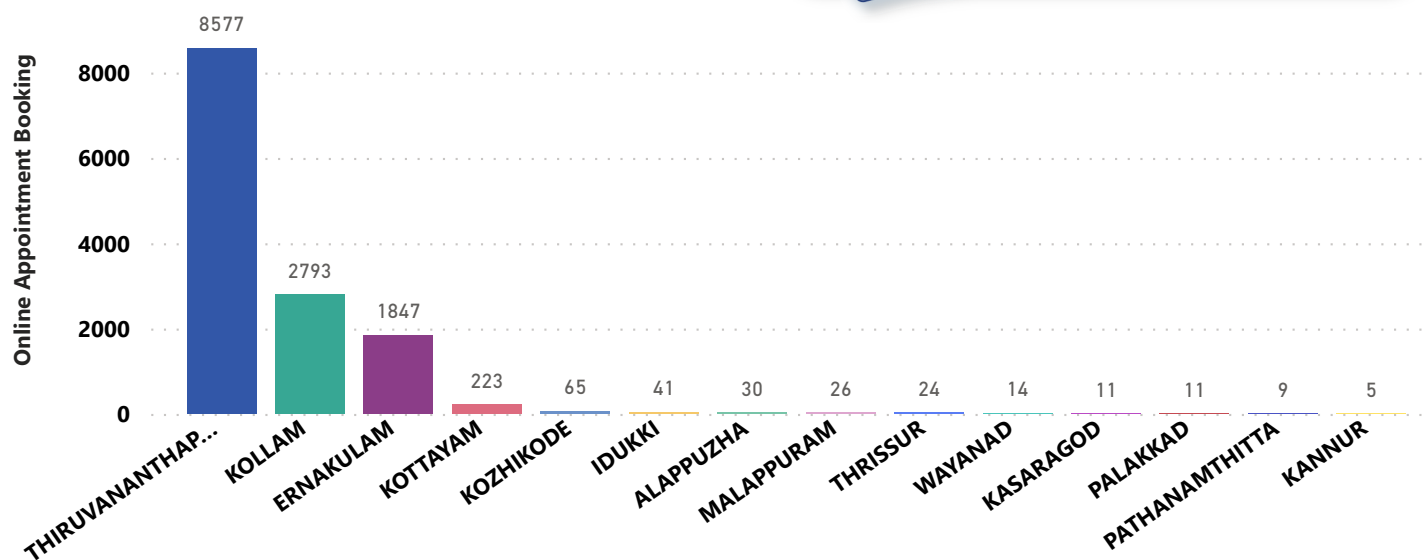
4. Status of Modules started in Hospitals

District wise status of live institutions and the count of various modules [Reception, OP Consultation, Lab, Pharmacy] started.

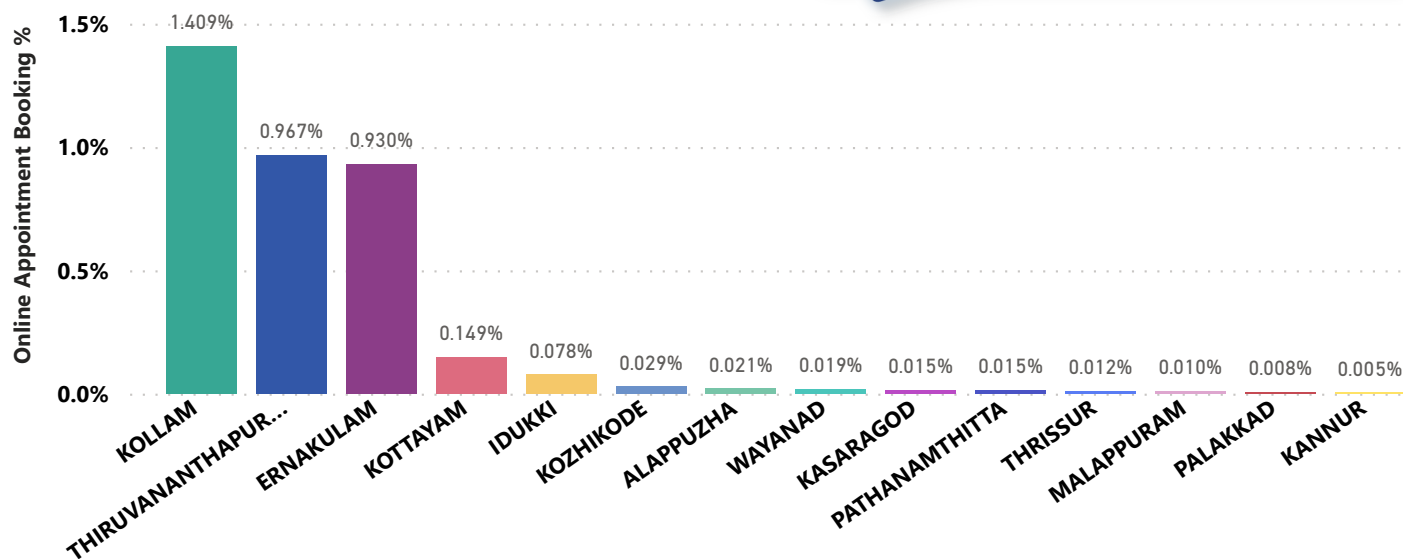
District Name	Live Institutions	Reception	Consultation	Lab	Pharmacy
THIRUVANANTHAPURAM	103	98 (95.1%)	91 (88.3%)	81 (78.6%)	80 (77.7%)
THRISSUR	55	52 (94.5%)	49 (89.1%)	43 (78.2%)	48 (87.3%)
MALAPPURAM	47	36 (76.6%)	25 (53.2%)	18 (38.3%)	16 (34.%)
KOZHIKODE	38	31 (81.6%)	26 (68.4%)	21 (55.3%)	21 (55.3%)
PALAKKAD	38	37 (97.4%)	36 (94.7%)	30 (78.9%)	20 (52.6%)
ERNAKULAM	34	27 (79.4%)	22 (64.7%)	10 (29.4%)	15 (44.1%)
KANNUR	27	26 (96.3%)	25 (92.6%)	20 (74.1%)	16 (59.3%)
KOTTAYAM	23	21 (91.3%)	20 (87.%)	13 (56.5%)	19 (82.6%)
KOLLAM	22	22 (100.%)	22 (100.%)	22 (100.%)	22 (100.%)
ALAPPUZHA	19	18 (94.7%)	18 (94.7%)	15 (78.9%)	17 (89.5%)
IDUKKI	19	18 (94.7%)	16 (84.2%)	11 (57.9%)	16 (84.2%)
KASARAGOD	19	18 (94.7%)	17 (89.5%)	10 (52.6%)	16 (84.2%)
PATHANAMTHITTA	18	17 (94.4%)	15 (83.3%)	12 (66.7%)	11 (61.1%)
WAYANAD	16	15 (93.8%)	15 (93.8%)	15 (93.8%)	14 (87.5%)
Total	478	436 (91.2%)	397 (83.1%)	321 (67.2%)	331 (69.2%)

5. Percentage of Online Appointment Booking in Hospitals

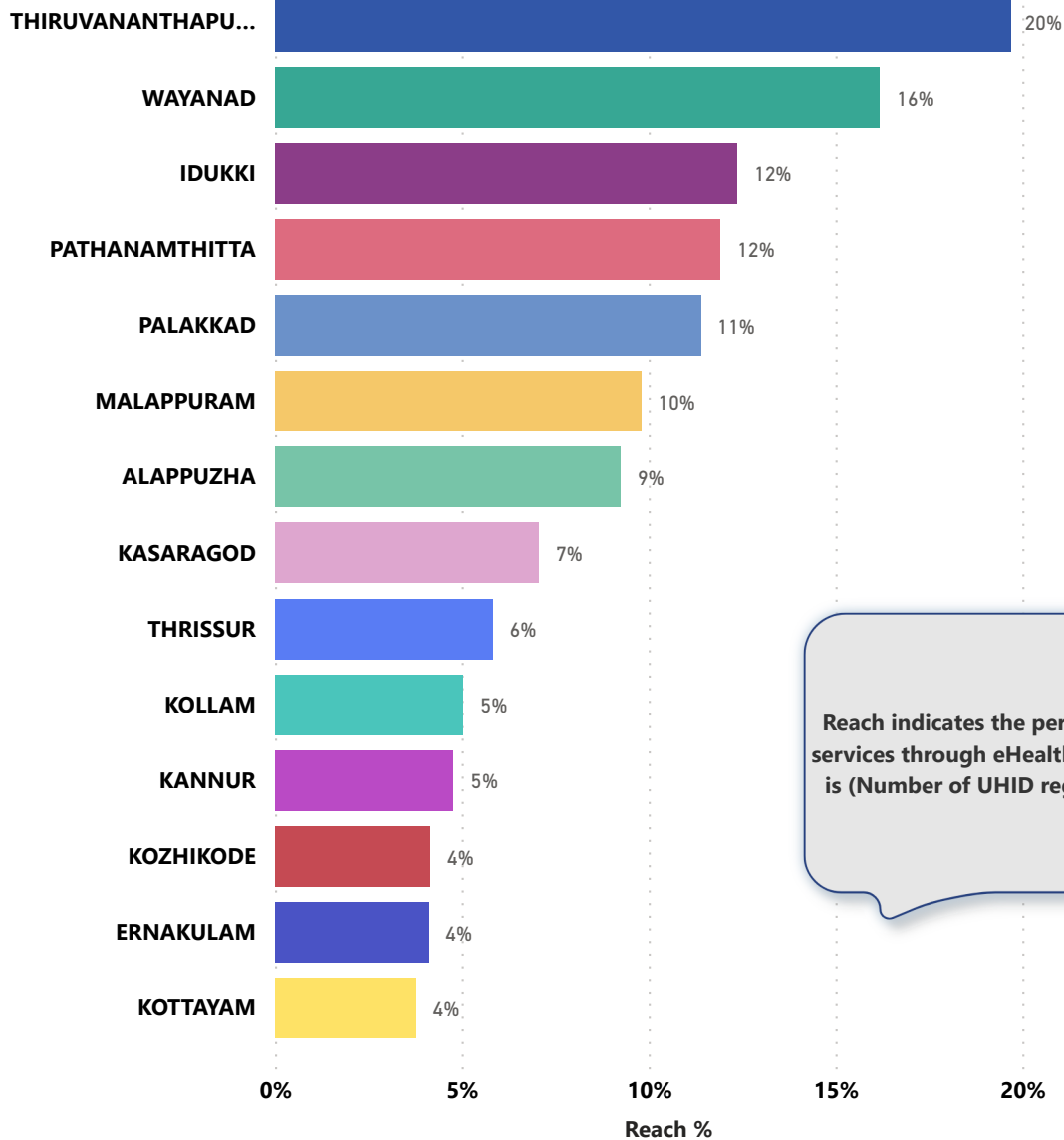
District-wise count of Online appointments taken during the month of November '22. WYD district is at position 10 in online appointment booking.



District-wise percentage of online appointment booking up on OP visits for the month of November '22. Calculation is performed as (Online Visits / OP Visits) * 100 %.



6. eHealth Performance - Reach



Reach indicates the percentage of population availing services through eHealth. The formula used to calculate is $(\text{Number of UHID registered} / \text{Population}) * 100 \%$.

7. Public Health Survey Status

