

### 1. eHealth Kerala - Vital Statistics

<b>Live Institutions</b>	18
<b>Medical College Hospitals</b>	1
<b>PHCs/FHCs</b>	15
<b>CHCs</b>	0
<b>DHs/GHs</b>	0
<b>PH Labs</b>	0
<b>Other(Inc UPHCs,Taluk Hospitals)</b>	2



### 2. Highlights



- Reception module started at all institutions
- The district is at 7th position in reach rank which indicates UHID registration proportionate to the population.
- The district remains
  - at position 8 in online appointment booking.
  - at position 3 in Pharmacy Usage with 61.03% (5% down)
  - at position 4 in UHID visits with the value of 53.13% (up by 4% ).



- The Alappuzha district is at 3rd position (Down by 1) in overall performance ranking of districts based on PHCs/FHCs/UPHCs.
- The Alappuzha district is at position 9(down by 2) in OP consultation by doctors with 73.34%(5% down).
- The district is at position 5 in house survey completion (4%) and at position 8 in member survey completion (0.05%).


## 3. eHealth - District Ranking Matrix Based on Performance of PHCs/FHCs/UPHCs

The ranking matrix showcase the district performance in providing eHealth services through PHCs/FHCs/UPHCs based on six different parameters. These parameters include whether the reception module is started or not, UHID Visits, Doctor Consultation, Pharmacy Usage, Lab Usage and number of Live Institutions. Based on the ranking, the districts are classified into three broad categories, the best performing districts, the average performing districts and the low performing districts.

The best performing districts should strive to continue to remain in the same position, whereas the average performing as well as the low performing districts should strive to reach to the 'top four' league.

The ranking matrix for the month of October '22 is given below:

District	Rank
WAYANAD	1
IDUKKI	2
KOLLAM	2
THIRUVANANTHAPURAM	2
ALAPPUZHA	3
PATHANAMTHITTA	4
THRISSUR	4
KOTTAYAM	5
KOZHIKODE	5
PALAKKAD	5
KANNUR	6
KASARAGOD	7
ERNAKULAM	8
MALAPPURAM	9

 Best performing  
 Average performing  
 Low performing

## 3. eHealth - Institution Level Ranking of PHCs/FHCs/UPHCs

Hospital	Rank
Family Health Centre Purakkad	1
Urban Primary Health Centre Mullathu Valappu	2
Family Health Centre Kanjikuzhy	3
Family Health Centre Palamel	3
Family Health Centre Pallipuram	3
Family Health Centre Punnapra North	3
Family Health Centre Aroor	4
Family Health Centre Vettakkal	4
Family Health Centre Chettikulangara	5
Family Health Centre Panavally	5
Family Health Centre Perumpalam	5
Family Health Centre Arattupuzha	6
Family Health Centre Cheruthana	6
Family Health Centre Kalavoor	6
Family Health Centre Veeyapuram	6
Urban Primary Health Centre Cheravally	7
Family Health Centre Kandalloor	8

## 3.1 eHealth Performance - Reception Module

Reception Module is considered to be functional in a PHC/FHC/UPHC only if the number of total visits for the month is of minimum 500.

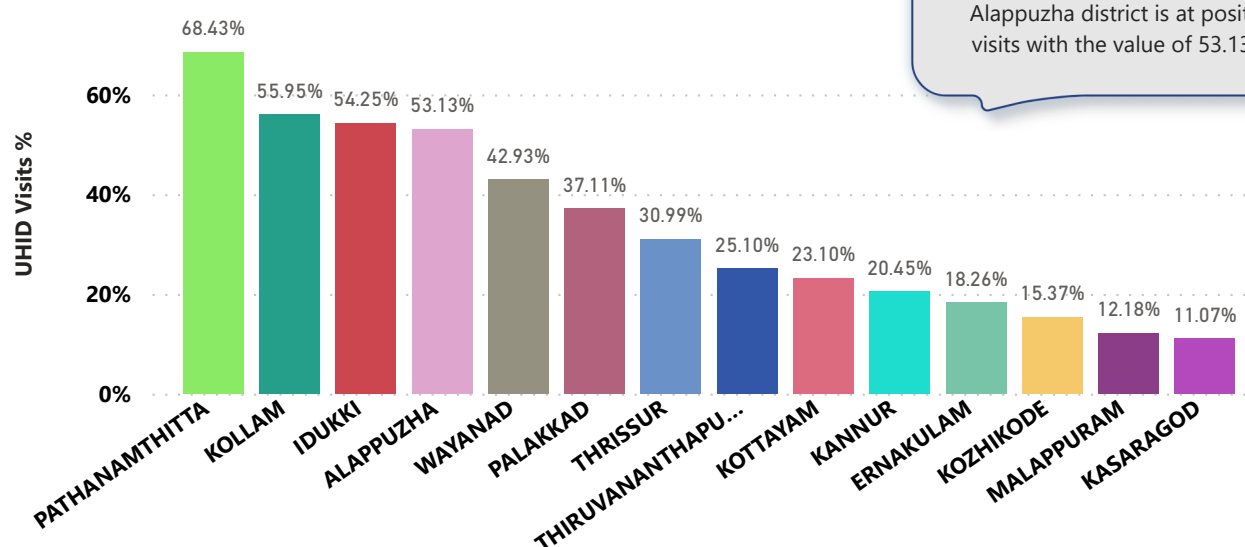
Reception module started in all PHCs/FHCs/UPHCs

District	PHC/FHC/UPHC Count	PHC/FHC/UPHC with Reception	% of PHC/FHC/UPHC with Reception
ALAPPUZHA	17	17	100.00%
IDUKKI	16	16	100.00%
KASARAGOD	19	19	100.00%
KOLLAM	20	20	100.00%
PATHANAMTHITTA	16	16	100.00%
WAYANAD	15	15	100.00%
PALAKKAD	37	36	97.00%
KANNUR	27	26	96.00%
THRISSUR	51	49	96.00%
KOTTAYAM	21	20	95.00%
THIRUVANANTHAPURAM	66	63	95.00%
ERNAKULAM	31	26	84.00%
KOZHIKODE	29	24	83.00%
MALAPPURAM	46	35	76.00%



## 3.2 e-Health Performance - UHID Visits

UHID Visit % is calculated as (UHID Visits / Total Visit ) \*100



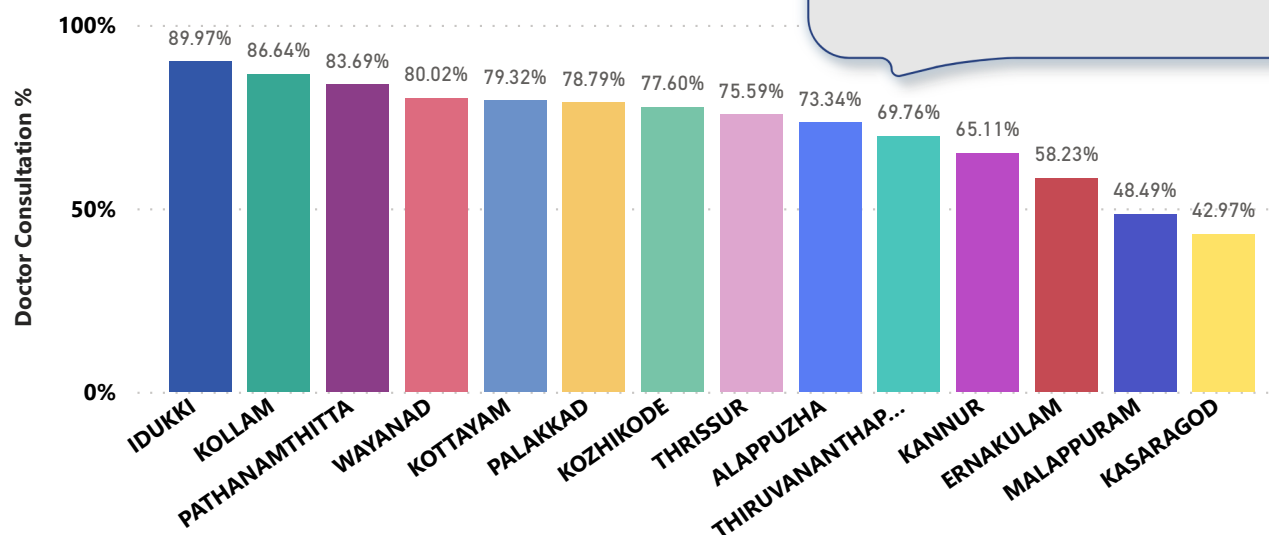
## PHCs/FHCs/UPHCs based on UHID Visits

Institutions with atleast 100 UHID visits are listed here.

Hospital	UHID Visit %
Family Health Centre Purakkad	84.00%
Family Health Centre Vettakkal	80.00%
Family Health Centre Perumpalam	75.00%
Family Health Centre Punnapra North	70.00%
Family Health Centre Palamel	65.00%
Family Health Centre Kanjikuzhy	60.00%
Family Health Centre Aroor	54.00%
Family Health Centre Pallipuram	53.00%
Family Health Centre Panavally	53.00%
Urban Primary Health Centre Mullathu Valappu	52.00%

Hospital	UHID Visit %
Family Health Centre Kalavoor	29.00%
Family Health Centre Kandalloor	31.00%
Urban Primary Health Centre Cheravally	33.00%
Family Health Centre Chettikulangara	34.00%
Family Health Centre Cheruthana	47.00%
Family Health Centre Arattupuzha	50.00%
Family Health Centre Veeyapuram	50.00%
Urban Primary Health Centre Mullathu Valappu	52.00%
Family Health Centre Pallipuram	53.00%
Family Health Centre Panavally	53.00%

## 3.3 e-Health Performance - Doctor Consultation



## Doctor Consultation Percentage in PHCs/FHCs/UPHCs

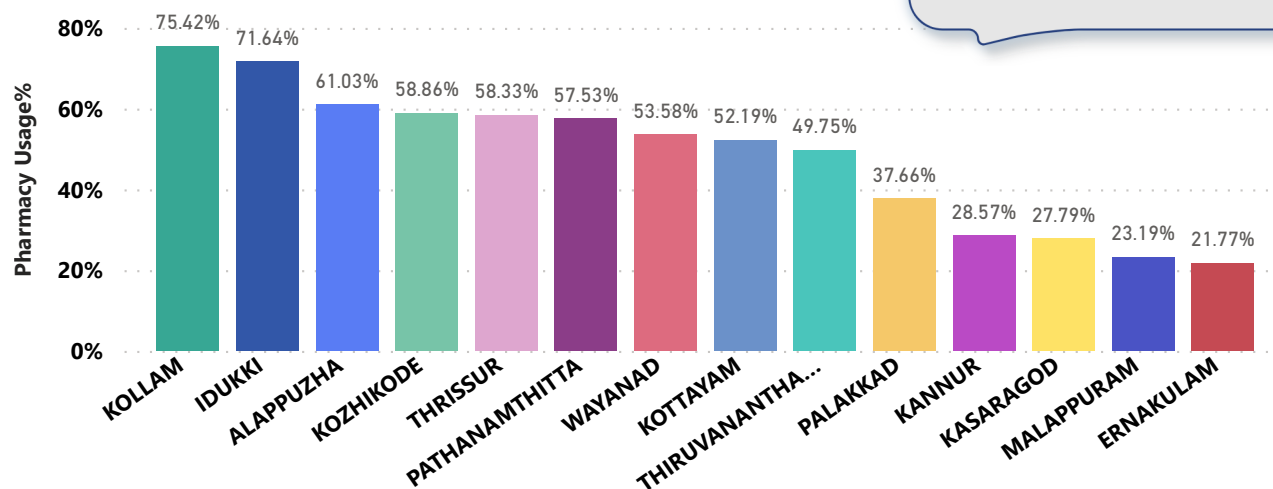
Hospital	Doctor Consultation %
Family Health Centre Punnapra North	98.27%
Family Health Centre Palamel	93.15%
Family Health Centre Purakkad	91.53%
Family Health Centre Aroor	91.52%
Urban Primary Health Centre Mullathu Valappu	89.35%
Family Health Centre Pallipuram	88.39%
Family Health Centre Chettikulangara	86.33%
Family Health Centre Kalavoor	85.51%
Family Health Centre Cheruthana	80.97%
Family Health Centre Veeyapuram	80.11%
Family Health Centre Kanjikuzhy	77.62%
Family Health Centre Vettakkal	73.33%

Hospital	Doctor Consultation %
Family Health Centre Kandallloor	2.11%
Urban Primary Health Centre Cheravally	29.32%
Family Health Centre Perumpalam	49.78%
Family Health Centre Arattupuzha	73.21%
Family Health Centre Panavally	73.28%
Family Health Centre Vettakkal	73.33%
Family Health Centre Kanjikuzhy	77.62%
Family Health Centre Veeyapuram	80.11%
Family Health Centre Cheruthana	80.97%
Family Health Centre Kalavoor	85.51%
Family Health Centre Chettikulangara	86.33%
Family Health Centre Pallipuram	88.39%
Urban Primary Health Centre Mullathu	89.35%

## 3.4 e-Health Performance - Pharmacy Usage in PHCs/FHCs/UPHCs

Pharmacy usage is calculated as (Pharmacy Prescription Count / Total Visits ) \*100

The Alappuzha district stands at position 3 in Pharmacy Usage with 61.03%(5% down).



## Pharmacy Usage in PHCs/FHCs/UPHCs

Hospital	Pharmacy Usage %
Family Health Centre Punnapra North	94.00%
Urban Primary Health Centre Mullathu Valappu	85.00%
Family Health Centre Chettikulangara	82.00%
Family Health Centre Purakkad	82.00%
Family Health Centre Pallipuram	79.00%
Family Health Centre Veeyapuram	79.00%
Family Health Centre Aroor	71.00%
Family Health Centre Cheruthana	70.00%
Family Health Centre Kanjikuzhy	70.00%
Family Health Centre Vettakkal	70.00%
Family Health Centre Palamel	66.00%
Family Health Centre Kalavoor	61.00%

Hospital	Pharmacy Usage %
Family Health Centre Kandallloor	0.00%
Urban Primary Health Centre Cheravally	11.00%
Family Health Centre Perumpalam	43.00%
Family Health Centre Panavally	49.00%
Family Health Centre Arattupuzha	55.00%
Family Health Centre Kalavoor	61.00%
Family Health Centre Palamel	66.00%
Family Health Centre Cheruthana	70.00%
Family Health Centre Kanjikuzhy	70.00%
Family Health Centre Vettakkal	70.00%
Family Health Centre Aroor	71.00%
Family Health Centre Pallipuram	79.00%
Family Health Centre Veeyapuram	79.00%

## 4. Status of Modules started in Hospitals

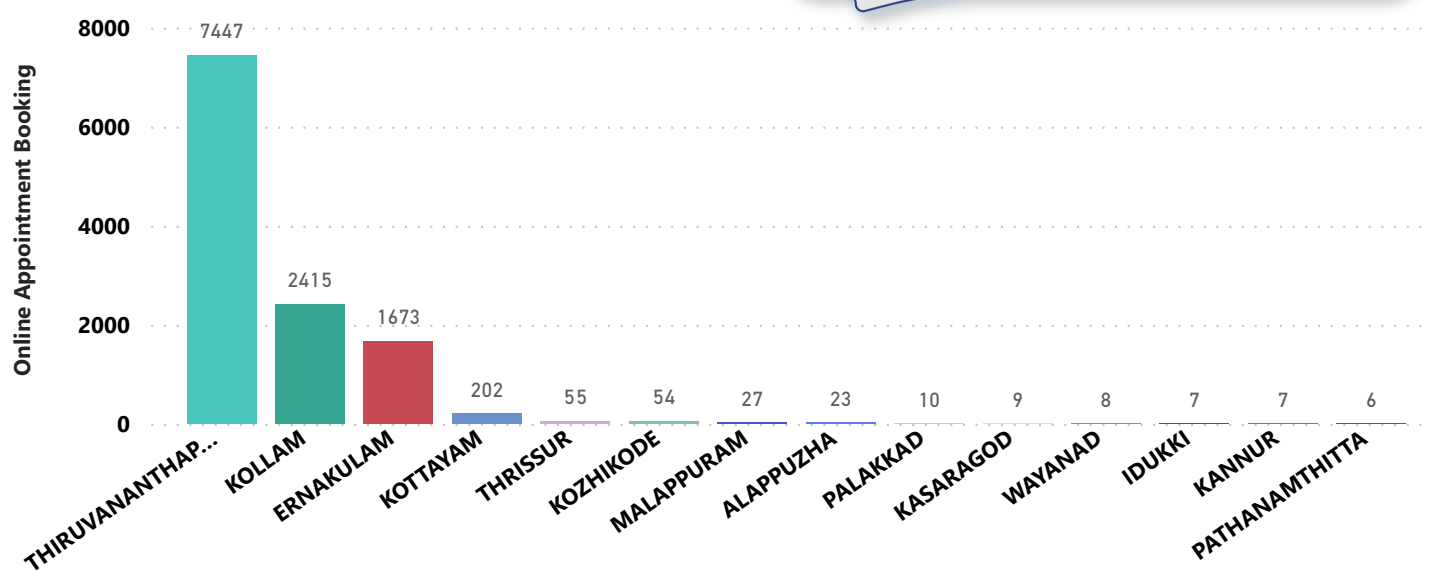
District wise status of live institutions and the count of various modules [Reception, OP Consultation, Lab, Pharmacy] started.

District Name	Live Institutions	Reception	Consultation	Lab	Pharmacy
THIRUVANANTHAPURAM	103	98 (95.1%)	87 (84.5%)	77 (74.8%)	74 (71.8%)
THRISSUR	54	52 (96.3%)	48 (88.9%)	37 (68.5%)	46 (85.2%)
MALAPPURAM	47	34 (72.3%)	24 (51.1%)	13 (27.7%)	13 (27.7%)
KOZHIKODE	38	30 (78.9%)	24 (63.2%)	16 (42.1%)	19 (50.%)
PALAKKAD	38	37 (97.4%)	36 (94.7%)	29 (76.3%)	17 (44.7%)
ERNAKULAM	34	27 (79.4%)	23 (67.6%)	11 (32.4%)	16 (47.1%)
KANNUR	27	26 (96.3%)	24 (88.9%)	18 (66.7%)	12 (44.4%)
KOLLAM	22	22 (100.%)	22 (100.%)	22 (100.%)	22 (100.%)
KOTTAYAM	22	21 (95.5%)	20 (90.9%)	10 (45.5%)	18 (81.8%)
KASARAGOD	19	19 (100.%)	19 (100.%)	15 (78.9%)	14 (73.7%)
ALAPPUZHA	18	18 (100.%)	17 (94.4%)	15 (83.3%)	16 (88.9%)
IDUKKI	17	17 (100.%)	15 (88.2%)	11 (64.7%)	13 (76.5%)
PATHANAMTHITTA	17	17 (100.%)	15 (88.2%)	11 (64.7%)	10 (58.8%)
WAYANAD	15	15 (100.%)	14 (93.3%)	14 (93.3%)	12 (80.%)
<b>Total</b>	<b>471</b>	<b>433 (91.9%)</b>	<b>388 (82.4%)</b>	<b>299 (63.5%)</b>	<b>302 (64.1%)</b>

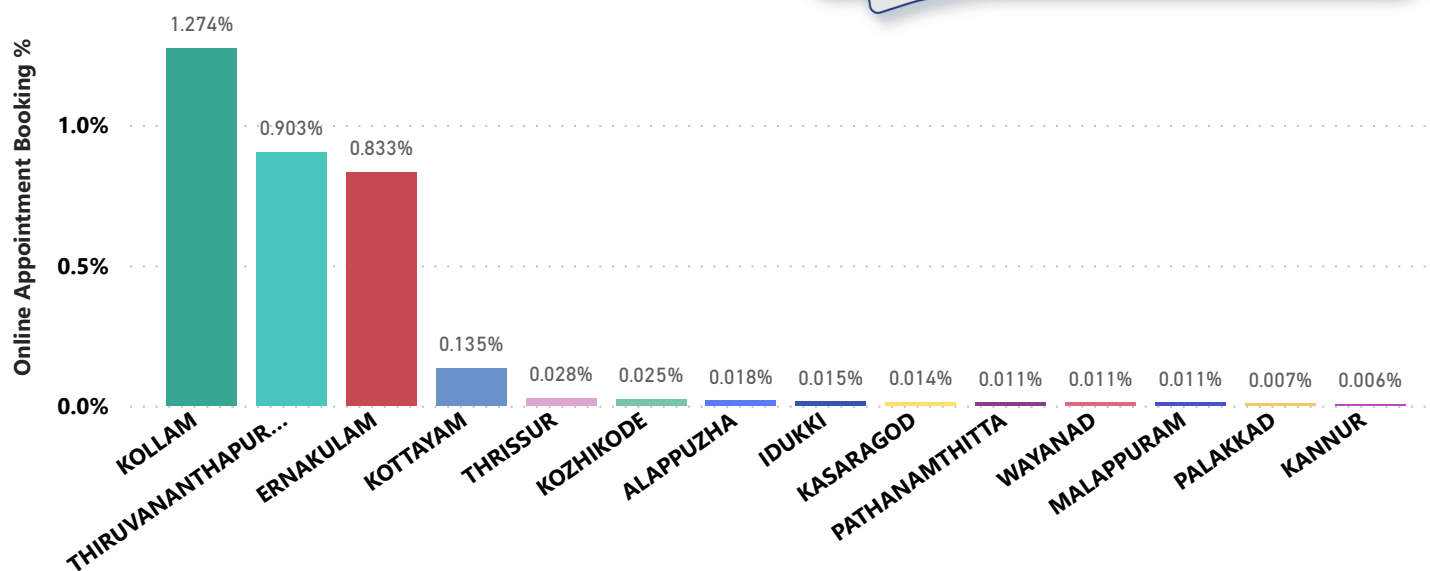


## 5. Percentage of Online Appointment Booking in Hospitals

District-wise count of online appointments taken during the month October'22. Alappuzha district is at position 8 in online appointment booking.

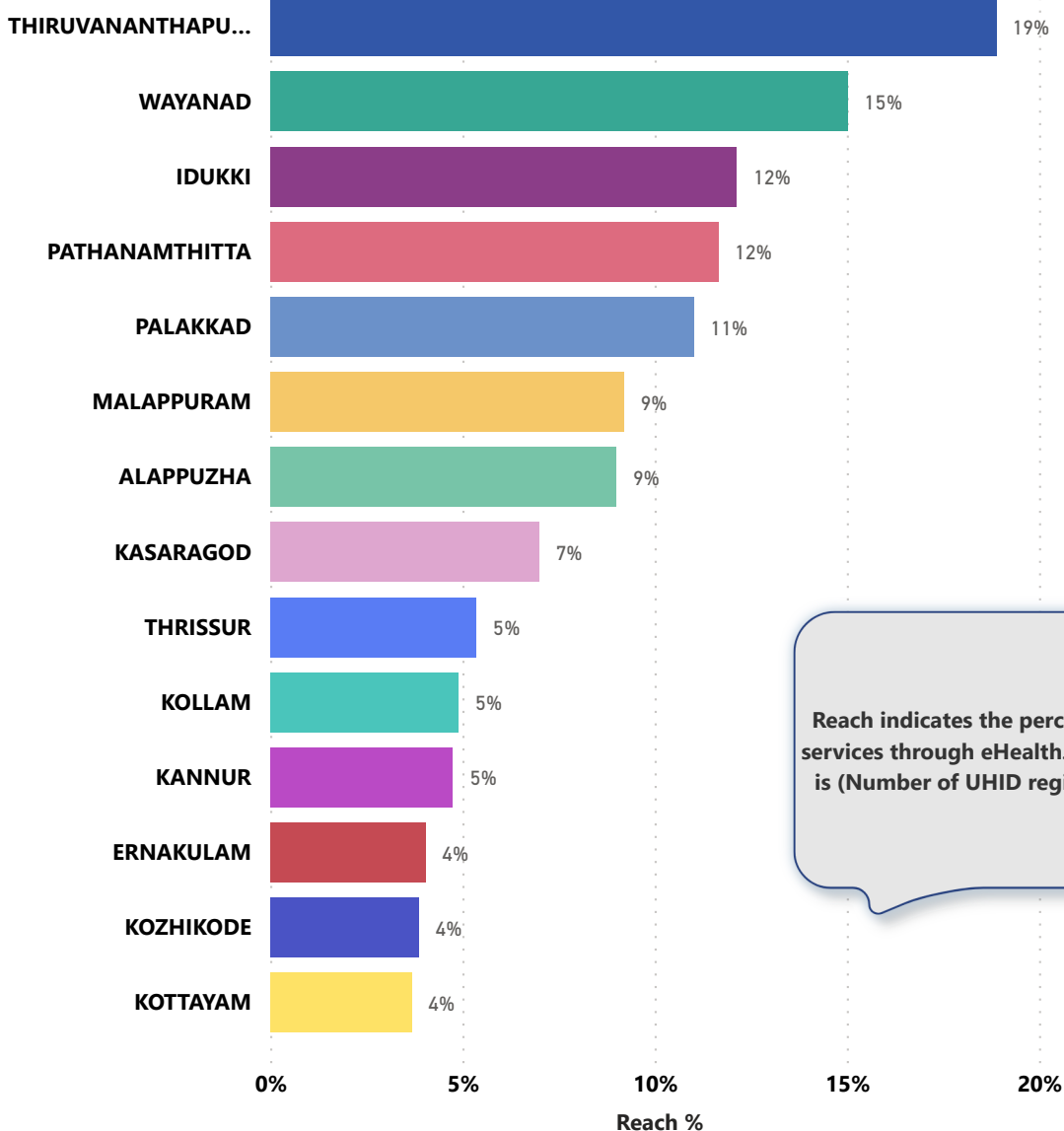


District-wise percentage of online appointment booking up on OP visits for the month of October '22. Calculation is performed as (Online Visits / OP Visits) \* 100 %.





## 6. eHealth Performance - Reach



Reach indicates the percentage of population availing services through eHealth. The formula used to calculate is  $(\text{Number of UHID registered} / \text{Population}) * 100 \%$ .

## 7. Public Health Survey Status

