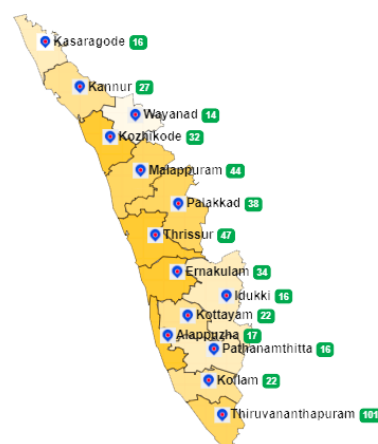


1. eHealth Kerala - Vital Statistics

Live Institutions	34
Medical College Hospitals	1
PHCs/FHCs	28
CHCs	0
DHs/GHs	1
PH Labs	0
Other(Inc UPHCs,Taluk Hospitals)	4



2. Highlights



- Out of 31 PHCs/FHCs/UPHCs, 26 institutions started Reception Module.
- The district remains at position 3 in online appointment booking.



- The Ernakulam district remains at second last position in overall performance ranking of districts based on PHCs/FHCs/UPHCs.
- District remains at :
 - position 11 in UHID Visits (19%)
 - position 12 in Doctor Consultation (58%)
 - position 14 (down by 1) in Pharmacy Usage (22%)
- The district is at position 8 in house survey completion (2.19%) and at position 12 in member survey completion (0.01%).

3. eHealth - District Ranking Matrix Based on Performance of PHCs/FHCs/UPHCs

The ranking matrix showcase the district performance in providing eHealth services through PHCs/FHCs/UPHCs based on six different parameters. These parameters include whether the reception module is started or not, UHID Visits, Doctor Consultation, Pharmacy Usage, Lab Usage and number of Live Institutions. Based on the ranking, the districts are classified into three broad categories, the best performing districts, the average performing districts and the low performing districts.

The best performing districts should strive to continue to remain in the same position, whereas the average performing as well as the low performing districts should strive to reach to the 'top four' league.

The ranking matrix for the month of October '22 is given below:

District	Rank
WAYANAD	1
IDUKKI	2
KOLLAM	2
THIRUVANANTHAPURAM	2
ALAPPUZHA	3
PATHANAMTHITTA	4
THRISSUR	4
KOTTAYAM	5
KOZHIKODE	5
PALAKKAD	5
KANNUR	6
KASARAGOD	7
ERNAKULAM	8
MALAPPURAM	9

 Best performing
 Average performing
 Low performing

3. eHealth - Institution Level Ranking of PHCs/FHCs/UPHCs

Hospital	Rank
Family Health Centre Eroor	1
Family Health Centre Maneed	1
Family Health Centre Karumallor	2
Family Health Centre Kottappady	3
Family Health Centre Cheranelloore	4
Family Health Centre Munambam	4
Family Health Centre Thirumarady	4
Family Health Centre Ayyampuzha	5
Family Health Centre Chellanam	5
Family Health Centre Chittattukara	5
Family Health Centre Chowara	5
Family Health Centre Kadavoor	5
Family Health Centre Manjapra	5
Family Health Centre Neriyamangalam	5
Family Health Centre Vazhakulam	5
Urban Primary Health Centre Kennadimukku	5
Family Health Centre Gothuruth	6
Family Health Centre Kodanad	6
Family Health Centre Mazhuvannoor	6
Family Health Centre Rayamangalam	6
Family Health Centre Thiruvaniyoor	6
Family Health Centre Alangad	7
Family Health Centre Edavanakkad	7
Family Health Centre Koonammavu	7
Family Health Centre Kuttampuzha	7
Family Health Centre Mulavukad	7
Family Health Centre Paipra	8
Urban Primary Health Centre Elamanthoppu	9
Urban Primary Health Centre Moolamkuzhy	10

3.1 eHealth Performance - Reception Module

Reception Module is considered to be functional in a PHC/FHC/UPHC only if the number of total visits for the month is of minimum 500.

Reception module started in 26
PHCs/FHCs/UPHCs

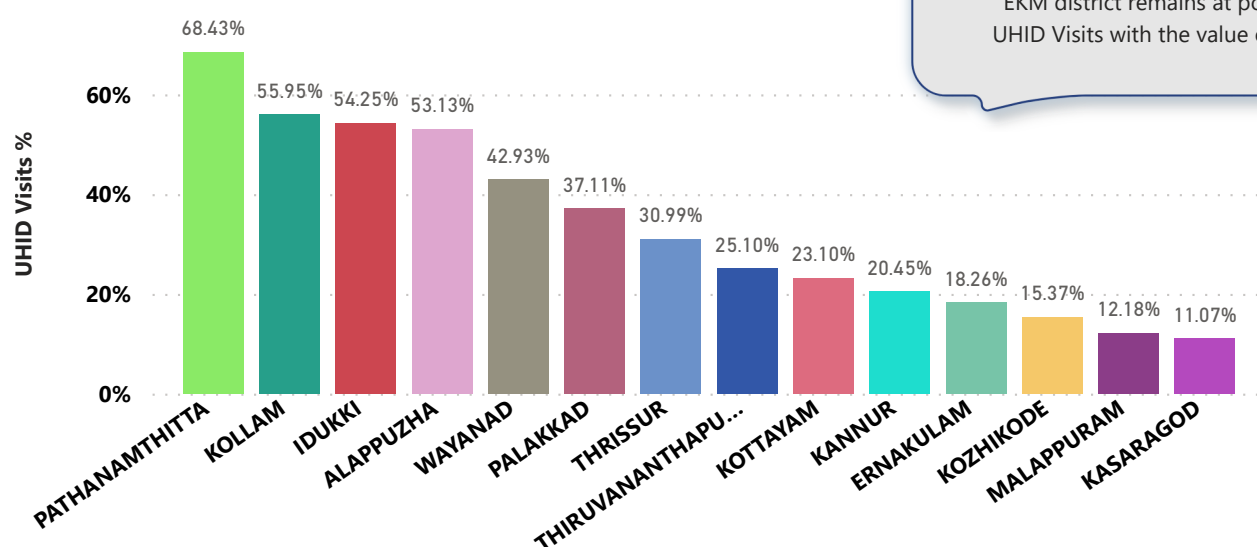
District	PHC/FHC/UPHC Count	PHC/FHC/UPHC with Reception	% of PHC/FHC/UPHC with Reception
ALAPPUZHA	17	17	100.00%
IDUKKI	16	16	100.00%
KASARAGOD	19	19	100.00%
KOLLAM	20	20	100.00%
PATHANAMTHITTA	16	16	100.00%
WAYANAD	15	15	100.00%
PALAKKAD	37	36	97.00%
KANNUR	27	26	96.00%
THRISSUR	51	49	96.00%
KOTTAYAM	21	20	95.00%
THIRUVANANTHAPURAM	66	63	95.00%
ERNAKULAM	31	26	84.00%
KOZHIKODE	29	24	83.00%
MALAPPURAM	46	35	76.00%

Institutions where the reception module is
either not started or not using

Hospital Name
Family Health Centre Nayarambalm
Family Health Centre Okkal
Family Health Centre Paipra
Urban Primary Health Centre Elamanthoppu
Urban Primary Health Centre Moolamkuzhy

3.2 e-Health Performance - UHID Visits

UHID Visit % is calculated as (UHID Visits / Total Visit) *100



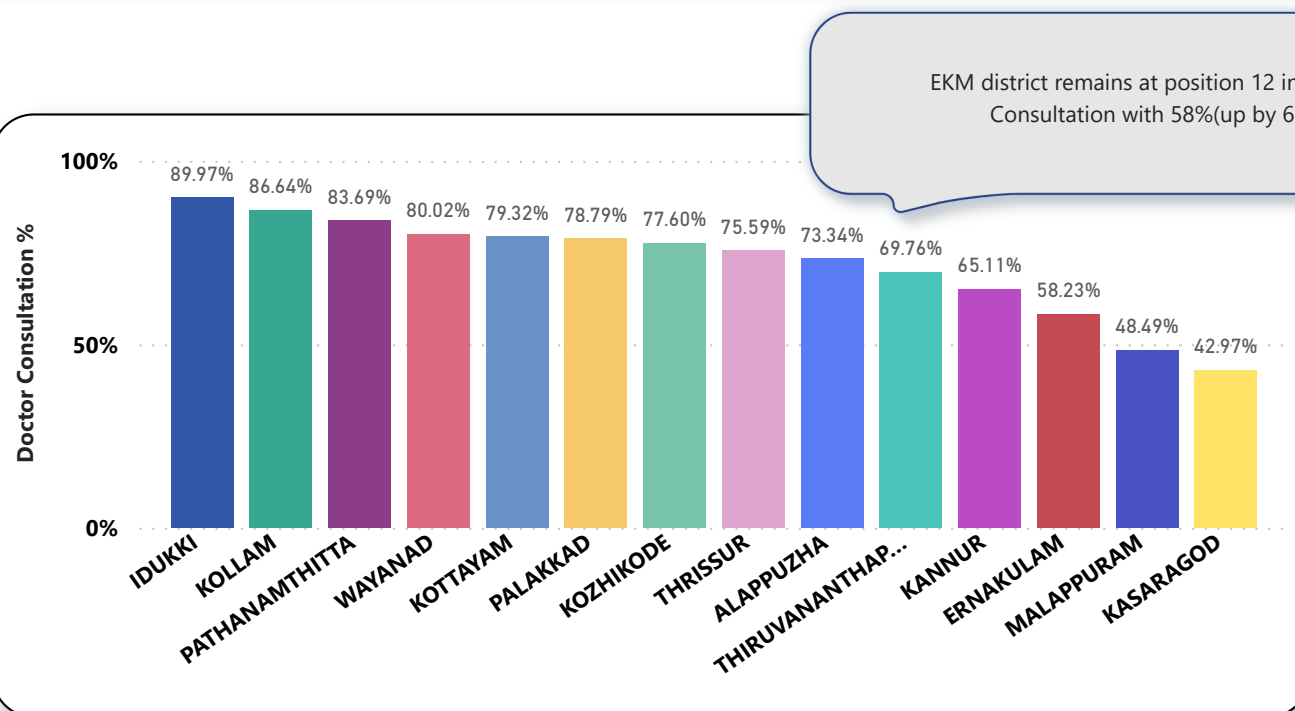
EKM district remains at position 11 in UHID Visits with the value of nearly 19%

PHCs/FHCs/UPHCs based on UHID Visits

Institutions with atleast 100 UHID visits are listed here.

Hospital	UHID Visit %
Family Health Centre Munambam	71.00%
Family Health Centre Eroor	61.00%
Family Health Centre Maneed	51.00%
Family Health Centre Thirumarady	49.00%
Family Health Centre Kadavoor	38.00%
Family Health Centre Neriyamangalam	29.00%
Family Health Centre Chittattukara	23.00%
Family Health Centre Cheranelloore	22.00%
Family Health Centre Kottappady	22.00%
Family Health Centre Thiruvaniyoor	20.00%
Family Health Centre Mazhuvannoor	17.00%
Family Health Centre Vazhakulam	15.00%
Family Health Centre Manjapra	12.00%
Family Health Centre Edavanakkad	8.00%
Family Health Centre Kodanad	4.00%
Family Health Centre Koonammavu	4.00%
Family Health Centre Rayamangalam	3.00%

3.3 e-Health Performance - Doctor Consultation



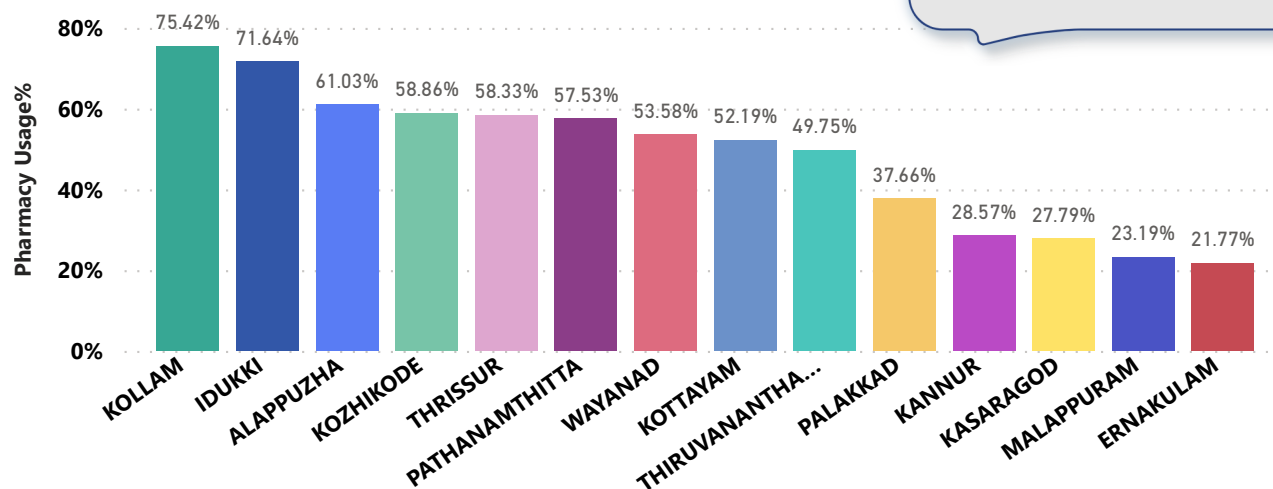
Doctor Consultation Percentage in PHCs/FHCs/UPHCs

Hospital	Doctor Consultation %
Family Health Centre Eroor	99.83%
Family Health Centre Maneed	85.48%
Family Health Centre Manjapra	82.68%
Family Health Centre Cheranelloore	76.77%
Family Health Centre Chittattukara	73.91%
Family Health Centre Mazhuvannoor	72.28%
Family Health Centre Kodanad	64.30%
Family Health Centre Kadavoor	62.18%
Family Health Centre Vazhakulam	61.75%
Family Health Centre Kottappady	61.16%
Family Health Centre Neriya Mangalam	58.36%
Family Health Centre Rayamangalam	58.18%
Family Health Centre Thirumarady	55.54%
Family Health Centre Munambam	35.34%
Family Health Centre Thiruvaniyoor	34.18%
Family Health Centre Koonammavu	22.44%
Family Health Centre Edavanakkad	0.00%

3.4 e-Health Performance - Pharmacy Usage in PHCs/FHCs/UPHCs

Pharmacy usage is calculated as (Pharmacy Prescription Count / Total Visits) *100

The EKM district stands at position 14(down by 1) in Pharmacy Usage with 22%(down by 1%).



Pharmacy Usage in PHCs/FHCs/UPHCs

Hospital	Pharmacy Usage %
Family Health Centre Eroor	94.00%
Family Health Centre Maneed	70.00%
Family Health Centre Kottappady	52.00%
Family Health Centre Mazhuvannoor	39.00%
Family Health Centre Vazhakulam	34.00%
Family Health Centre Thiruvaniyoor	24.00%
Family Health Centre Munambam	20.00%
Family Health Centre Cheranelloore	18.00%
Family Health Centre Thirumarady	18.00%
Family Health Centre Kodanad	8.00%
Family Health Centre Neriyaamangalam	7.00%
Family Health Centre Kadavoor	6.00%
Family Health Centre Rayamangalam	1.00%
Family Health Centre Chittattukara	0.00%
Family Health Centre Edavanakkad	0.00%
Family Health Centre Koonammavu	0.00%
Family Health Centre Manjapra	0.00%

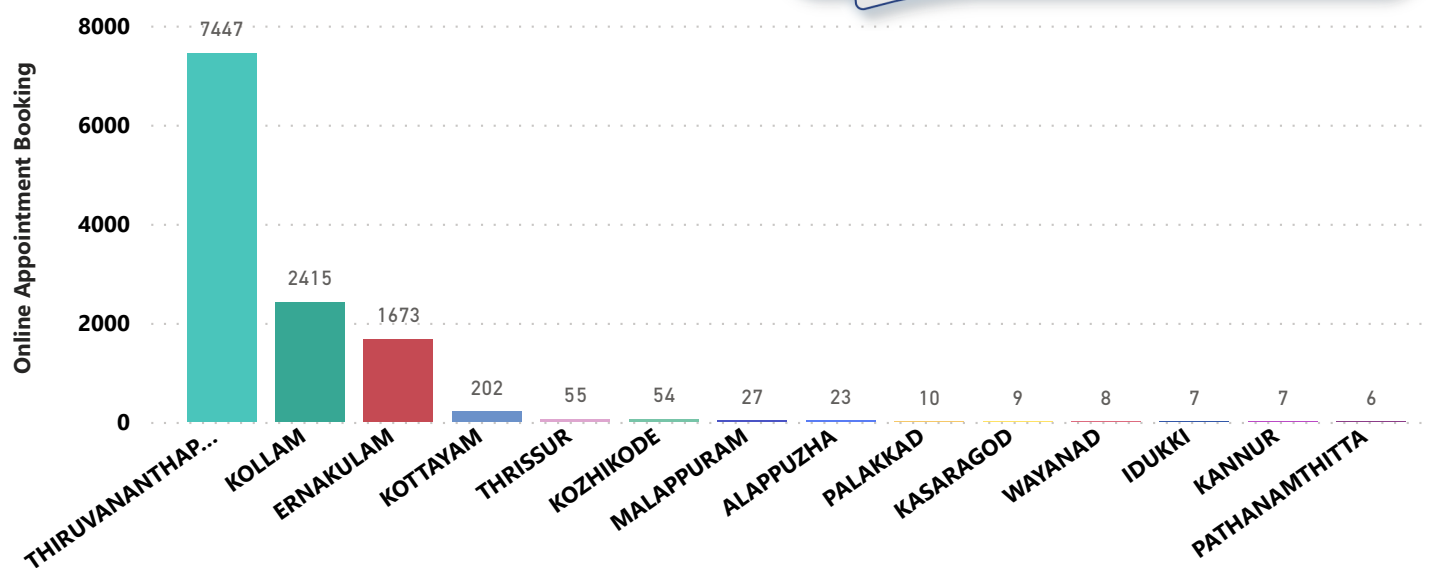
4. Status of Modules started in Hospitals

District wise status of live institutions and the count of various modules [Reception, OP Consultation, Lab, Pharmacy] started.

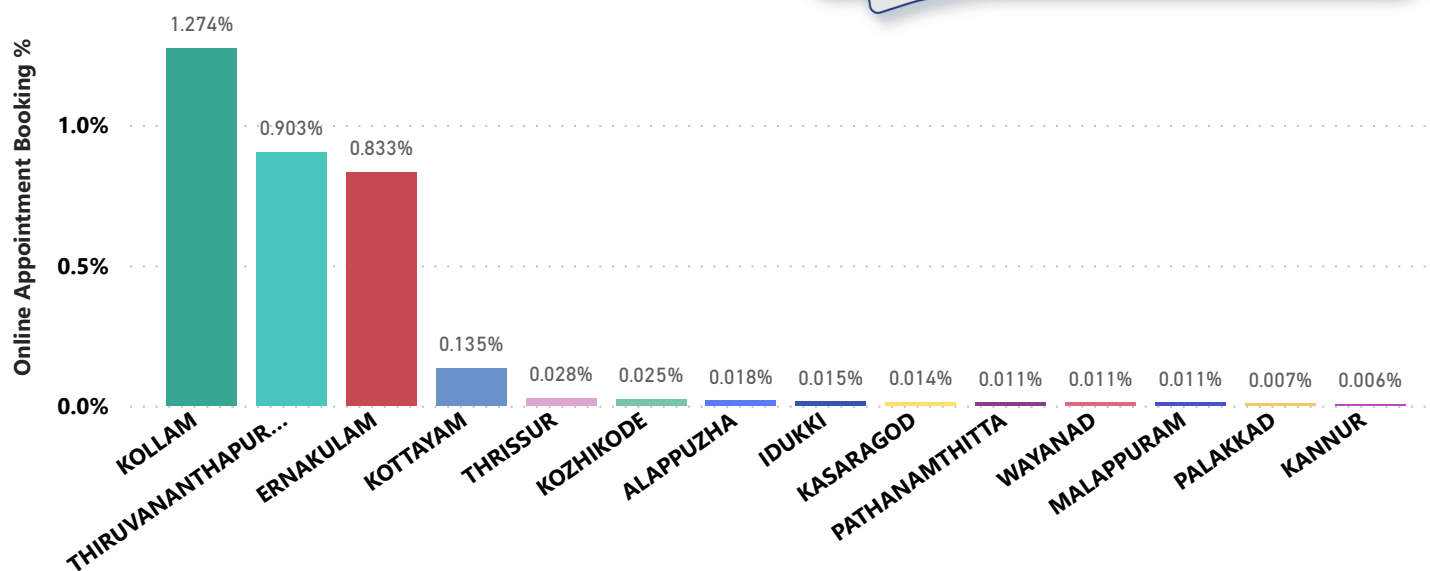
District Name	Live Institutions	Reception	Consultation	Lab	Pharmacy
THIRUVANANTHAPURAM	103	98 (95.1%)	87 (84.5%)	77 (74.8%)	74 (71.8%)
THRISSUR	54	52 (96.3%)	48 (88.9%)	37 (68.5%)	46 (85.2%)
MALAPPURAM	47	34 (72.3%)	24 (51.1%)	13 (27.7%)	13 (27.7%)
KOZHIKODE	38	30 (78.9%)	24 (63.2%)	16 (42.1%)	19 (50.%)
PALAKKAD	38	37 (97.4%)	36 (94.7%)	29 (76.3%)	17 (44.7%)
ERNAKULAM	34	27 (79.4%)	23 (67.6%)	11 (32.4%)	16 (47.1%)
KANNUR	27	26 (96.3%)	24 (88.9%)	18 (66.7%)	12 (44.4%)
KOLLAM	22	22 (100.%)	22 (100.%)	22 (100.%)	22 (100.%)
KOTTAYAM	22	21 (95.5%)	20 (90.9%)	10 (45.5%)	18 (81.8%)
KASARAGOD	19	19 (100.%)	19 (100.%)	15 (78.9%)	14 (73.7%)
ALAPPUZHA	18	18 (100.%)	17 (94.4%)	15 (83.3%)	16 (88.9%)
IDUKKI	17	17 (100.%)	15 (88.2%)	11 (64.7%)	13 (76.5%)
PATHANAMTHITTA	17	17 (100.%)	15 (88.2%)	11 (64.7%)	10 (58.8%)
WAYANAD	15	15 (100.%)	14 (93.3%)	14 (93.3%)	12 (80.%)
Total	471	433 (91.9%)	388 (82.4%)	299 (63.5%)	302 (64.1%)

5. Percentage of Online Appointment Booking in Hospitals

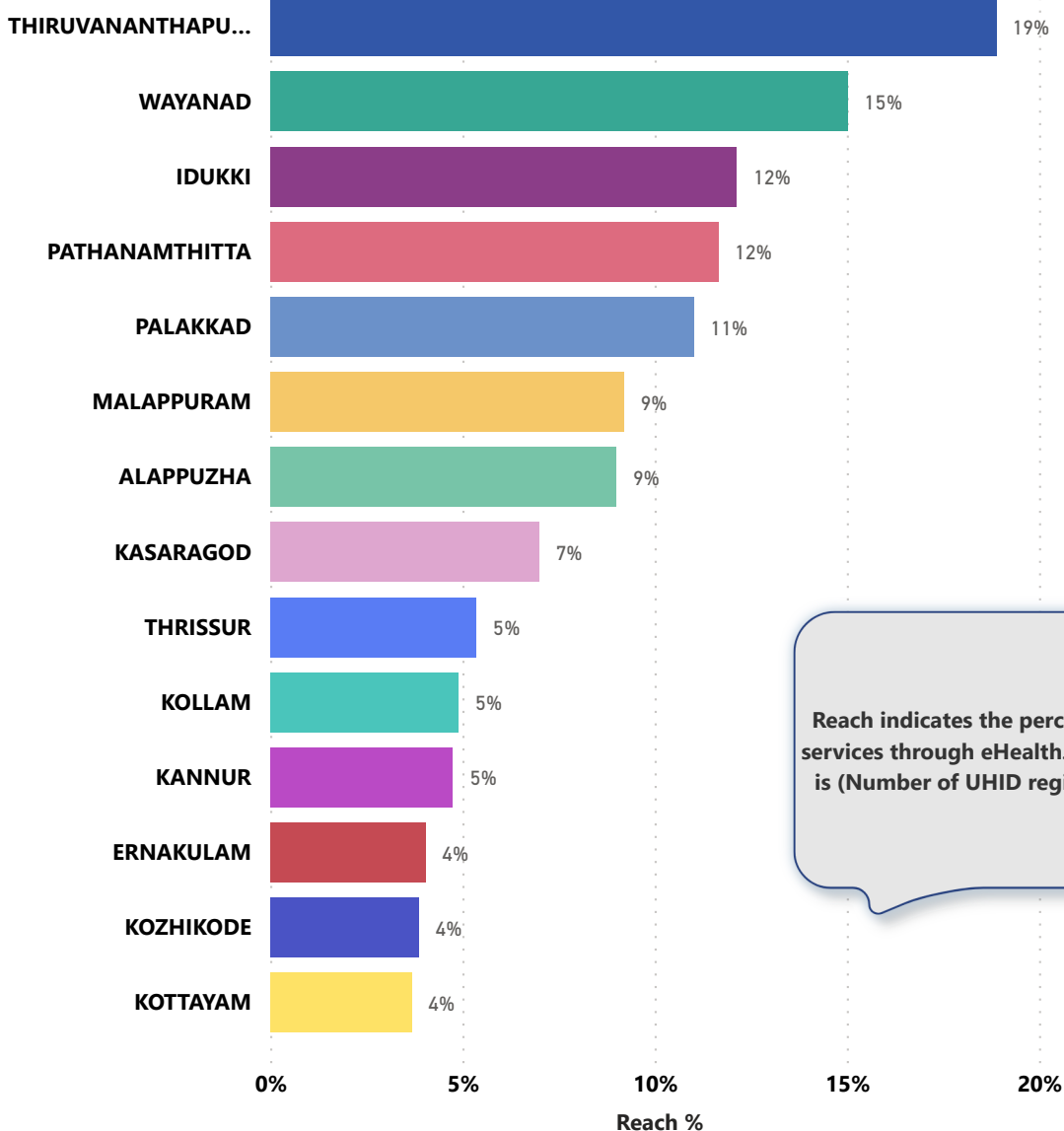
District-wise count of Online appointments taken during the month of October '22. EKM district remains at 3rd position in online appointment booking.



District-wise percentage of online appointment booking up on OP visits for the month of October '22. Calculation is performed as (Online Visits / OP Visits) * 100 %.



6. eHealth Performance - Reach



Reach indicates the percentage of population availing services through eHealth. The formula used to calculate is $(\text{Number of UHID registered} / \text{Population}) * 100 \%$.

7. Public Health Survey Status

