

1. eHealth Kerala - Vital Statistics

Live Institutions	17
Medical College Hospitals	0
PHCs/FHCs	15
CHCs	1
DHs/GHs	0
PH Labs	0
Other(Inc UPHCs,Taluk Hospitals)	1



2. Highlights



- Reception module started in all PHCs/FHCs/UPHCs.
- The Idukki district remains at
 - position 1 in OP consultation with 89.97%.
 - position 2 in Pharmacy Usage with 71%.



- The Idukki district has moved to 2nd position from 1st position (down by 1) in overall performance ranking of districts based on PHCs/FHCs/UPHCs.
- District remains at position 3 in UHID visits with 54.25% (up by 2%).
- Idukki district stands at position 12(down by 3) in online appointment booking.
- The district is at position 2 in house survey completion (43.25%) and at position 5 in member survey completion (0.2%).
- The district is at position 3(down by 1) in reach rank which indicates UHID registration proportionate to the population.

3. eHealth - District Ranking Matrix Based on Performance of PHCs/FHCs/UPHCs

The ranking matrix showcase the district performance in providing eHealth services through PHCs/FHCs/UPHCs based on six different parameters. These parameters include whether the reception module is started or not, UHID Visits, Doctor Consultation, Pharmacy Usage, Lab Usage and number of Live Institutions. Based on the ranking, the districts are classified into three broad categories, the best performing districts, the average performing districts and the low performing districts.

The best performing districts should strive to continue to remain in the same position, whereas the average performing as well as the low performing districts should strive to reach to the 'top four' league.

The ranking matrix for the month of October '22 is given below:

District	Rank
WAYANAD	1
IDUKKI	2
KOLLAM	2
THIRUVANANTHAPURAM	2
ALAPPUZHA	3
PATHANAMTHITTA	4
THRISSUR	4
KOTTAYAM	5
KOZHIKODE	5
PALAKKAD	5
KANNUR	6
KASARAGOD	7
ERNAKULAM	8
MALAPPURAM	9

 Best performing
 Average performing
 Low performing

3. eHealth - Institution Level Ranking of PHCs/FHCs/UPHCs

Hospital	Rank
Family Health Centre Kumaramangalam	1
Family Health Centre Elamdesom	2
Family Health Centre Kumily	2
Family Health Centre Mariyapuram	2
Family Health Centre Alakode	3
Family Health Centre Bison Valley	3
Family Health Centre Kanchiyar	3
Family Health Centre Kudayathur	3
Family Health Centre Karimkunnam	4
Family Health Centre Rajakumary	4
Family Health Centre Udumbanchola	4
Family Health Centre Konnathady	5
Family Health Centre Vattavada	6
Family Health Centre Peruvanthanam	7
Urban Primary Health Centre Parakkadavu	8
Family Health Centre Kamakshy	9

3.1 eHealth Performance - Reception Module

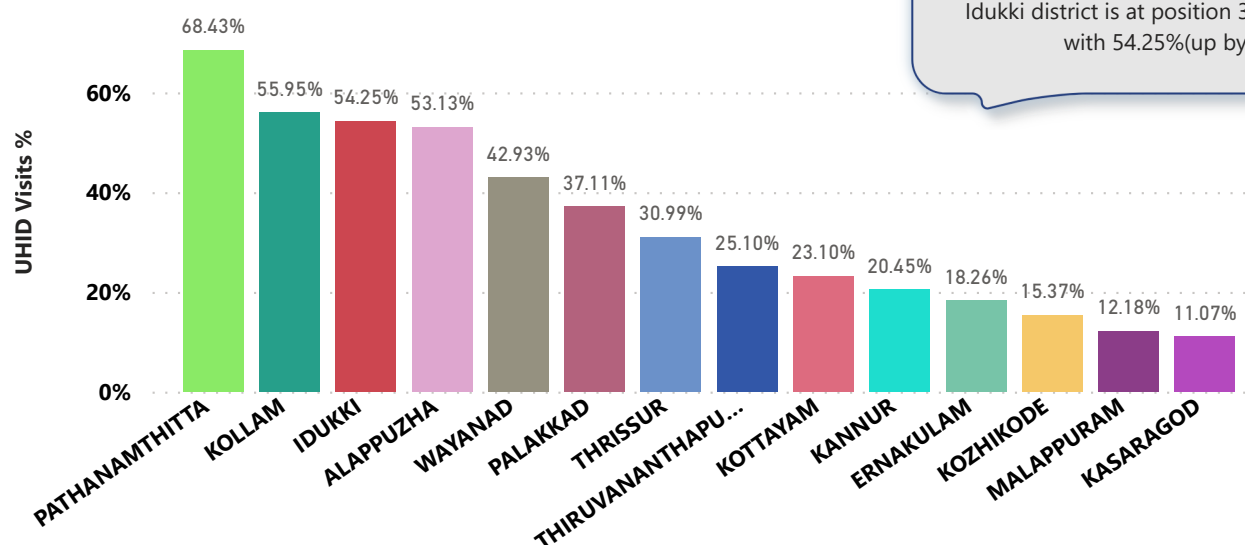
Reception Module is considered to be functional in a PHC/FHC/UPHC only if the number of total visits for the month is of minimum 500.

Reception module started in all PHCs/FHCs/UPHCs

District	PHC/FHC/UPHC Count	PHC/FHC/UPHC with Reception	% of PHC/FHC/UPHC with Reception
ALAPPUZHA	17	17	100.00%
IDUKKI	16	16	100.00%
KASARAGOD	19	19	100.00%
KOLLAM	20	20	100.00%
PATHANAMTHITTA	16	16	100.00%
WAYANAD	15	15	100.00%
PALAKKAD	37	36	97.00%
KANNUR	27	26	96.00%
THRISSUR	51	49	96.00%
KOTTAYAM	21	20	95.00%
THIRUVANANTHAPURAM	66	63	95.00%
ERNAKULAM	31	26	84.00%
KOZHIKODE	29	24	83.00%
MALAPPURAM	46	35	76.00%

3.2 e-Health Performance - UHID Visits

UHID Visit % is calculated as (UHID Visits / Total Visit) *100



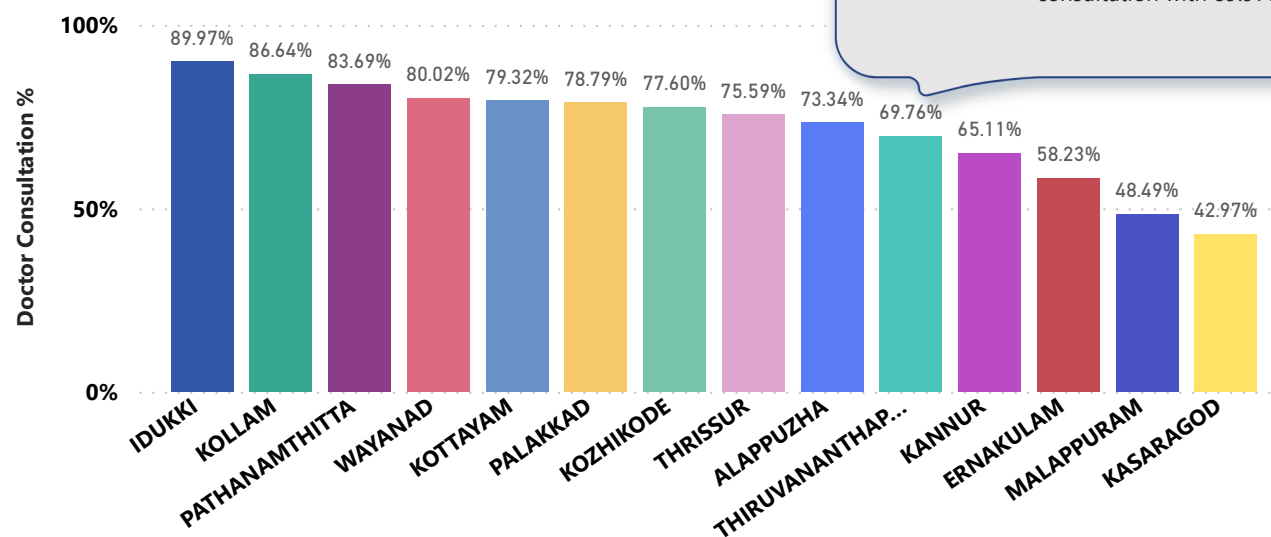
PHCs/FHCs/UPHCs based on UHID Visits

Institutions with atleast 100 UHID visits are listed here.

Hospital	UHID Visit %
Family Health Centre Alakode	80.00%
Family Health Centre Kudayathur	72.00%
Family Health Centre Elamdesom	69.00%
Family Health Centre Kumaramangalam	69.00%
Family Health Centre Peruvanthanam	66.00%
Family Health Centre Konnathady	65.00%
Family Health Centre Bison Valley	61.00%
Family Health Centre Karimkunnam	57.00%
Family Health Centre Mariyapuram	54.00%
Family Health Centre Rajakumary	54.00%
Family Health Centre Kanchiyar	46.00%

Hospital	UHID Visit %
Family Health Centre Kamakshy	23.00%
Family Health Centre Udumbanchola	26.00%
Family Health Centre Vattavada	31.00%
Urban Primary Health Centre Parakkadavu	43.00%
Family Health Centre Kumily	45.00%
Family Health Centre Kanchiyar	46.00%
Family Health Centre Mariyapuram	54.00%
Family Health Centre Rajakumary	54.00%
Family Health Centre Karimkunnam	57.00%
Family Health Centre Bison Valley	61.00%
Family Health Centre Konnathady	65.00%

3.3 e-Health Performance - Doctor Consultation



Doctor Consultation Percentage in PHCs/FHCs/UPHCs

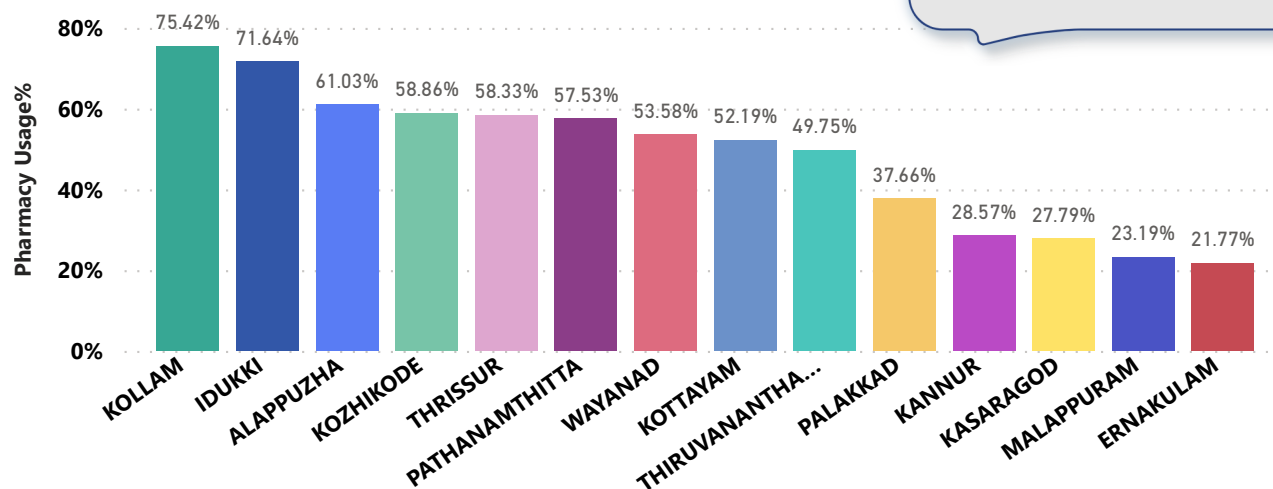
Hospital	Doctor Consultation %
Family Health Centre Kudayathur	98.64%
Family Health Centre Kumily	98.08%
Family Health Centre Mariyapuram	98.04%
Family Health Centre Elamdesom	97.62%
Family Health Centre Karimkunnam	97.40%
Family Health Centre Kumaramangalam	94.98%
Family Health Centre Rajakumary	94.93%
Family Health Centre Udumbanchola	94.06%
Family Health Centre Kanchiyar	92.87%
Family Health Centre Alakode	92.82%
Family Health Centre Konnathady	89.99%
Family Health Centre Bison Valley	82.61%
Family Health Centre Vattavada	80.73%

Hospital	Doctor Consultation %
Family Health Centre Kamakshy	34.28%
Family Health Centre Peruvanthanam	74.50%
Urban Primary Health Centre Parakkadavu	78.57%
Family Health Centre Vattavada	80.73%
Family Health Centre Bison Valley	82.61%
Family Health Centre Konnathady	89.99%
Family Health Centre Alakode	92.82%
Family Health Centre Kanchiyar	92.87%
Family Health Centre Udumbanchola	94.06%
Family Health Centre Rajakumary	94.93%
Family Health Centre Kumaramangalam	94.98%
Family Health Centre Karimkunnam	97.40%
Family Health Centre Elamdesom	97.62%

3.4 e-Health Performance - Pharmacy Usage in PHCs/FHCs/UPHCs

Pharmacy usage is calculated as (Pharmacy Prescription Count / Total Visits) *100

The district stands at position 2 in Pharmacy Usage with 71.64%.



Pharmacy Usage in PHCs/FHCs/UPHCs

Hospital	Pharmacy Usage %
Family Health Centre Alakode	89.00%
Family Health Centre Elamdesom	88.00%
Family Health Centre Kumaramangalam	87.00%
Family Health Centre Kumily	87.00%
Family Health Centre Bison Valley	85.00%
Family Health Centre Karimkunnam	84.00%
Family Health Centre Mariyapuram	80.00%
Family Health Centre Rajakumary	80.00%
Family Health Centre Udumbanchola	80.00%
Family Health Centre Vattavada	72.00%
Family Health Centre Konnathady	71.00%
Family Health Centre Kanchiyar	68.00%
Family Health Centre Kudayathur	66.00%

Hospital	Pharmacy Usage %
Family Health Centre Kamakshy	0.00%
Urban Primary Health Centre Parakkadavu	0.00%
Family Health Centre Peruvanthanam	41.00%
Family Health Centre Kudayathur	66.00%
Family Health Centre Kanchiyar	68.00%
Family Health Centre Konnathady	71.00%
Family Health Centre Vattavada	72.00%
Family Health Centre Mariyapuram	80.00%
Family Health Centre Rajakumary	80.00%
Family Health Centre Udumbanchola	80.00%
Family Health Centre Karimkunnam	84.00%
Family Health Centre Bison Valley	85.00%
Family Health Centre Alakode	89.00%

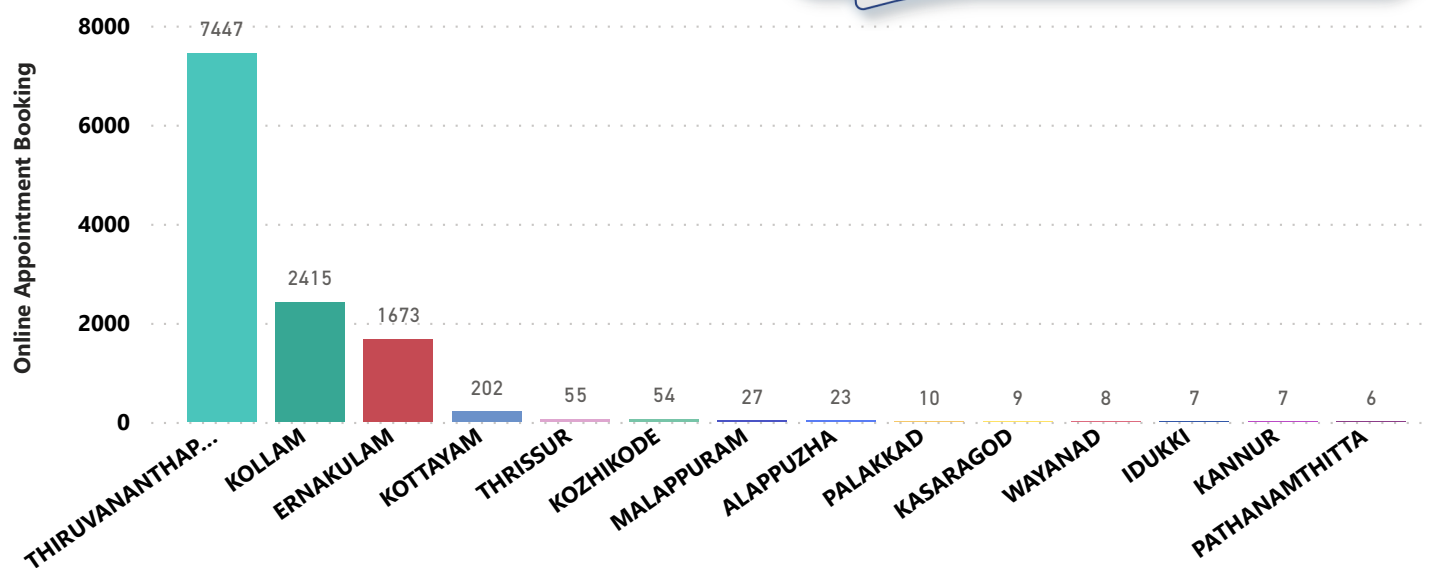
4. Status of Modules started in Hospitals

District wise status of live institutions and the count of various modules [Reception, OP Consultation, Lab, Pharmacy] started.

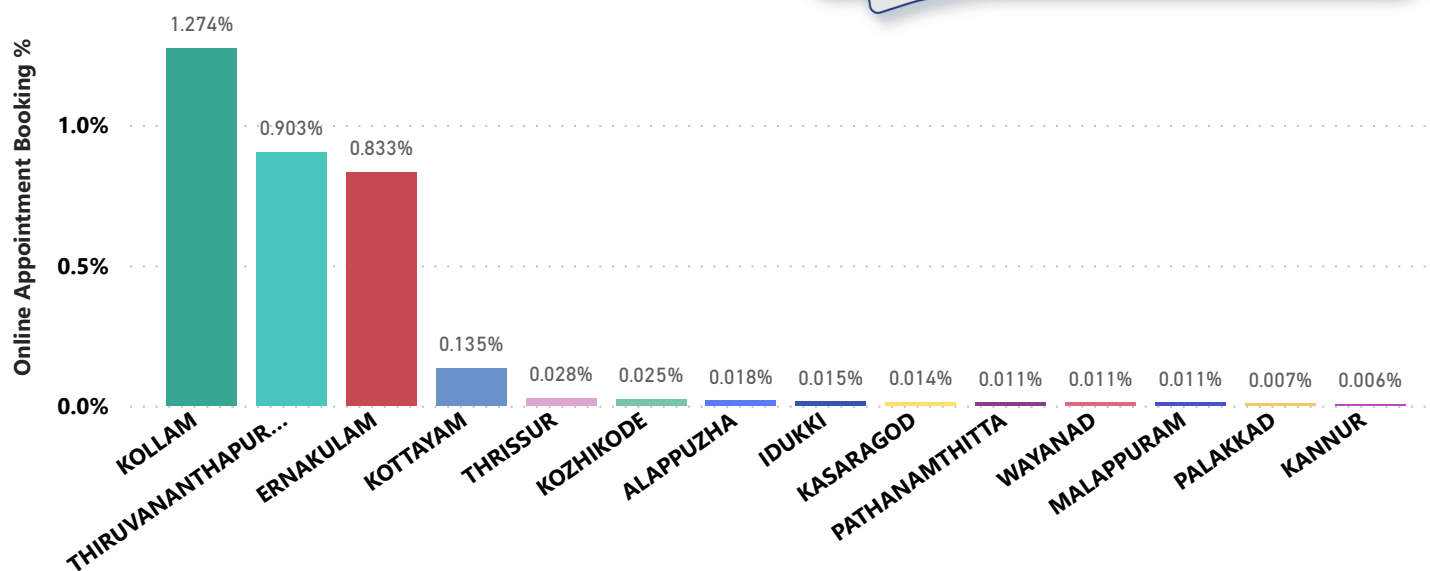
District Name	Live Institutions	Reception	Consultation	Lab	Pharmacy
THIRUVANANTHAPURAM	103	98 (95.1%)	87 (84.5%)	77 (74.8%)	74 (71.8%)
THRISSUR	54	52 (96.3%)	48 (88.9%)	37 (68.5%)	46 (85.2%)
MALAPPURAM	47	34 (72.3%)	24 (51.1%)	13 (27.7%)	13 (27.7%)
KOZHIKODE	38	30 (78.9%)	24 (63.2%)	16 (42.1%)	19 (50.%)
PALAKKAD	38	37 (97.4%)	36 (94.7%)	29 (76.3%)	17 (44.7%)
ERNAKULAM	34	27 (79.4%)	23 (67.6%)	11 (32.4%)	16 (47.1%)
KANNUR	27	26 (96.3%)	24 (88.9%)	18 (66.7%)	12 (44.4%)
KOLLAM	22	22 (100.%)	22 (100.%)	22 (100.%)	22 (100.%)
KOTTAYAM	22	21 (95.5%)	20 (90.9%)	10 (45.5%)	18 (81.8%)
KASARAGOD	19	19 (100.%)	19 (100.%)	15 (78.9%)	14 (73.7%)
ALAPPUZHA	18	18 (100.%)	17 (94.4%)	15 (83.3%)	16 (88.9%)
IDUKKI	17	17 (100.%)	15 (88.2%)	11 (64.7%)	13 (76.5%)
PATHANAMTHITTA	17	17 (100.%)	15 (88.2%)	11 (64.7%)	10 (58.8%)
WAYANAD	15	15 (100.%)	14 (93.3%)	14 (93.3%)	12 (80.%)
Total	471	433 (91.9%)	388 (82.4%)	299 (63.5%)	302 (64.1%)

5. Percentage of Online Appointment Booking in Hospitals

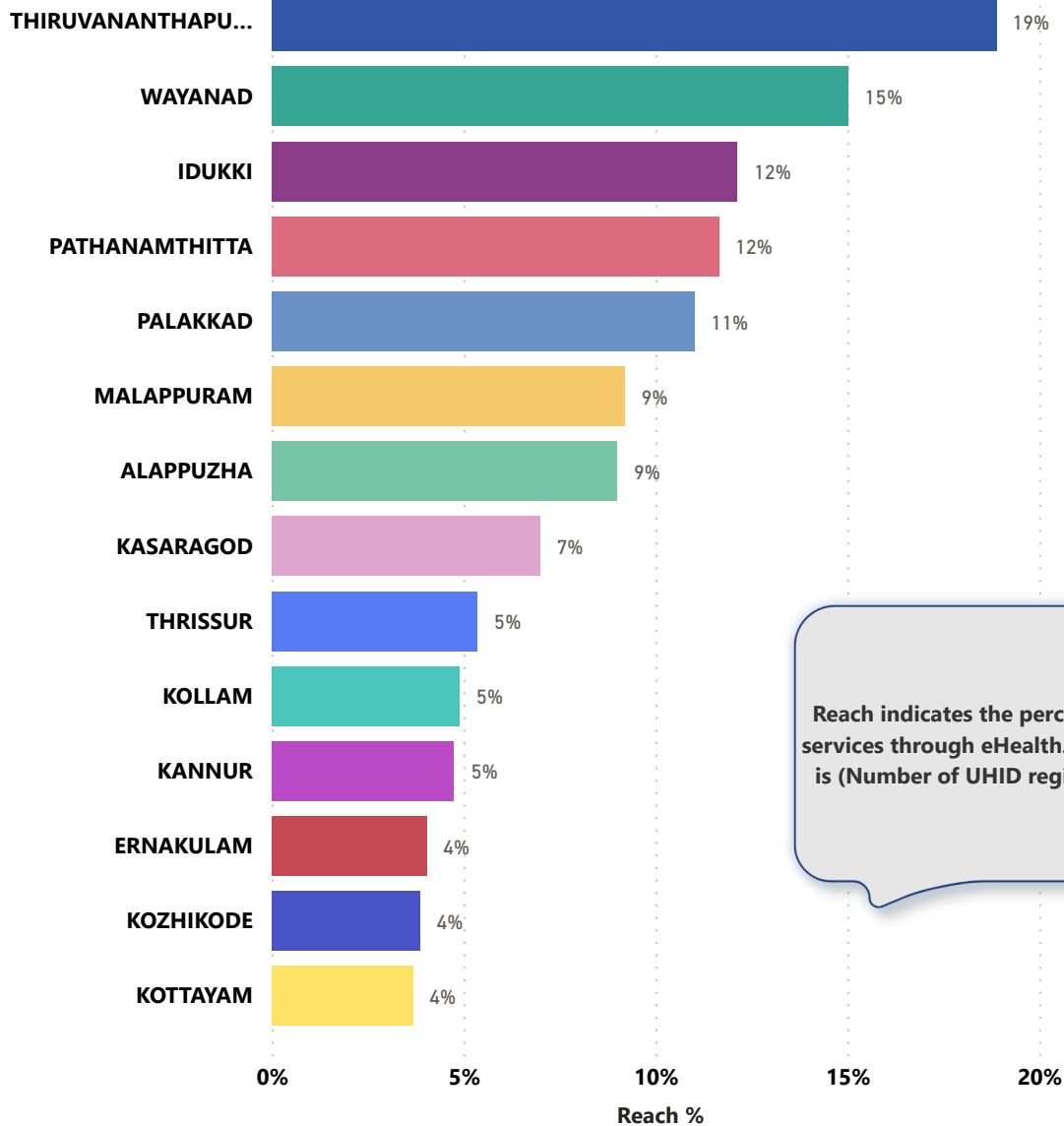
District-wise count of online appointments taken during the month of October '22. Idukki district stands at position 12(down by 3) in online appointment booking.



District-wise percentage of online appointment booking up on OP visits for the month of October '22. Calculation is performed as (Online Visits / OP Visits) * 100 %.



6. eHealth Performance - Reach



Reach indicates the percentage of population availing services through eHealth. The formula used to calculate is $(\text{Number of UHID registered} / \text{Population}) * 100 \%$.

7. Public Health Survey Status

