

1. eHealth Kerala - Vital Statistics

Live Institutions	38
Medical College Hospitals	2
PHCs/FHCs	24
CHCs	3
DHs/GHs	1
PH Labs	0
Other(Inc UPHCs,Taluk Hospitals)	8



2. Highlights



- eHealth rolled out in 2 new institution during the month of October '22 in Kozhikode district
- Reception Module started in 24 of the 29 PHCs/FHCs/UPHCs of the district.
- District is at :
- position 7 (up by 3) in Doctor Consultation (70.60%).
- District at 4th (up by 5) position in Pharmacy Usage (59%).
- The district stands at position 5(up by 1)in overall performance ranking of districts based on PHCs/ FHCs/UPHCs.



- The district remains in last position in reach rank which indicates UHID registration proportionate to the population.
- The house survey completion status is 0.05% and member survey completion status is 0.02%.
- District remains at position 12 in UHID Visits (13.84%).
- District at position 6(down by 2) in Online Appointment Booking:

3. eHealth - District Ranking Matrix Based on Performance of PHCs/FHCs/UPHCs

The ranking matrix showcase the district performance in providing eHealth services through PHCs/FHCs/UPHCs based on six different parameters. These parameters include whether the reception module is started or not, UHID Visits, Doctor Consultation, Pharmacy Usage, Lab Usage and number of Live Institutions. Based on the ranking, the districts are classified into three broad categories, the best performing districts, the average performing districts and the low performing districts.

The best performing districts should strive to continue to remain in the same position, whereas the average performing as well as the low performing districts should strive to reach to the 'top four' league.

The ranking matrix for the month of October '22 is given below:

District	Rank
WAYANAD	1
IDUKKI	2
KOLLAM	2
THIRUVANANTHAPURAM	2
ALAPPUZHA	3
PATHANAMTHITTA	4
THRISSUR	4
KOTTAYAM	5
KOZHIKODE	5
PALAKKAD	5
KANNUR	6
KASARAGOD	7
ERNAKULAM	8
MALAPPURAM	9

 Best performing
 Average performing
 Low performing

3. eHealth - Institution Level Ranking of PHCs/FHCs/UPHCs

Hospital	Rank
Family Health Centre Moodadi	1
Urban Primary Health Centre Kallunira	1
Family Health Centre Atholi	2
Family Health Centre Iringal Kottakkal	2
Urban Primary Health Centre Feroke	2
Urban Primary Health Centre Kinassery	2
Urban Primary Health Centre Payyanakkal	2
Urban Primary Health Centre Payyoli	2
Family Health Centre Panangad	3
Family Health Centre Ramanatukara	3
Family Health Centre Azhiyur	4
Family Health Centre Puduppadi	4
Family Health Centre Vadakara	4
Family Health Centre Arikkulam	5
Family Health Centre Ayanchery	5
Family Health Centre Maruthonkara	5
Family Health Centre Kunnamangalam	6
Family Health Centre Koodaranji	7
Family Health Centre Meppayyur	8
Family Health Centre Puthiyappa	8
Family Health Centre Thiruvambadi	9
Family Health Centre Chaliyam	10
Family Health Centre Beypore	11
Family Health Centre Kodyathur	11

3.1 eHealth Performance - Reception Module

Reception Module is considered to be functional in a PHC/FHC/UPHC only if the number of total visits for the month is of minimum 500.

Reception module started in all PHCs/FHCs/UPHCs

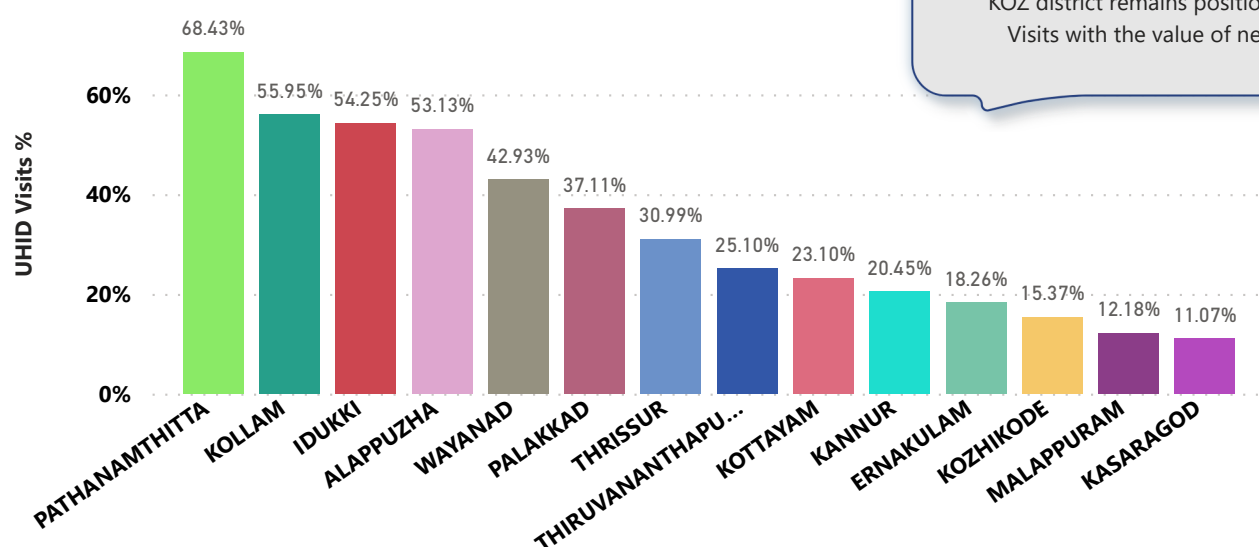
District	PHC/FHC/UPHC Count	PHC/FHC/UPHC with Reception	% of PHC/FHC/UPHC with Reception
ALAPPUZHA	17	17	100.00%
IDUKKI	16	16	100.00%
KASARAGOD	19	19	100.00%
KOLLAM	20	20	100.00%
PATHANAMTHITTA	16	16	100.00%
WAYANAD	15	15	100.00%
PALAKKAD	37	36	97.00%
KANNUR	27	26	96.00%
THRISSUR	51	49	96.00%
KOTTAYAM	21	20	95.00%
THIRUVANANTHAPURAM	66	63	95.00%
ERNAKULAM	31	26	84.00%
KOZHIKODE	29	24	83.00%
MALAPPURAM	46	35	76.00%

Institutions where the reception module is either not started or not using

Hospital Name
Family Health Centre Changaroth
Family Health Centre Kakkodi
Family Health Centre Madavoor Kozhikode
Family Health Centre Maniyoor
Family Health Centre Nochad

3.2 e-Health Performance - UHID Visits

UHID Visit % is calculated as (UHID Visits / Total Visit) *100



KOZ district remains position 12 in UHID Visits with the value of nearly 15.37%

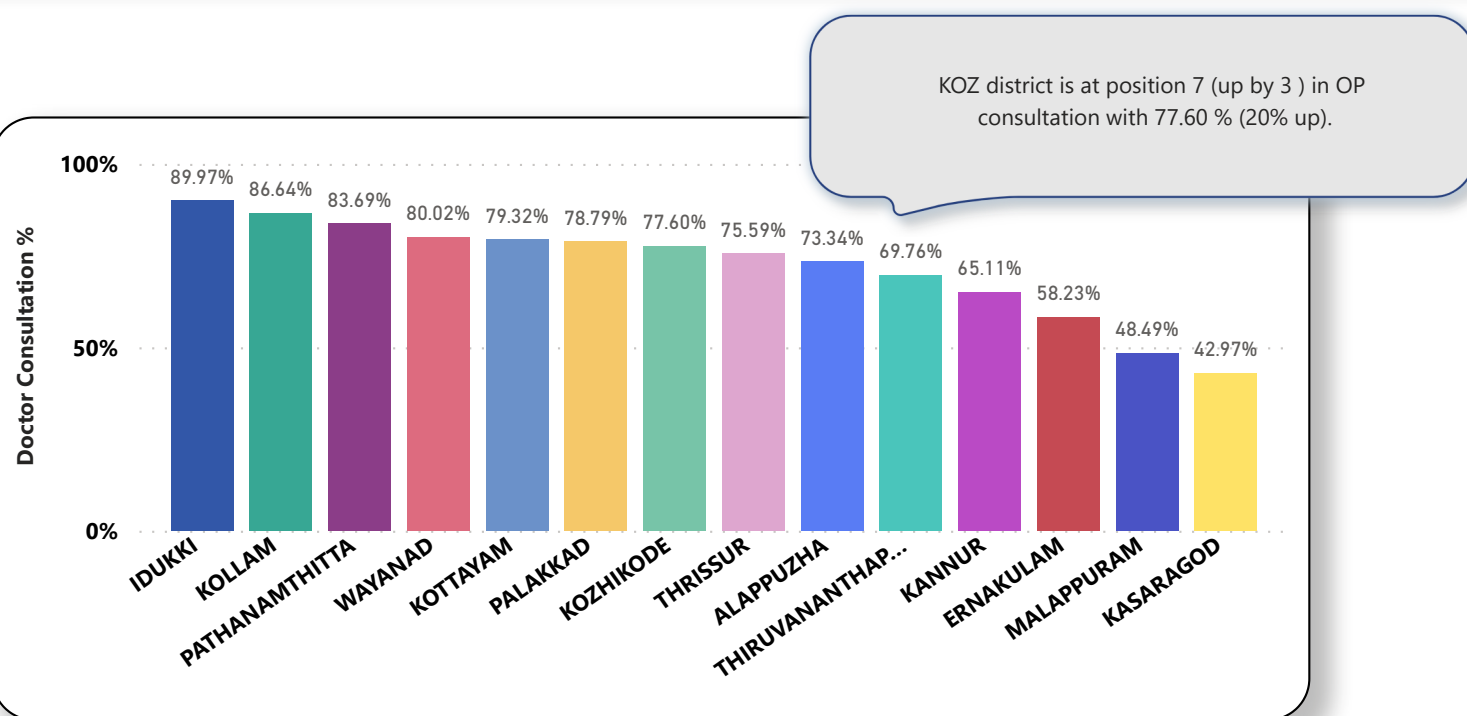
PHCs/FHCs/UPHCs based on UHID Visits

Institutions with atleast 100 UHID visits are listed here.

Hospital	UHID Visit %
Family Health Centre Moodadi	44.00%
Family Health Centre Arikkulam	39.00%
Family Health Centre Panangad	39.00%
Family Health Centre Atholi	26.00%
Family Health Centre Maruthonkara	26.00%
Urban Primary Health Centre Kallunira	25.00%
Family Health Centre Azhiyur	22.00%
Urban Primary Health Centre Payyanakkal	21.00%
Family Health Centre Koodaranji	20.00%
Family Health Centre Kodyathur	19.00%
Family Health Centre Puduppadi	18.00%

Hospital	UHID Visit %
Family Health Centre Moodadi	44.00%
Family Health Centre Arikkulam	39.00%
Family Health Centre Panangad	39.00%
Family Health Centre Atholi	26.00%
Family Health Centre Maruthonkara	26.00%
Urban Primary Health Centre Kallunira	25.00%
Family Health Centre Azhiyur	22.00%
Urban Primary Health Centre Payyanakkal	21.00%
Family Health Centre Koodaranji	20.00%
Family Health Centre Kodyathur	19.00%
Family Health Centre Puduppadi	18.00%

3.3 e-Health Performance - Doctor Consultation



Doctor Consultation Percentage in PHCs/FHCs/UPHCs

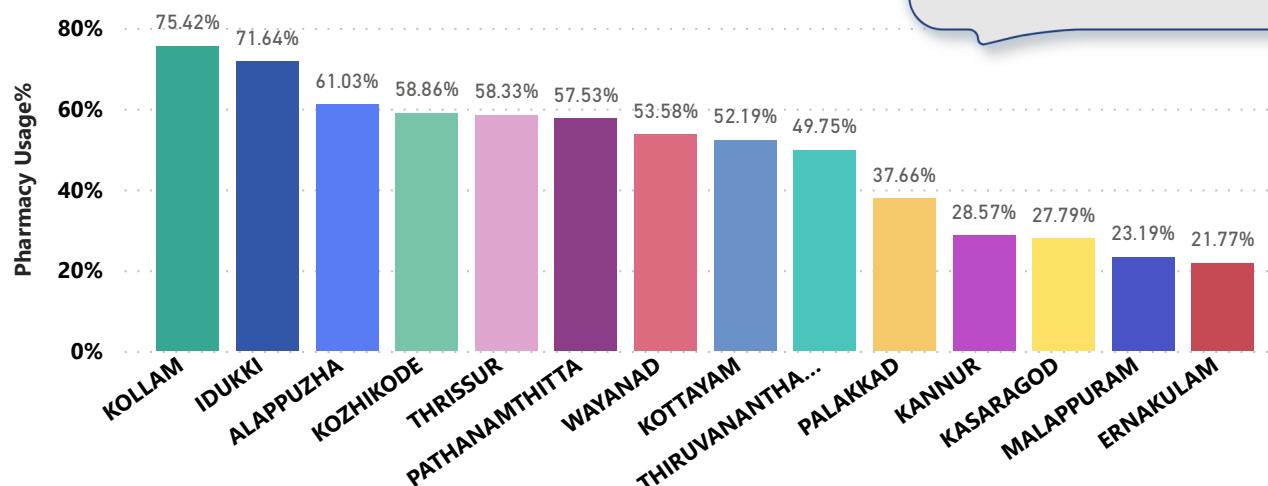
Hospital	Doctor Consultation %
Family Health Centre Iringal Kottakkal	99.51%
Family Health Centre Atholi	98.68%
Family Health Centre Ramanatukara	97.40%
Family Health Centre Moodadi	97.37%
Family Health Centre Azhiyur	97.35%
Family Health Centre Vadakara	97.34%
Urban Primary Health Centre Feroke	96.26%
Urban Primary Health Centre Kallunira	94.52%
Family Health Centre Koodaranji	93.99%
Family Health Centre Kunnamangalam	93.86%
Urban Primary Health Centre Payyoli	90.53%
Family Health Centre Panangad	89.94%
Urban Primary Health Centre Payyanakkal	88.96%

Hospital	Doctor Consultation %
Family Health Centre Kodyathur	6.27%
Family Health Centre Meppayyur	58.69%
Family Health Centre Arikkulam	79.04%
Family Health Centre Ayanchery	85.19%
Family Health Centre Puduppadi	86.43%
Family Health Centre Maruthonkara	87.58%
Family Health Centre Thiruvambadi	88.20%
Urban Primary Health Centre Payyanakkal	88.96%
Family Health Centre Panangad	89.94%
Urban Primary Health Centre Payyoli	90.53%
Family Health Centre Kunnamangalam	93.86%
Family Health Centre Koodaranji	93.99%
Urban Primary Health Centre Kallunira	94.52%
Urban Primary Health Centre Feroke	96.26%

3.4 e-Health Performance - Pharmacy Usage in PHCs/FHCs/UPHCs

Pharmacy usage is calculated as (Pharmacy Prescription Count / Total Visits) *100

The KOZ district is at position 4 (up by 5) in Pharmacy Usage with 59%.



Pharmacy Usage in PHCs/FHCs/UPHCs

Hospital	Pharmacy Usage %
Family Health Centre Vadakara	92.00%
Urban Primary Health Centre Feroke	92.00%
Family Health Centre Atholi	91.00%
Urban Primary Health Centre Kallunira	90.00%
Family Health Centre Azhiyur	89.00%
Family Health Centre Iringal Kottakkal	88.00%
Family Health Centre Ramanatukara	85.00%
Family Health Centre Moodadi	84.00%
Urban Primary Health Centre Payyoli	84.00%
Family Health Centre Maruthonkara	83.00%

Hospital	Pharmacy Usage %
Family Health Centre Vadakara	92.00%
Urban Primary Health Centre Feroke	92.00%
Family Health Centre Atholi	91.00%
Urban Primary Health Centre Kallunira	90.00%
Family Health Centre Azhiyur	89.00%
Family Health Centre Iringal Kottakkal	88.00%
Family Health Centre Ramanatukara	85.00%
Family Health Centre Moodadi	84.00%
Urban Primary Health Centre Payyoli	84.00%
Family Health Centre Maruthonkara	83.00%

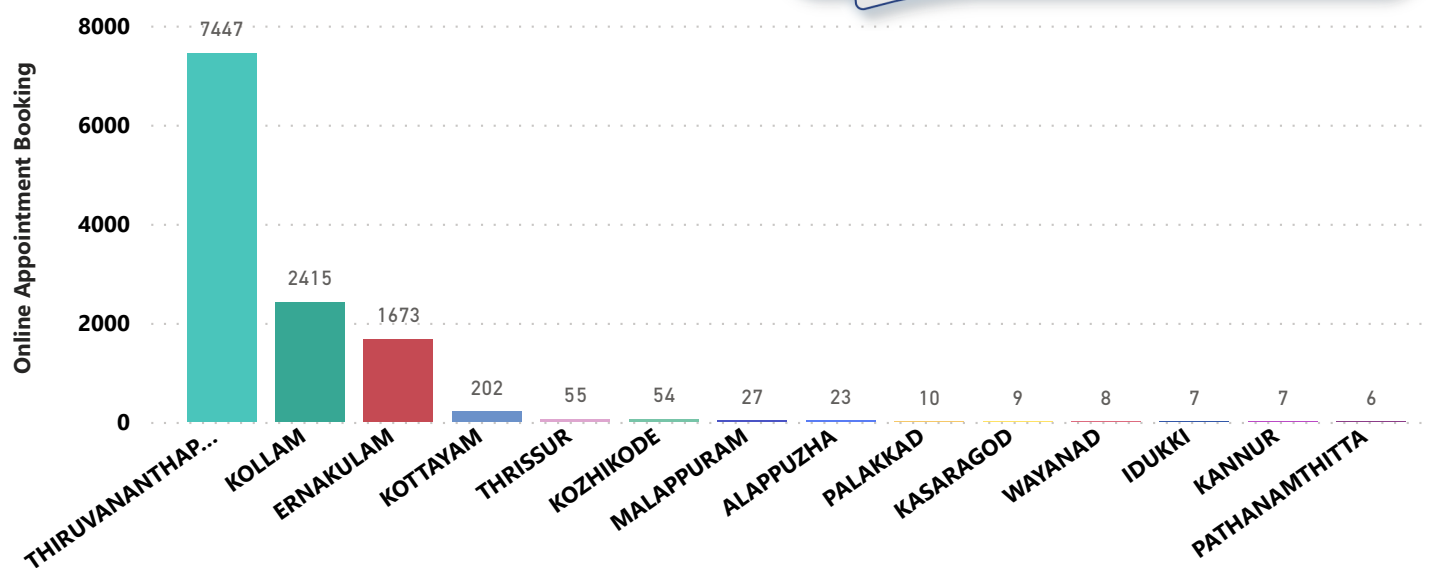
4. Status of Modules started in Hospitals

District wise status of live institutions and the count of various modules [Reception, OP Consultation, Lab, Pharmacy] started.

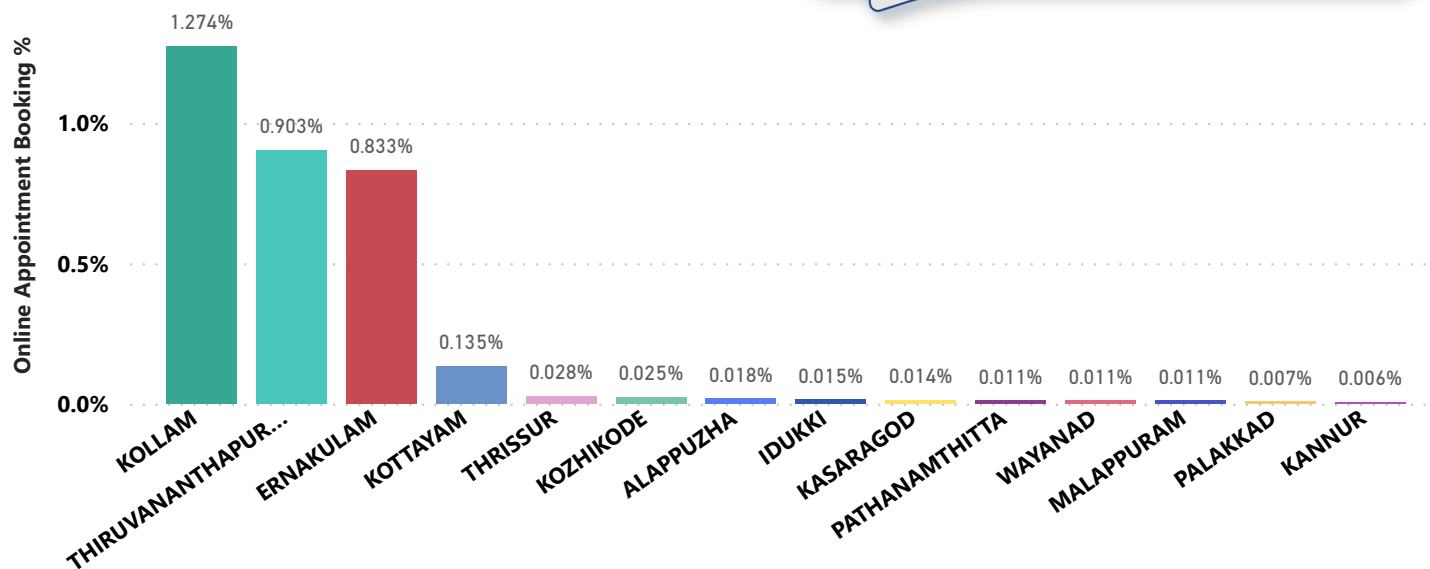
District Name	Live Institutions	Reception	Consultation	Lab	Pharmacy
THIRUVANANTHAPURAM	103	98 (95.1%)	87 (84.5%)	77 (74.8%)	74 (71.8%)
THRISSUR	54	52 (96.3%)	48 (88.9%)	37 (68.5%)	46 (85.2%)
MALAPPURAM	47	34 (72.3%)	24 (51.1%)	13 (27.7%)	13 (27.7%)
KOZHIKODE	38	30 (78.9%)	24 (63.2%)	16 (42.1%)	19 (50.%)
PALAKKAD	38	37 (97.4%)	36 (94.7%)	29 (76.3%)	17 (44.7%)
ERNAKULAM	34	27 (79.4%)	23 (67.6%)	11 (32.4%)	16 (47.1%)
KANNUR	27	26 (96.3%)	24 (88.9%)	18 (66.7%)	12 (44.4%)
KOLLAM	22	22 (100.%)	22 (100.%)	22 (100.%)	22 (100.%)
KOTTAYAM	22	21 (95.5%)	20 (90.9%)	10 (45.5%)	18 (81.8%)
KASARAGOD	19	19 (100.%)	19 (100.%)	15 (78.9%)	14 (73.7%)
ALAPPUZHA	18	18 (100.%)	17 (94.4%)	15 (83.3%)	16 (88.9%)
IDUKKI	17	17 (100.%)	15 (88.2%)	11 (64.7%)	13 (76.5%)
PATHANAMTHITTA	17	17 (100.%)	15 (88.2%)	11 (64.7%)	10 (58.8%)
WAYANAD	15	15 (100.%)	14 (93.3%)	14 (93.3%)	12 (80.%)
Total	471	433 (91.9%)	388 (82.4%)	299 (63.5%)	302 (64.1%)

5. Percentage of Online Appointment Booking in Hospitals

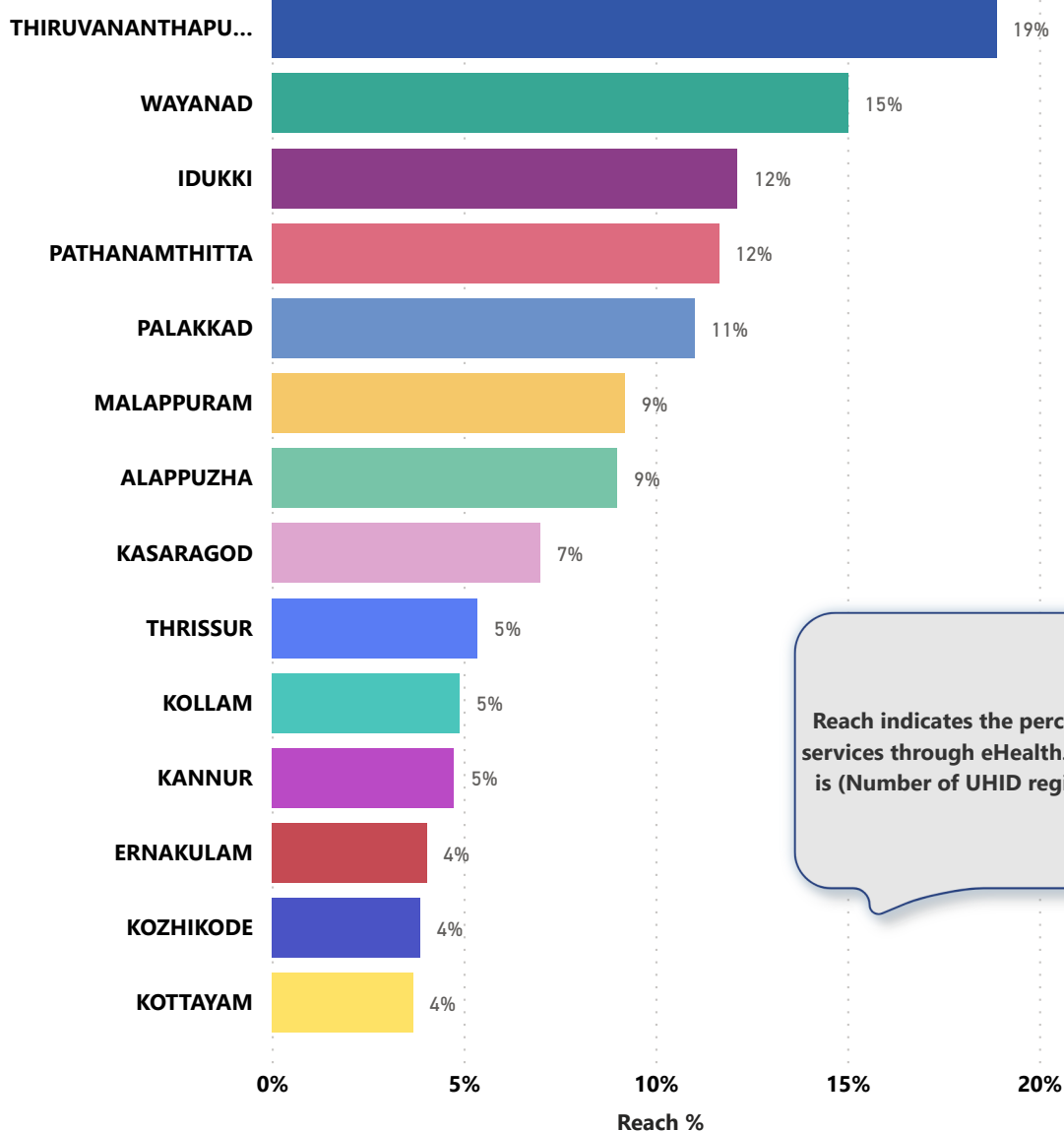
District-wise count of Online appointments taken during the month of October '22. KOZ district is at position 6(down by 2) in online appointment bookings.



District-wise percentage of online appointment booking up on OP visits for the month of October '22. Calculation is performed as (Online Visits / OP Visits) * 100 %.



6. eHealth Performance - Reach



Reach indicates the percentage of population availing services through eHealth. The formula used to calculate is $(\text{Number of UHID registered} / \text{Population}) * 100 \%$.

7. Public Health Survey Status

