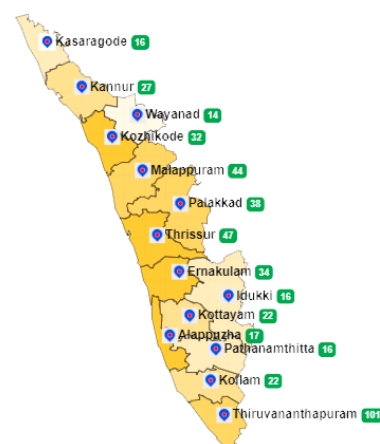


1. eHealth Kerala - Vital Statistics

Live Institutions	22
Medical College Hospitals	1
PHCs/FHCs	18
CHCs	0
DHs/GHs	0
PH Labs	0
Other(Inc UPHCs,Taluk Hospitals)	3



2. Highlights



- Reception module started in all PHCs/FHCs/UPHCs of the district.
District remains at :
- position 2 in UHID visits (56%).
- - position 2(up by 1) in Doctor consultation with 86.6%(nearly 3% down)
- position 1 in Pharmacy usage with 75%(5% down).
- The district remains at position 2 in online appointment booking.



- The Kollam moved from position 1 to position 2 in overall performance ranking of districts based on PHCs/FHCs/UPHCs.
- The district remains at 10th position in reach rank which indicates UHID registration proportionate to the population.
- The district is at position 11 in house survey completion(0.64%) and at position 9 in member survey completion(0.03%).




3. eHealth - District Ranking Matrix Based on Performance of PHCs/FHCs/UPHCs

The ranking matrix showcase the district performance in providing eHealth services through PHCs/FHCs/UPHCs based on six different parameters. These parameters include whether the reception module is started or not, UHID Visits, Doctor Consultation, Pharmacy Usage, Lab Usage and number of Live Institutions. Based on the ranking, the districts are classified into three broad categories, the best performing districts, the average performing districts and the low performing districts.

The best performing districts should strive to continue to remain in the same position, whereas the average performing as well as the low performing districts should strive to reach to the 'top four' league.

The ranking matrix for the month of October '22 is given below:

District	Rank
WAYANAD	1
IDUKKI	2
KOLLAM	2
THIRUVANANTHAPURAM	2
ALAPPUZHA	3
PATHANAMTHITTA	4
THRISSUR	4
KOTTAYAM	5
KOZHIKODE	5
PALAKKAD	5
KANNUR	6
KASARAGOD	7
ERNAKULAM	8
MALAPPURAM	9

 Best performing
 Average performing
 Low performing

3. eHealth - Institution Level Ranking of PHCs/FHCs/UPHCs

Hospital	Rank
Family Health Centre Sakthikulangara	1
Family Health Centre Sreenarayanapuram	1
Family Health Centre Veliyam	1
Family Health Centre Chavara	2
Family Health Centre Thekkumbhagam	2
Family Health Centre Thenmala	2
Family Health Centre Ummannoor	2
Family Health Centre Mayyanad Ckm	3
Urban Primary Health Centre Mundakkal	3
Family Health Centre Elampalloor	4
Family Health Centre Ezhukone Pavithreswaram	4
Family Health Centre Perumon	4
Family Health Centre Azheekkal	5
Family Health Centre Kulasekharapuram	5
Urban Primary Health Centre Uliyakovil	5
Family Health Centre Mancode Chithara	6
Family Health Centre Thazhava	6
Family Health Centre Alappad	7
Family Health Centre Vallikkavu	7
Family Health Centre Chathannoor	8

3.1 eHealth Performance - Reception Module

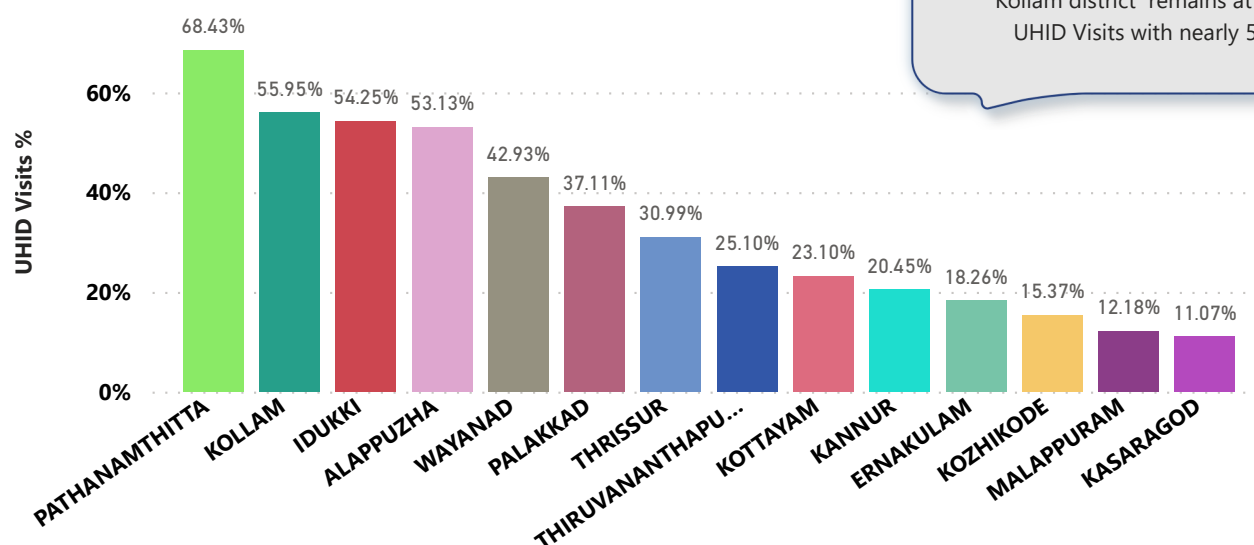
Reception Module is considered to be functional in a PHC/FHC/UPHC only if the number of total visits for the month is of minimum 500.

Reception module started in all PHCs/FHCs/UPHCs

District	PHC/FHC/UPHC Count	PHC/FHC/UPHC with Reception	% of PHC/FHC/UPHC with Reception
ALAPPUZHA	17	17	100.00%
IDUKKI	16	16	100.00%
KASARAGOD	19	19	100.00%
KOLLAM	20	20	100.00%
PATHANAMTHITTA	16	16	100.00%
WAYANAD	15	15	100.00%
PALAKKAD	37	36	97.00%
KANNUR	27	26	96.00%
THRISSUR	51	49	96.00%
KOTTAYAM	21	20	95.00%
THIRUVANANTHAPURAM	66	63	95.00%
ERNAKULAM	31	26	84.00%
KOZHIKODE	29	24	83.00%
MALAPPURAM	46	35	76.00%

3.2 e-Health Performance - UHID Visits

UHID Visit % is calculated as (UHID Visits / Total Visit) *100



Kollam district remains at position 2 in UHID Visits with nearly 56%(2% up).

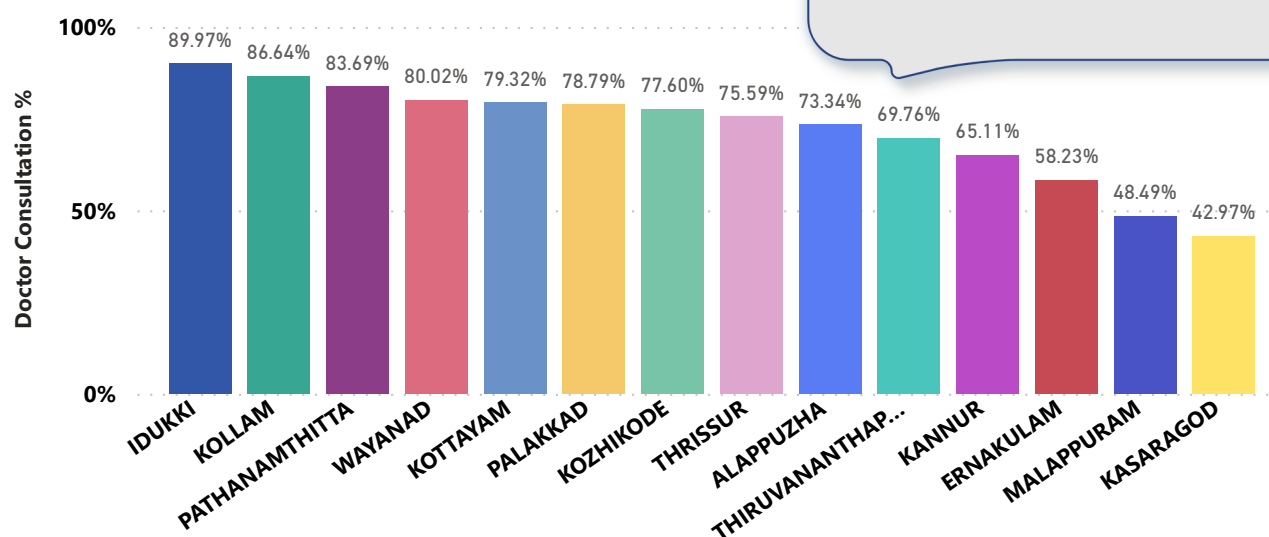
PHCs/FHCs/UPHCs based on UHID Visits

Institutions with atleast 100 UHID visits are listed here.

Hospital	UHID Visit %
Family Health Centre Ummannoor	84.00%
Family Health Centre Ezhukone Pavithreswaram	82.00%
Family Health Centre Veliyam	71.00%
Family Health Centre Mancode Chithara	70.00%
Family Health Centre Perumon	69.00%
Family Health Centre Sreenarayanapuram	65.00%
Family Health Centre Sakthikulangara	60.00%
Family Health Centre Thenmala	60.00%
Family Health Centre Mayyanad Ckm	57.00%
Family Health Centre Thazhava	56.00%

Hospital	UHID Visit %
Family Health Centre Vallikkavu	21.00%
Family Health Centre Chathannoor	34.00%
Family Health Centre Elampalloor	44.00%
Family Health Centre Azheekkal	48.00%
Family Health Centre Thekkumbhagam	50.00%
Family Health Centre Chavara	53.00%
Family Health Centre Kulasekharapuram	53.00%
Family Health Centre Alappad	54.00%
Family Health Centre Thazhava	56.00%
Urban Primary Health Centre Mundakkal	56.00%
Urban Primary Health Centre Uliyakovil	56.00%

3.3 e-Health Performance - Doctor Consultation



Doctor Consultation Percentage in PHCs/FHCs/UPHCs

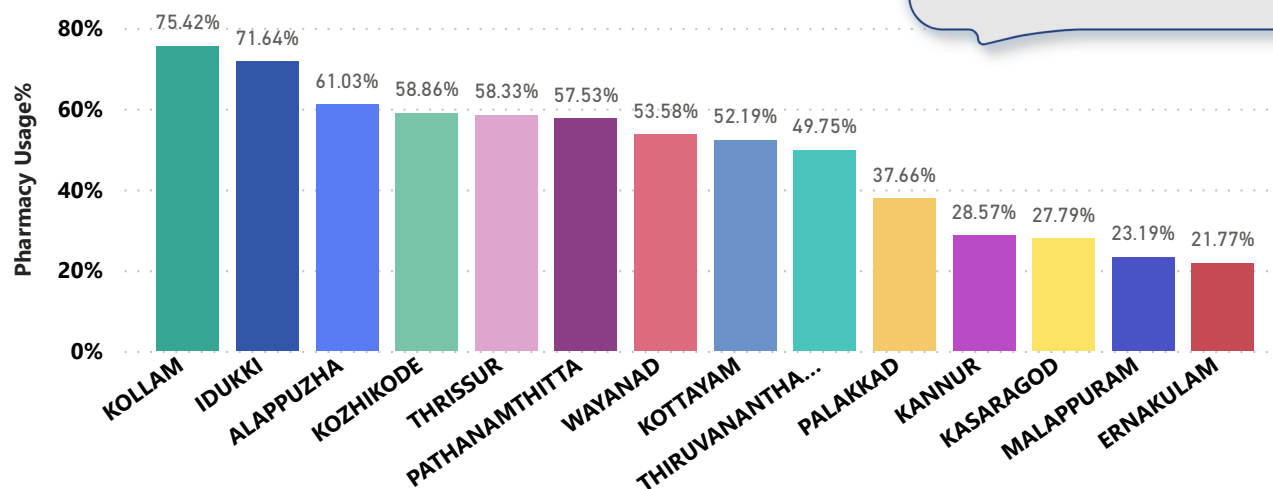
Hospital	Doctor Consultation %
Family Health Centre Sakthikulangara	97.65%
Family Health Centre Ezhukone Pavithreswaram	97.64%
Family Health Centre Veliyam	96.87%
Family Health Centre Azheekkal	94.53%
Family Health Centre Thekkumbhagam	94.39%
Family Health Centre Thazhava	93.09%
Family Health Centre Mayyanad Ckm	92.89%
Family Health Centre Sreenarayanapuram	92.01%
Urban Primary Health Centre Mundakkal	91.40%
Family Health Centre Chavara	90.76%
Family Health Centre Ummannoor	88.94%

Hospital	Doctor Consultation %
Family Health Centre Chathannoor	65.88%
Family Health Centre Alappad	67.99%
Family Health Centre Mancode Chithara	71.72%
Family Health Centre Vallikkavu	75.20%
Urban Primary Health Centre Uliyakovil	77.83%
Family Health Centre Perumon	83.83%
Family Health Centre Elampalloor	84.64%
Family Health Centre Kulasekharapuram	85.47%
Family Health Centre Thenmala	87.41%
Family Health Centre Ummannoor	88.94%
Family Health Centre Chavara	90.76%
Urban Primary Health Centre Mundakkal	91.40%
Family Health Centre Sreenarayanapuram	92.01%

3.4 e-Health Performance - Pharmacy Usage in PHCs/FHCs/UPHCs

Pharmacy usage is calculated as (Pharmacy Prescription Count / Total Visits) *100

The Kollam district remains top in Pharmacy usage with 75.4%(5% down).



Pharmacy Usage in PHCs/FHCs/UPHCs

Hospital	Pharmacy Usage %
Family Health Centre Sreenarayanapuram	91.00%
Family Health Centre Ezhukone Pavithreswaram	89.00%
Family Health Centre Thekkumbhagam	88.00%
Family Health Centre Sakthikulangara	86.00%
Family Health Centre Ummannoor	86.00%
Family Health Centre Thenmala	85.00%
Family Health Centre Veliyam	85.00%
Family Health Centre Kulasekharapuram	84.00%
Family Health Centre Chavara	81.00%
Family Health Centre Elampalloor	80.00%

Hospital	Pharmacy Usage %
Urban Primary Health Centre Uliyakovil	45.00%
Family Health Centre Chathannoor	58.00%
Family Health Centre Azheekkal	63.00%
Family Health Centre Alappad	64.00%
Family Health Centre Vallikkavu	64.00%
Urban Primary Health Centre Mundakkal	65.00%
Family Health Centre Mancode Chithara	68.00%
Family Health Centre Thazhava	70.00%
Family Health Centre Perumon	73.00%
Family Health Centre Mayyanad Ckm	74.00%
Family Health Centre Elampalloor	80.00%

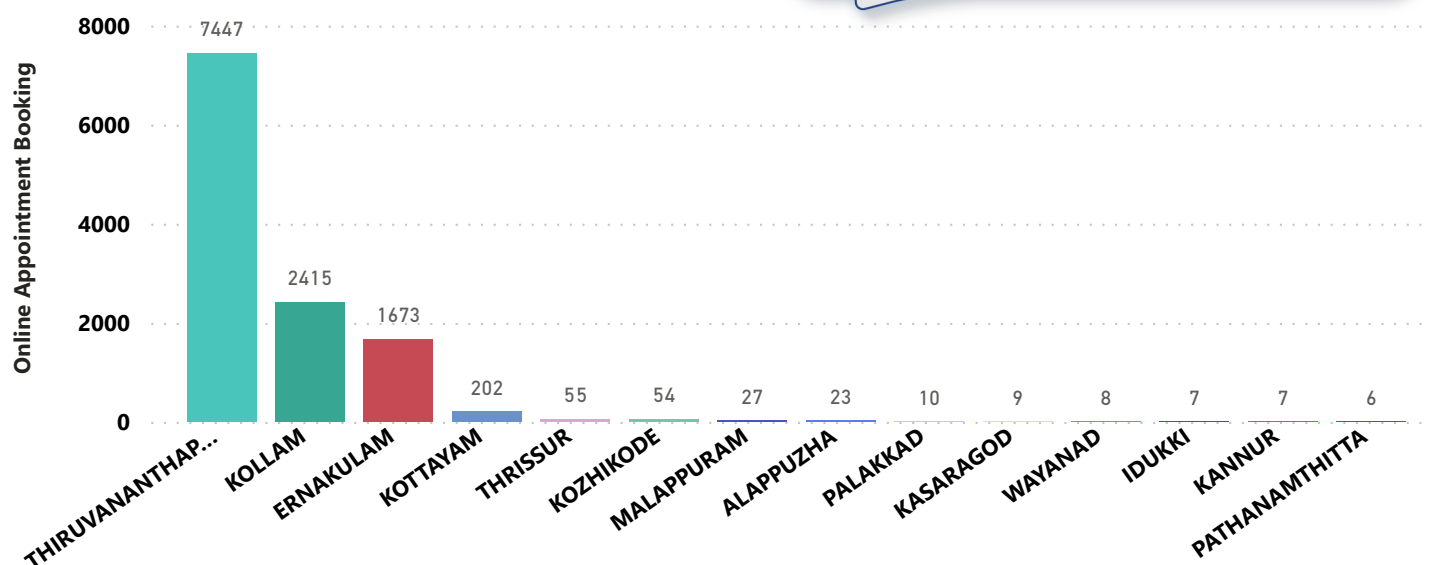
4. Status of Modules started in Hospitals

District wise status of live institutions and the count of various modules [Reception, OP Consultation, Lab, Pharmacy] started.

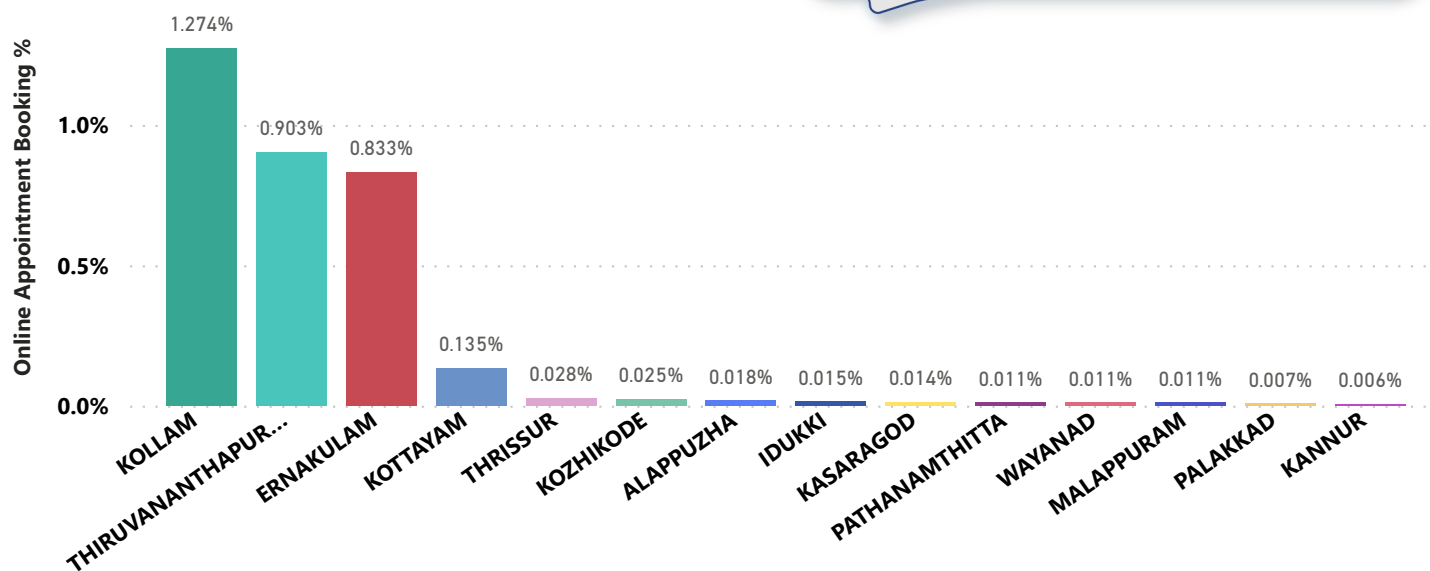
District Name	Live Institutions	Reception	Consultation	Lab	Pharmacy
THIRUVANANTHAPURAM	103	98 (95.1%)	87 (84.5%)	77 (74.8%)	74 (71.8%)
THRISSUR	54	52 (96.3%)	48 (88.9%)	37 (68.5%)	46 (85.2%)
MALAPPURAM	47	34 (72.3%)	24 (51.1%)	13 (27.7%)	13 (27.7%)
KOZHIKODE	38	30 (78.9%)	24 (63.2%)	16 (42.1%)	19 (50.%)
PALAKKAD	38	37 (97.4%)	36 (94.7%)	29 (76.3%)	17 (44.7%)
ERNAKULAM	34	27 (79.4%)	23 (67.6%)	11 (32.4%)	16 (47.1%)
KANNUR	27	26 (96.3%)	24 (88.9%)	18 (66.7%)	12 (44.4%)
KOLLAM	22	22 (100.%)	22 (100.%)	22 (100.%)	22 (100.%)
KOTTAYAM	22	21 (95.5%)	20 (90.9%)	10 (45.5%)	18 (81.8%)
KASARAGOD	19	19 (100.%)	19 (100.%)	15 (78.9%)	14 (73.7%)
ALAPPUZHA	18	18 (100.%)	17 (94.4%)	15 (83.3%)	16 (88.9%)
IDUKKI	17	17 (100.%)	15 (88.2%)	11 (64.7%)	13 (76.5%)
PATHANAMTHITTA	17	17 (100.%)	15 (88.2%)	11 (64.7%)	10 (58.8%)
WAYANAD	15	15 (100.%)	14 (93.3%)	14 (93.3%)	12 (80.%)
Total	471	433 (91.9%)	388 (82.4%)	299 (63.5%)	302 (64.1%)

5. Percentage of Online Appointment Booking in Hospitals

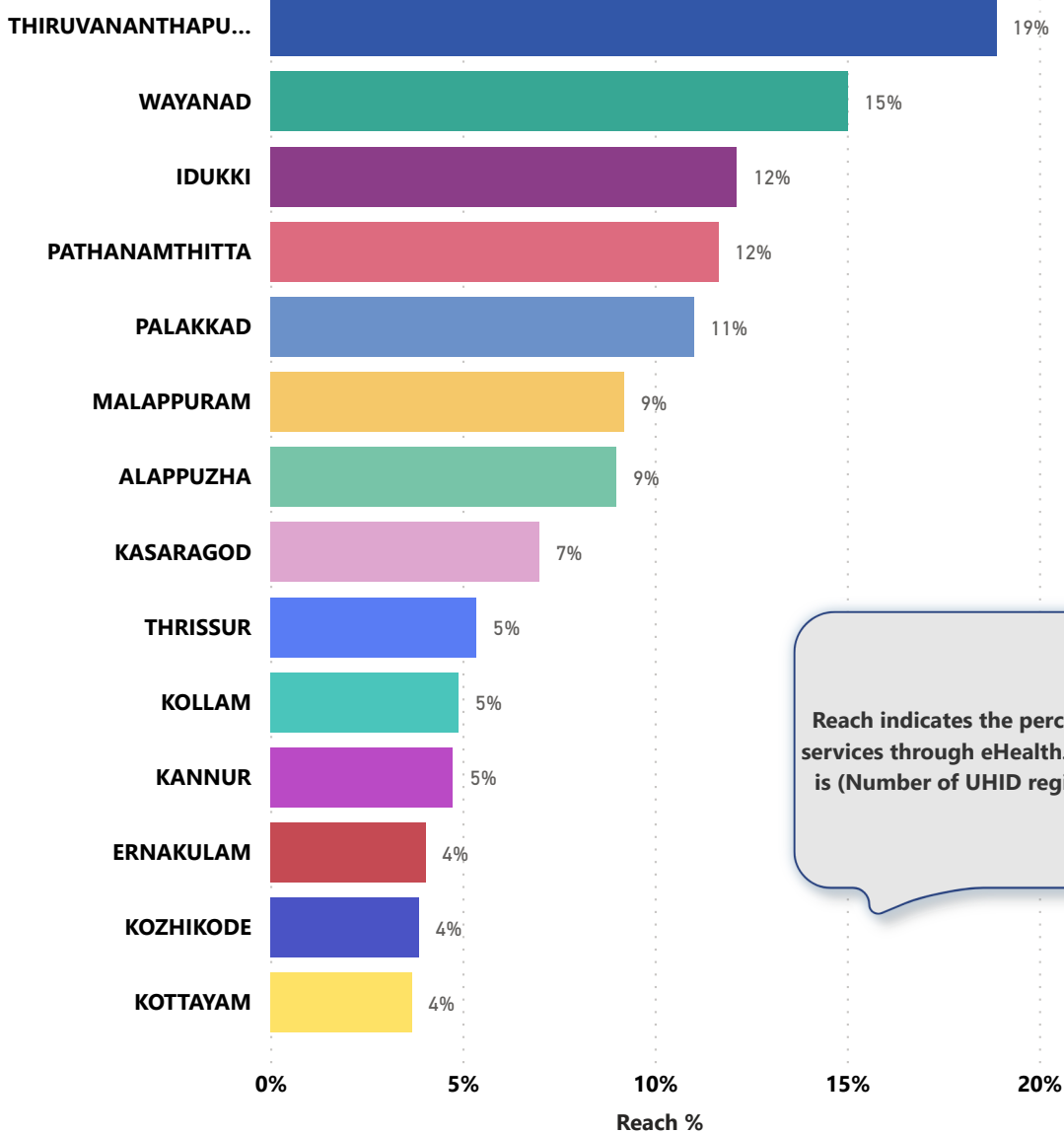
District-wise count of online appointments taken during the month of October '22. Kollam district remains at 2nd position in the usage of Online appointments.



District-wise percentage of online appointment booking up on OP visits for the month of October '22. Calculation is performed as $(\text{Online Visits} / \text{OP Visits}) * 100 \%$.



6. eHealth Performance - Reach



Reach indicates the percentage of population availing services through eHealth. The formula used to calculate is $(\text{Number of UHID registered} / \text{Population}) * 100 \%$.

7. Public Health Survey Status

