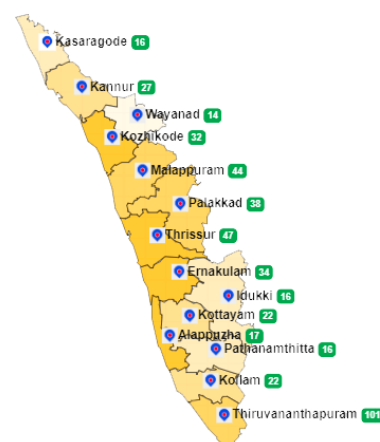


### 1. eHealth Kerala - Vital Statistics

<b>Live Institutions</b>	27
<b>Medical College Hospitals</b>	0
<b>PHCs/FHCs</b>	23
<b>CHCs</b>	0
<b>DHs/GHs</b>	0
<b>PH Labs</b>	0
<b>Other(Inc UPHCs,Taluk Hospitals)</b>	4



### 2. Highlights



- Reception module started in 26 out of 27 PHCs/FHCs/UPHCs
- District remains at :
  - - position 10 in UHID Visits (20.43%).
  - position 11 in Pharmacy Usage with 28.57%.
  - position 11 in Doctor Consultation (65.11%).
  - position 11 in reach rank which indicates UHID registration proportionate to the population..



- The Kannur district is remains at position 6 in overall performance ranking of districts based on PHCs/FHCs/UPHCs.
- The district moved to 12th position (down by 1) in Online appointments.
- The district is at position 4 in house survey completion (30.91%) and at position 3 in member survey completion (0.63%).



## 3. eHealth - District Ranking Matrix Based on Performance of PHCs/FHCs/UPHCs

The ranking matrix showcase the district performance in providing eHealth services through PHCs/FHCs/UPHCs based on six different parameters. These parameters include whether the reception module is started or not, UHID Visits, Doctor Consultation, Pharmacy Usage, Lab Usage and number of Live Institutions. Based on the ranking, the districts are classified into three broad categories, the best performing districts, the average performing districts and the low performing districts.

The best performing districts should strive to continue to remain in the same position, whereas the average performing as well as the low performing districts should strive to reach to the 'top four' league.

The ranking matrix for the month of October '22 is given below:

District	Rank
WAYANAD	1
IDUKKI	2
KOLLAM	2
THIRUVANANTHAPURAM	2
ALAPPUZHA	3
PATHANAMTHITTA	4
THRISSUR	4
KOTTAYAM	5
KOZHIKODE	5
PALAKKAD	5
KANNUR	6
KASARAGOD	7
ERNAKULAM	8
MALAPPURAM	9

 Best performing  
 Average performing  
 Low performing

## 3. eHealth - Institution Level Ranking of PHCs/FHCs/UPHCs

Hospital	Rank
Family Health Centre Alakode Therthalli	1
Family Health Centre Kankol Alappadamba	1
Family Health Centre Ramanthali	2
Family Health Centre Malappattam	3
Family Health Centre Munderi	3
Family Health Centre Valapattanam	3
Family Health Centre Cheruthazham	4
Family Health Centre Eramam Kuttur	5
Family Health Centre Pattuvam	5
Family Health Centre Morazha Fisheries	6
Family Health Centre Chirakkal	7
Family Health Centre Kadirur	7
Family Health Centre Kottiyoor	7
Urban Primary Health Centre Maithanappally	7
Family Health Centre Anjarakkandy	8
Family Health Centre Kalliassery	8
Family Health Centre Muzhappilangad	8
Family Health Centre Narath	8
Family Health Centre Cherukunnu Thara	9
Family Health Centre Mattool	9
Family Health Centre Pulingome	9
Urban Primary Health Centre Koovode	9
Urban Primary Health Centre Panoor	9
Family Health Centre Koodali	10
Family Health Centre Pattiam	10
Family Health Centre Thillenkerry	10

## 3.1 eHealth Performance - Reception Module

Reception Module is considered to be functional in a PHC/FHC/UPHC only if the number of total visits for the month is of minimum 500.

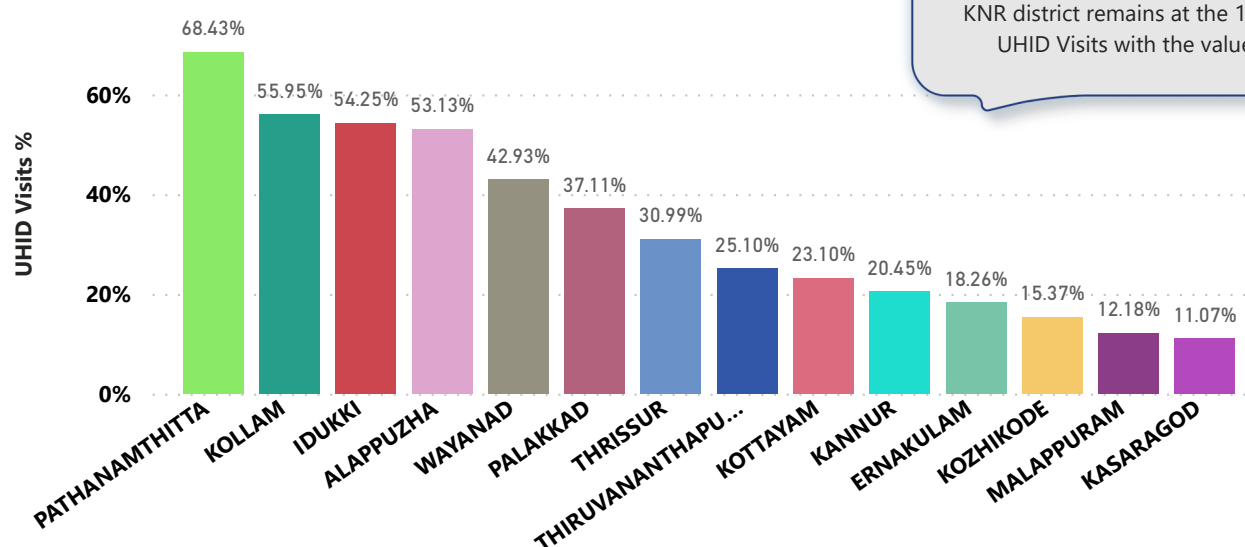
Reception module started in 26 out of 27 PHCs/FHCs/UPHCs

District	PHC/FHC/UPHC Count	PHC/FHC/UPHC with Reception	% of PHC/FHC/UPHC with Reception
ALAPPUZHA	17	17	100.00%
IDUKKI	16	16	100.00%
KASARAGOD	19	19	100.00%
KOLLAM	20	20	100.00%
PATHANAMTHITTA	16	16	100.00%
WAYANAD	15	15	100.00%
PALAKKAD	37	36	97.00%
KANNUR	27	26	96.00%
THRISSUR	51	49	96.00%
KOTTAYAM	21	20	95.00%
THIRUVANANTHAPURAM	66	63	95.00%
ERNAKULAM	31	26	84.00%
KOZHIKODE	29	24	83.00%
MALAPPURAM	46	35	76.00%



## 3.2 e-Health Performance - UHID Visits

UHID Visit % is calculated as (UHID Visits / Total Visit ) \*100



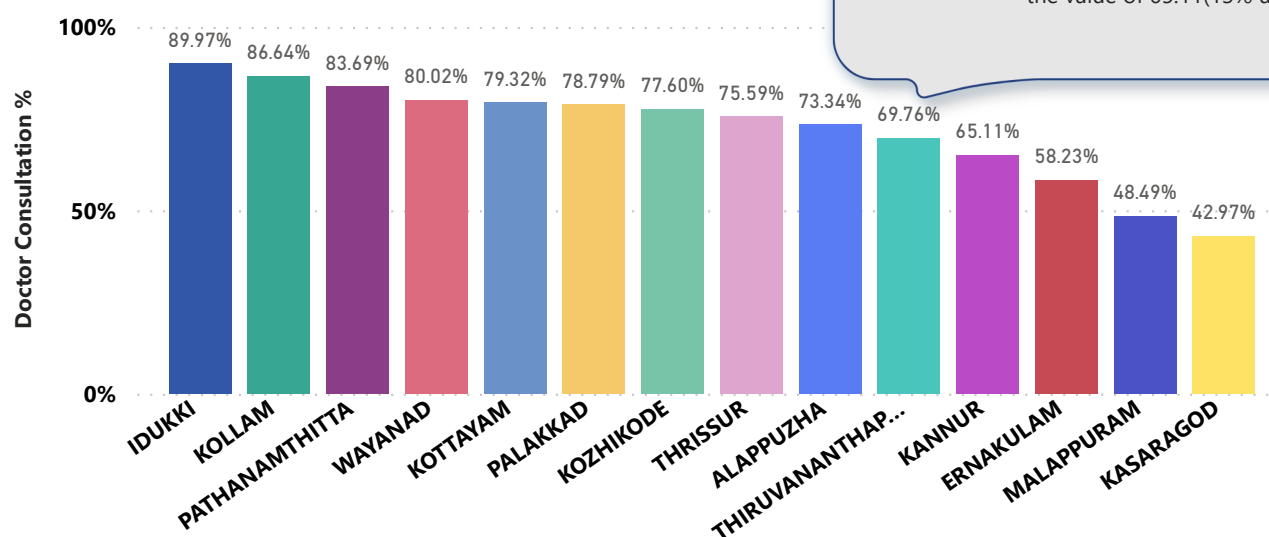
## PHCs/FHCs/UPHCs based on UHID Visits

Institutions with atleast 100 UHID visits are listed here.

Hospital	UHID Visit %
Family Health Centre Malappattam	46.00%
Family Health Centre Anjarakkandy	41.00%
Family Health Centre Alakode Therthalli	40.00%
Family Health Centre Kottiyoor	40.00%
Family Health Centre Ramanthali	34.00%
Family Health Centre Pulingome	32.00%
Family Health Centre Cherukunnu Thara	31.00%
Family Health Centre Eramam Kuttur	30.00%
Family Health Centre Kalliassery	30.00%
Family Health Centre Kankol Alappadamba	28.00%
Family Health Centre Morazha Fisheries	28.00%

Hospital	UHID Visit %
Family Health Centre Mattool	5.00%
Family Health Centre Thillenkerry	6.00%
Family Health Centre Muzhappilangad	7.00%
Urban Primary Health Centre Panoor	7.00%
Family Health Centre Pattiam	8.00%
Family Health Centre Munderi	10.00%
Urban Primary Health Centre Maithanappally	15.00%
Family Health Centre Cheruthazham	16.00%
Family Health Centre Kadirur	17.00%
Family Health Centre Valapattanam	19.00%

## 3.3 e-Health Performance - Doctor Consultation



## Doctor Consultation Percentage in PHCs/FHCs/UPHCs

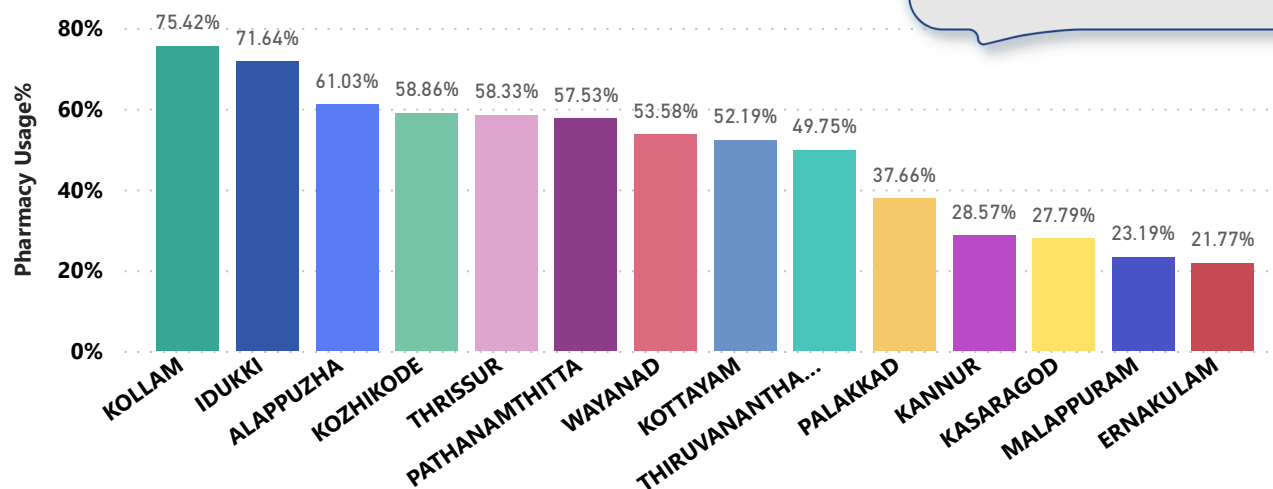
Hospital	Doctor Consultation %
Family Health Centre Ramanthali	99.14%
Family Health Centre Kankol Alappadamba	98.47%
Family Health Centre Munderi	97.05%
Family Health Centre Alakode Therthalli	97.00%
Family Health Centre Cheruthazham	96.61%
Family Health Centre Valapattanam	95.53%
Family Health Centre Kadirur	91.23%
Family Health Centre Eramam Kuttur	90.63%
Family Health Centre Malappattam	89.97%
Urban Primary Health Centre Maithanappally	82.99%
Family Health Centre Muzhappilangad	82.23%

Hospital	Doctor Consultation %
Family Health Centre Anjarakkandy	0.78%
Family Health Centre Thillenkerry	8.90%
Family Health Centre Pattiam	14.07%
Family Health Centre Cherukunnu Thara	26.38%
Family Health Centre Pulingome	30.03%
Family Health Centre Kottiyor	48.23%
Family Health Centre Mattool	52.62%
Family Health Centre Pattuvam	56.71%
Urban Primary Health Centre Panoor	57.40%
Family Health Centre Kalliassery	62.32%
Family Health Centre Narath	64.69%
Family Health Centre Morazha Fisheries	77.57%
Family Health Centre Chirakkal	80.80%

## 3.4 e-Health Performance - Pharmacy Usage in PHCs/FHCs/UPHCs

Pharmacy usage is calculated as (Pharmacy Prescription Count / Total Visits ) \*100

The district remains at position 11 in Pharmacy Usage with 28.57%(up by 1%).



## Pharmacy Usage in PHCs/FHCs/UPHCs

Hospital	Pharmacy Usage %
Family Health Centre Ramanthali	91.00%
Family Health Centre Alakode Therthalli	88.00%
Family Health Centre Munderi	85.00%
Family Health Centre Malappattam	84.00%
Family Health Centre Kankol Alappadamba	82.00%
Family Health Centre Cheruthazham	77.00%
Family Health Centre Valapattanam	62.00%
Family Health Centre Kottiyoor	46.00%
Family Health Centre Morazha Fisheries	27.00%
Family Health Centre Kadirur	25.00%
Family Health Centre Pattuvam	16.00%
Family Health Centre Thillenkerry	8.00%

Hospital	Pharmacy Usage %
Family Health Centre Anjarakkandy	0.00%
Family Health Centre Cherukunnu Thara	0.00%
Family Health Centre Chirakkal	0.00%
Family Health Centre Eramam Kuttur	0.00%
Family Health Centre Mattool	0.00%
Family Health Centre Narath	0.00%
Family Health Centre Pattiam	0.00%
Family Health Centre Pulingome	0.00%
Family Health Centre Muzhappilangad	1.00%
Family Health Centre Kalliassery	2.00%
Urban Primary Health Centre Panoor	4.00%
Family Health Centre Thillenkerry	8.00%

## 4. Status of Modules started in Hospitals

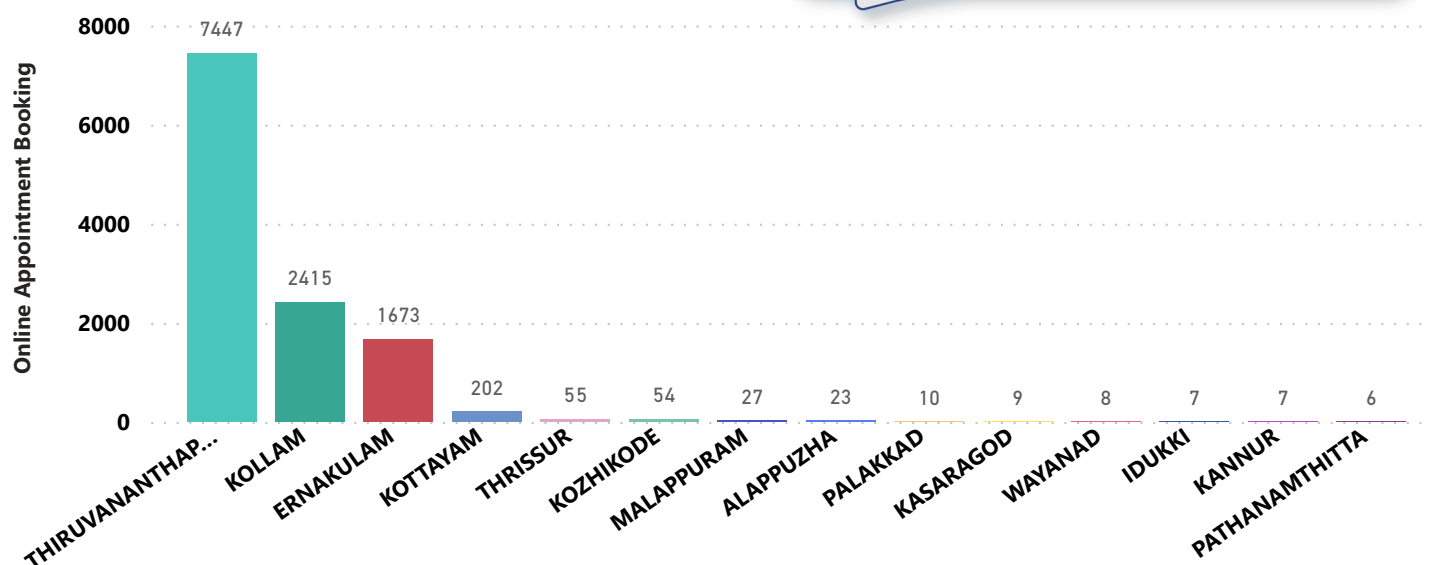
District wise status of live institutions and the count of various modules [Reception, OP Consultation, Lab, Pharmacy] started.

District Name	Live Institutions	Reception	Consultation	Lab	Pharmacy
THIRUVANANTHAPURAM	103	98 (95.1%)	87 (84.5%)	77 (74.8%)	74 (71.8%)
THRISSUR	54	52 (96.3%)	48 (88.9%)	37 (68.5%)	46 (85.2%)
MALAPPURAM	47	34 (72.3%)	24 (51.1%)	13 (27.7%)	13 (27.7%)
KOZHIKODE	38	30 (78.9%)	24 (63.2%)	16 (42.1%)	19 (50.%)
PALAKKAD	38	37 (97.4%)	36 (94.7%)	29 (76.3%)	17 (44.7%)
ERNAKULAM	34	27 (79.4%)	23 (67.6%)	11 (32.4%)	16 (47.1%)
KANNUR	27	26 (96.3%)	24 (88.9%)	18 (66.7%)	12 (44.4%)
KOLLAM	22	22 (100.%)	22 (100.%)	22 (100.%)	22 (100.%)
KOTTAYAM	22	21 (95.5%)	20 (90.9%)	10 (45.5%)	18 (81.8%)
KASARAGOD	19	19 (100.%)	19 (100.%)	15 (78.9%)	14 (73.7%)
ALAPPUZHA	18	18 (100.%)	17 (94.4%)	15 (83.3%)	16 (88.9%)
IDUKKI	17	17 (100.%)	15 (88.2%)	11 (64.7%)	13 (76.5%)
PATHANAMTHITTA	17	17 (100.%)	15 (88.2%)	11 (64.7%)	10 (58.8%)
WAYANAD	15	15 (100.%)	14 (93.3%)	14 (93.3%)	12 (80.%)
<b>Total</b>	<b>471</b>	<b>433 (91.9%)</b>	<b>388 (82.4%)</b>	<b>299 (63.5%)</b>	<b>302 (64.1%)</b>

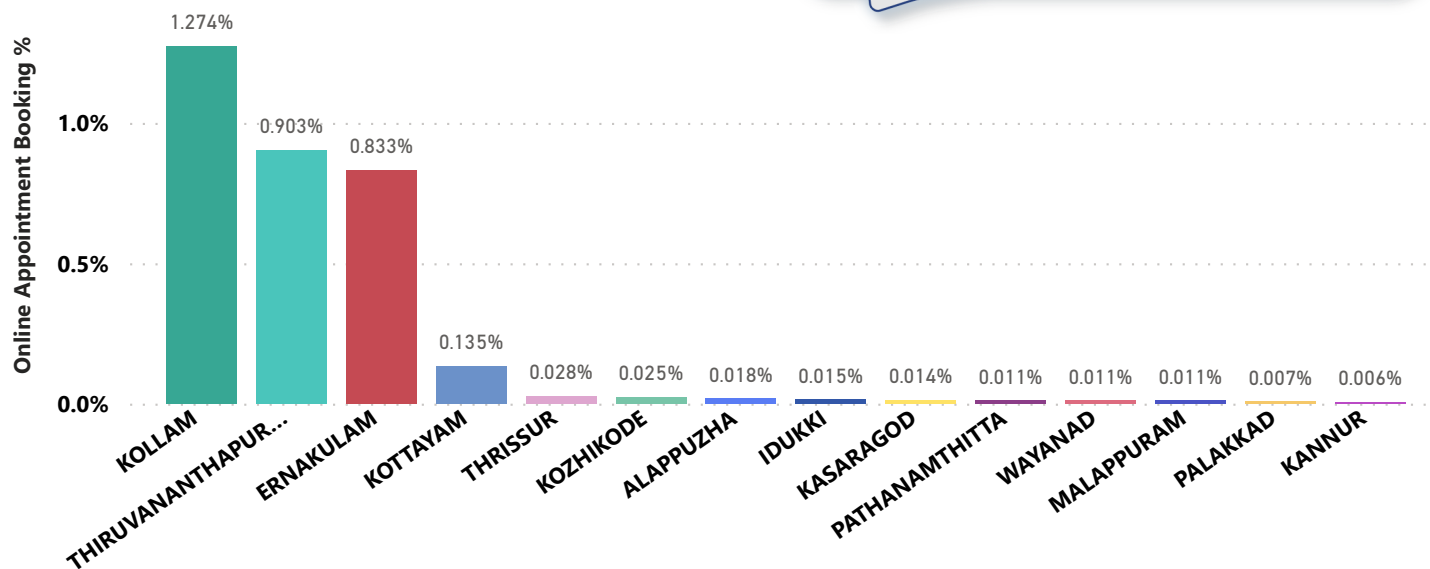


## 5. Percentage of Online Appointment Booking in Hospitals

District-wise count of Online appointments taken during the month of October '22. KNR district is at 14th position in Online appointments.

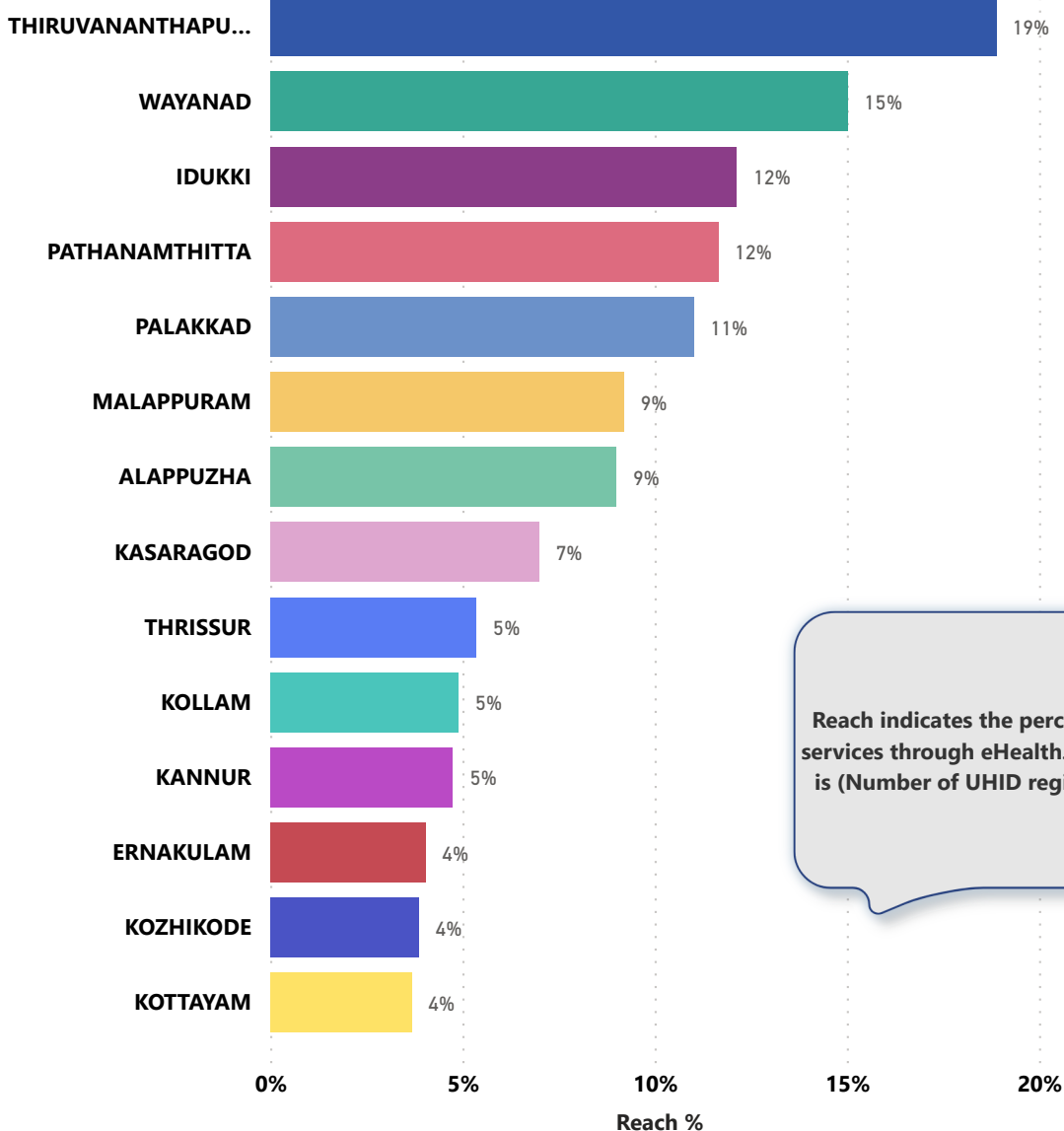


District-wise percentage of online appointment booking up on OP visits for the month of September '22. Calculation is performed as (Online Visits / OP Visits) \* 100 %.





## 6. eHealth Performance - Reach



Reach indicates the percentage of population availing services through eHealth. The formula used to calculate is  $(\text{Number of UHID registered} / \text{Population}) * 100 \%$ .

## 7. Public Health Survey Status

