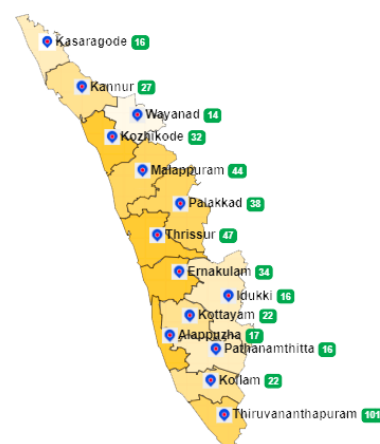


1. eHealth Kerala - Vital Statistics

Live Institutions	19
Medical College Hospitals	0
PHCs/FHCs	17
CHCs	0
DHs/GHs	0
PH Labs	0
Other(Inc UPHCs,Taluk Hospitals)	2



2. Highlights



- Of the 19 PHCs/FHCs/UPHCs, 19 institutions started with the Reception Module.
- The district is at 10th (up by 4) position in online appointment booking.
- The district remains at 8th position in reach rank which indicates UHID registration proportionate to the population.



- The Kasaragod district remains at the same position (3rd from last) in overall performance ranking of districts based on PHCs/FHCs/UPHCs.
- District remains at :
 - position 14 in UHID Visits (11%) .
 - - position 14 in Doctor Consultation(nearly 43%).
 - position 12 in Pharmacy Usage(28%).
- The house survey completion status is 2.27% and member survey completion status is 0.15%.




3. eHealth - District Ranking Matrix Based on Performance of PHCs/FHCs/UPHCs

The ranking matrix showcase the district performance in providing eHealth services through PHCs/FHCs/UPHCs based on six different parameters. These parameters include whether the reception module is started or not, UHID Visits, Doctor Consultation, Pharmacy Usage, Lab Usage and number of Live Institutions. Based on the ranking, the districts are classified into three broad categories, the best performing districts, the average performing districts and the low performing districts.

The best performing districts should strive to continue to remain in the same position, whereas the average performing as well as the low performing districts should strive to reach to the 'top four' league.

The ranking matrix for the month of October '22 is given below:

District	Rank
WAYANAD	1
IDUKKI	2
KOLLAM	2
THIRUVANANTHAPURAM	2
ALAPPUZHA	3
PATHANAMTHITTA	4
THRISSUR	4
KOTTAYAM	5
KOZHIKODE	5
PALAKKAD	5
KANNUR	6
KASARAGOD	7
ERNAKULAM	8
MALAPPURAM	9

 Best performing
 Average performing
 Low performing

3. eHealth - Institution Level Ranking of PHCs/FHCs/UPHCs

Hospital	Rank
Family Health Centre Mulleriya	1
Urban Primary Health Centre Nileshwaram	2
Urban Primary Health Centre Pullikunnu	2
Family Health Centre Udumbanthala	3
Family Health Centre Belloor	4
Family Health Centre Ajanur	5
Family Health Centre Anandashram	5
Family Health Centre Ennappara	5
Family Health Centre Kumbadaje	5
Family Health Centre Valiyaparamaba	5
Family Health Centre Narkilakkad	6
Family Health Centre Chattanchal	7
Family Health Centre Karindalam	7
Family Health Centre Kayyur	7
Family Health Centre Mogralthur	7
Family Health Centre Pallikere	7
Family Health Centre Panathur	7
Family Health Centre Perla	7
Family Health Centre Udma	7

3.1 eHealth Performance - Reception Module

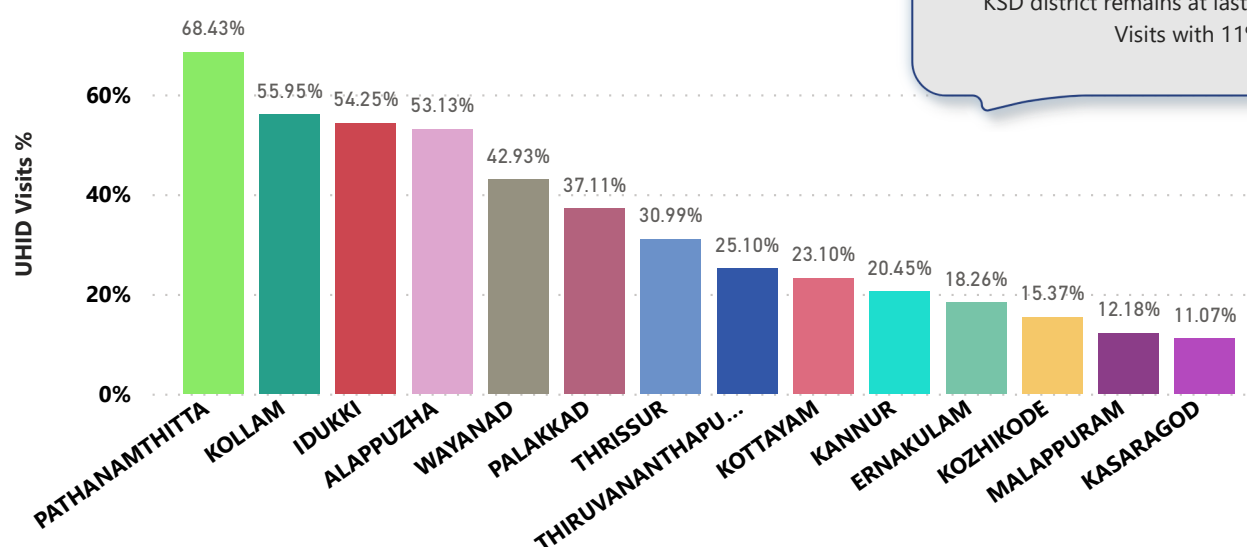
Reception Module is considered to be functional in a PHC/FHC/UPHC only if the number of total visits for the month is of minimum 500.

Reception module started in all PHCs/FHCs/UPHCs

District	PHC/FHC/UPHC Count	PHC/FHC/UPHC with Reception	% of PHC/FHC/UPHC with Reception
ALAPPUZHA	17	17	100.00%
IDUKKI	16	16	100.00%
KASARAGOD	19	19	100.00%
KOLLAM	20	20	100.00%
PATHANAMTHITTA	16	16	100.00%
WAYANAD	15	15	100.00%
PALAKKAD	37	36	97.00%
KANNUR	27	26	96.00%
THRISSUR	51	49	96.00%
KOTTAYAM	21	20	95.00%
THIRUVANANTHAPURAM	66	63	95.00%
ERNAKULAM	31	26	84.00%
KOZHIKODE	29	24	83.00%
MALAPPURAM	46	35	76.00%

3.2 e-Health Performance - UHID Visits

UHID Visit % is calculated as (UHID Visits / Total Visit) *100



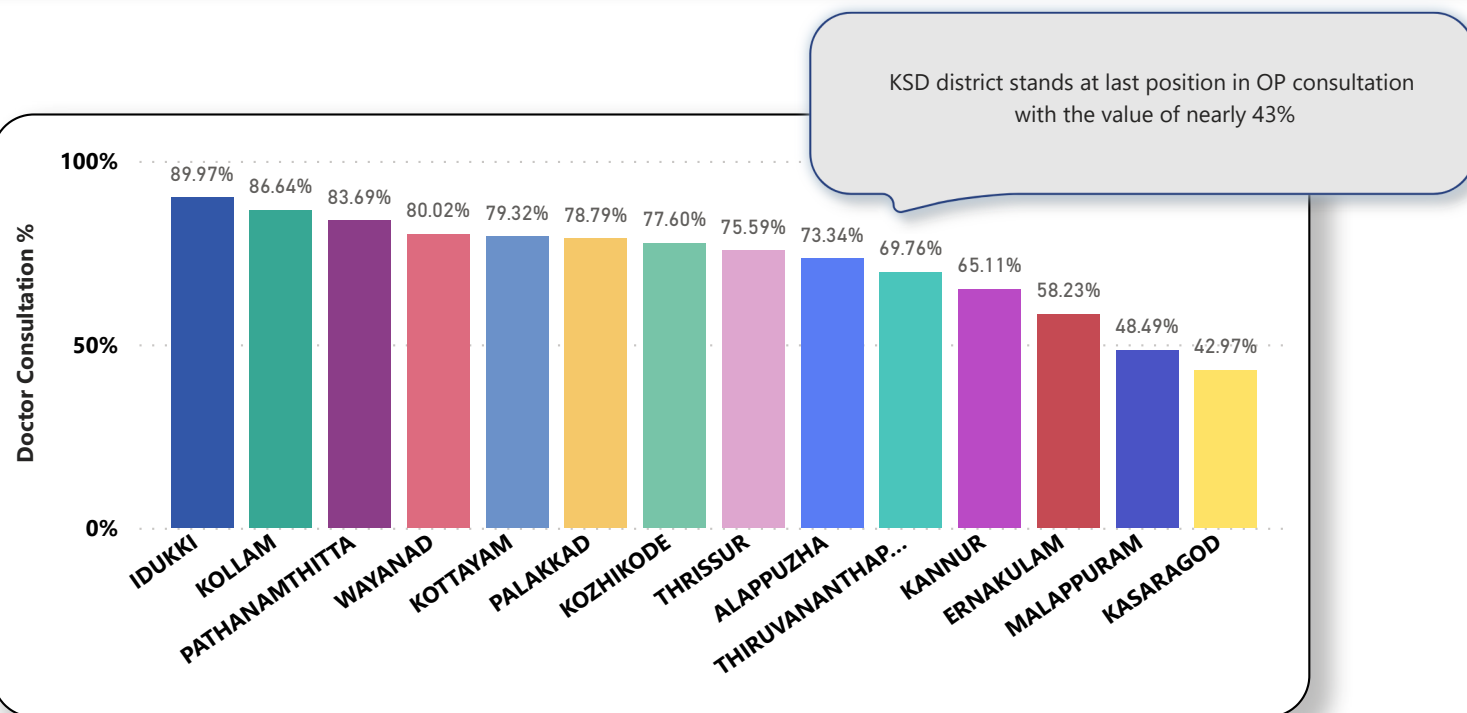
KSD district remains at last position UHID Visits with 11%.

PHCs/FHCs/UPHCs based on UHID Visits

Institutions with atleast 100 UHID visits are listed here.

Hospital	UHID Visit %
Family Health Centre Ennappara	43.00%
Family Health Centre Narkilakkad	35.00%
Family Health Centre Ajanur	24.00%
Family Health Centre Mulleriya	20.00%
Family Health Centre Valiyaparamaba	14.00%
Family Health Centre Udumbanthala	13.00%
Family Health Centre Kayyur	9.00%
Family Health Centre Karindalam	8.00%
Family Health Centre Udma	7.00%
Family Health Centre Panathur	5.00%
Family Health Centre Chattanchal	4.00%

3.3 e-Health Performance - Doctor Consultation



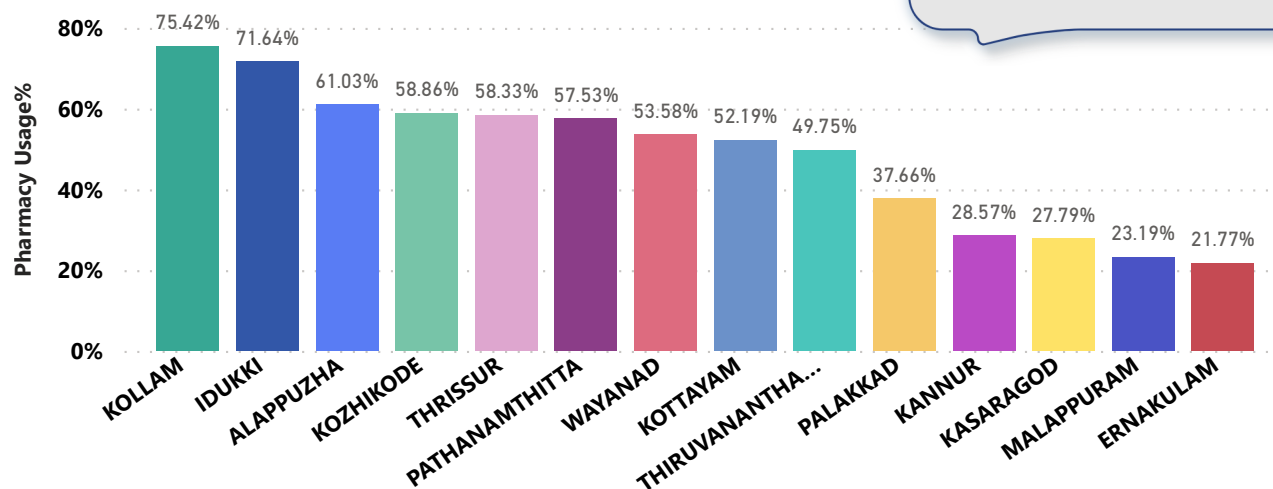
Doctor Consultation Percentage in PHCs/FHCs/UPHCs

Hospital	Doctor Consultation %
Family Health Centre Mulleriya	88.74%
Family Health Centre Udumbanthala	80.30%
Family Health Centre Ajanur	63.00%
Family Health Centre Valiyaparamaba	62.40%
Family Health Centre Chattanchal	49.75%
Family Health Centre Ennappara	45.91%
Family Health Centre Kayyur	39.41%
Family Health Centre Udma	30.52%
Family Health Centre Narkilakkad	29.11%
Family Health Centre Panathur	28.65%
Family Health Centre Karindalam	4.26%

3.4 e-Health Performance - Pharmacy Usage in PHCs/FHCs/UPHCs

Pharmacy usage is calculated as (Pharmacy Prescription Count / Total Visits) *100

The KSD district stands at position 12 in Pharmacy Usage with 28%.



Pharmacy Usage in PHCs/FHCs/UPHCs

Hospital	Pharmacy Usage %
Family Health Centre Mulleriya	77.00%
Family Health Centre Udumbanthala	68.00%
Family Health Centre Ennappara	39.00%
Family Health Centre Chattanchal	38.00%
Family Health Centre Kayyur	34.00%
Family Health Centre Ajanur	33.00%
Family Health Centre Valiyaparamaba	22.00%
Family Health Centre Narkilakkad	12.00%
Family Health Centre Panathur	12.00%
Family Health Centre Udma	5.00%
Family Health Centre Karindalam	3.00%

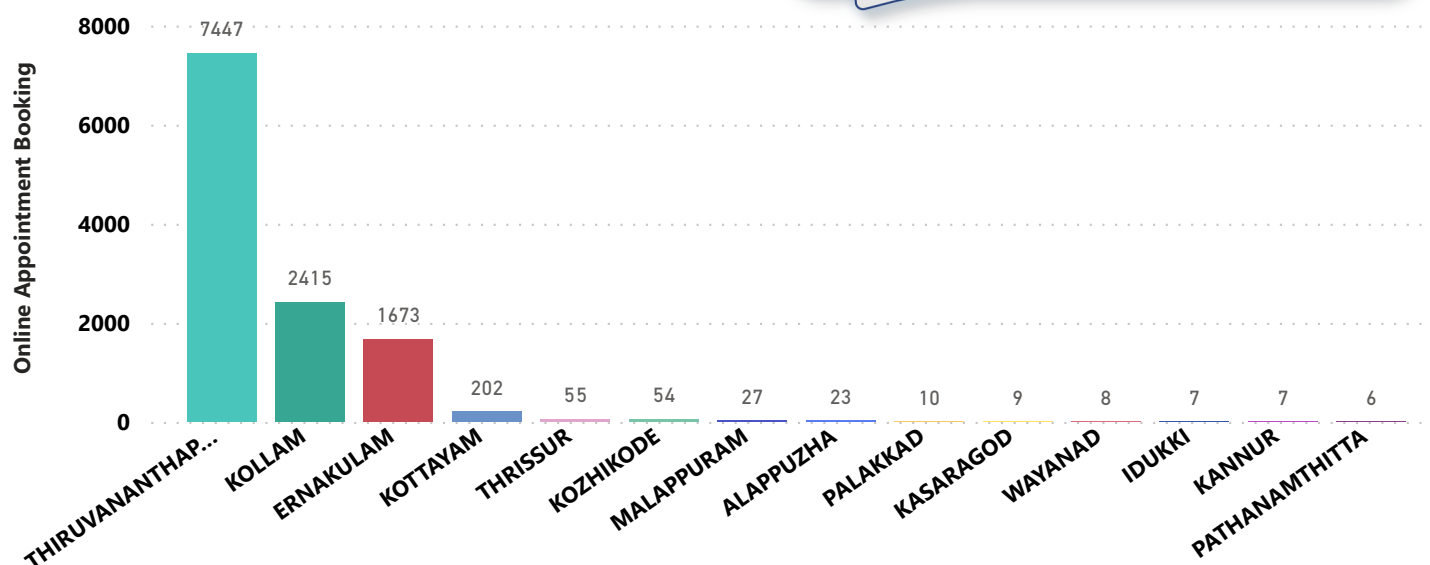
4. Status of Modules started in Hospitals

District wise status of live institutions and the count of various modules [Reception, OP Consultation, Lab, Pharmacy] started.

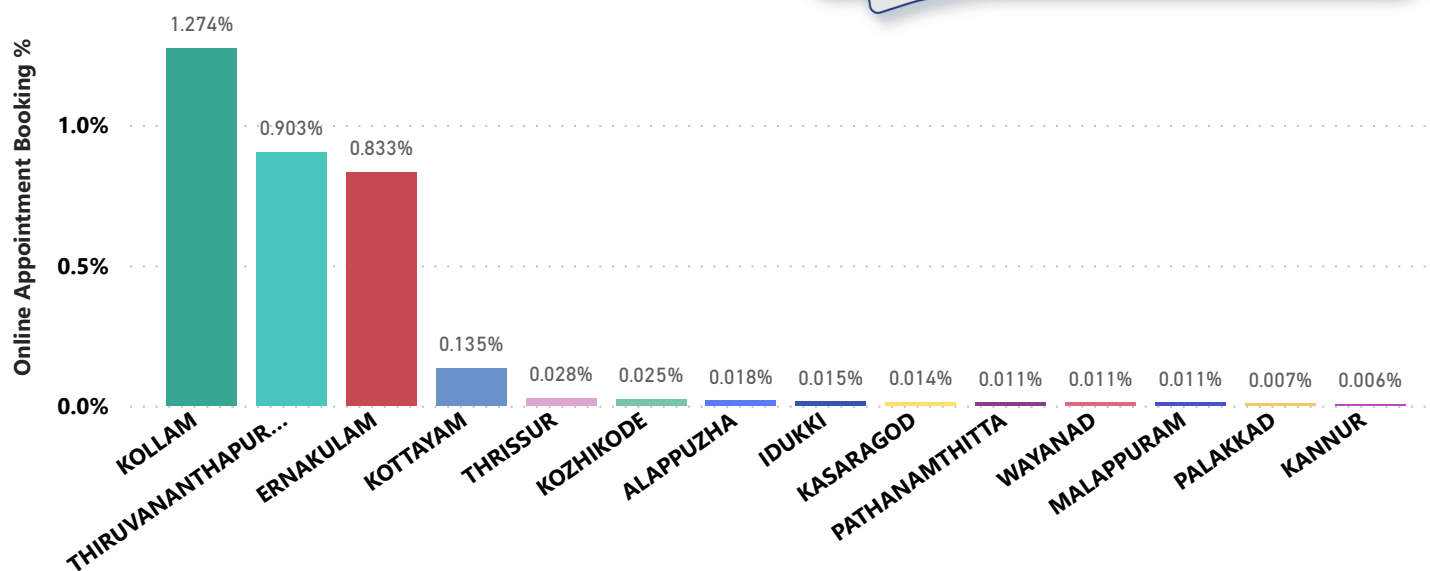
District Name	Live Institutions	Reception	Consultation	Lab	Pharmacy
THIRUVANANTHAPURAM	103	98 (95.1%)	87 (84.5%)	77 (74.8%)	74 (71.8%)
THRISSUR	54	52 (96.3%)	48 (88.9%)	37 (68.5%)	46 (85.2%)
MALAPPURAM	47	34 (72.3%)	24 (51.1%)	13 (27.7%)	13 (27.7%)
KOZHIKODE	38	30 (78.9%)	24 (63.2%)	16 (42.1%)	19 (50.%)
PALAKKAD	38	37 (97.4%)	36 (94.7%)	29 (76.3%)	17 (44.7%)
ERNAKULAM	34	27 (79.4%)	23 (67.6%)	11 (32.4%)	16 (47.1%)
KANNUR	27	26 (96.3%)	24 (88.9%)	18 (66.7%)	12 (44.4%)
KOLLAM	22	22 (100.%)	22 (100.%)	22 (100.%)	22 (100.%)
KOTTAYAM	22	21 (95.5%)	20 (90.9%)	10 (45.5%)	18 (81.8%)
KASARAGOD	19	19 (100.%)	19 (100.%)	15 (78.9%)	14 (73.7%)
ALAPPUZHA	18	18 (100.%)	17 (94.4%)	15 (83.3%)	16 (88.9%)
IDUKKI	17	17 (100.%)	15 (88.2%)	11 (64.7%)	13 (76.5%)
PATHANAMTHITTA	17	17 (100.%)	15 (88.2%)	11 (64.7%)	10 (58.8%)
WAYANAD	15	15 (100.%)	14 (93.3%)	14 (93.3%)	12 (80.%)
Total	471	433 (91.9%)	388 (82.4%)	299 (63.5%)	302 (64.1%)

5. Percentage of Online Appointment Booking in Hospitals

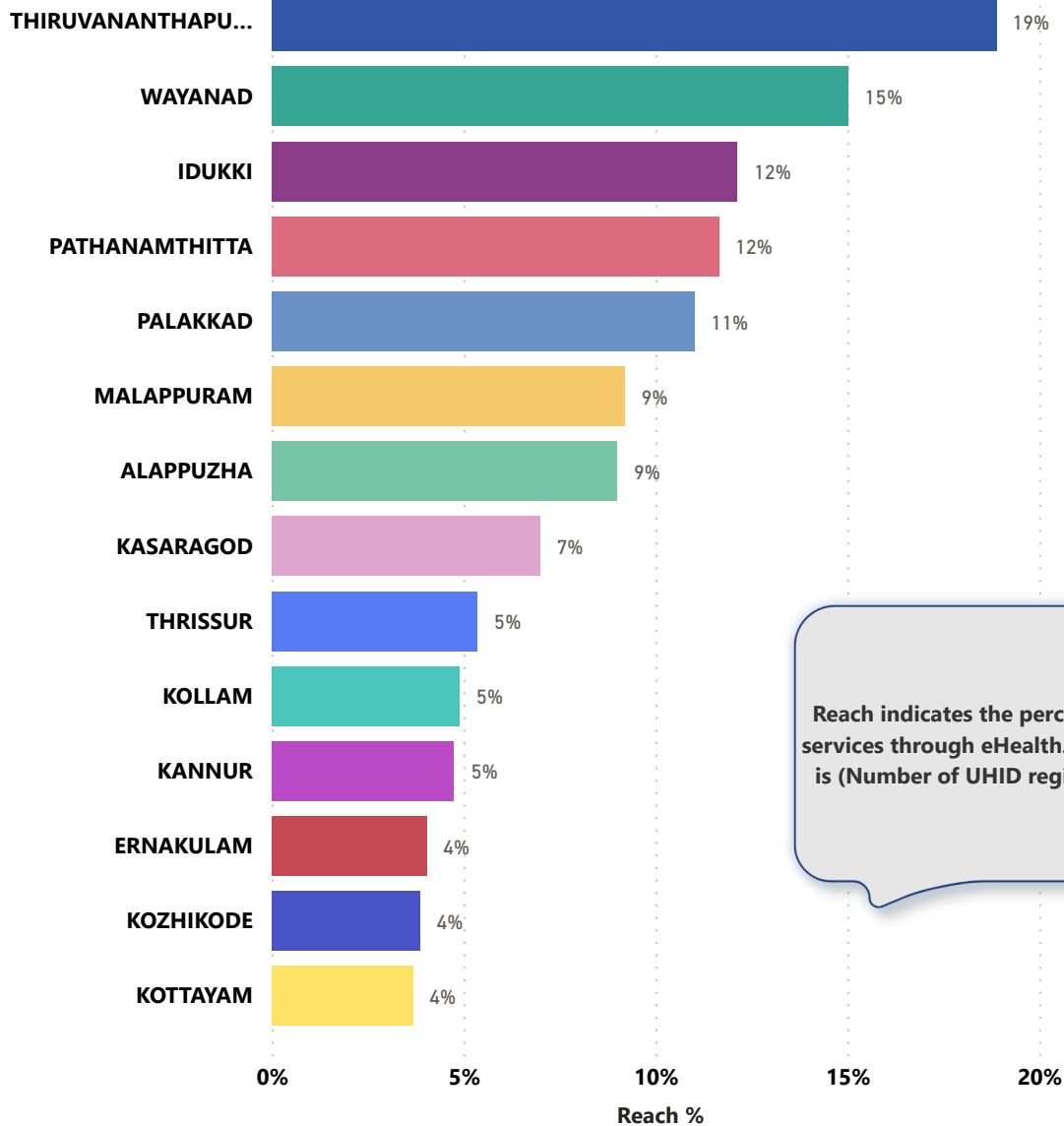
District-wise count of Online appointments taken during the month of October '22. KSD district stands at 10th position in Online appointments.



District-wise percentage of online appointment booking up on OP visits for the month of October '22. Calculation is performed as (Online Visits / OP Visits) * 100 %.



6. eHealth Performance - Reach



Reach indicates the percentage of population availing services through eHealth. The formula used to calculate is $(\text{Number of UHID registered} / \text{Population}) * 100 \%$.

7. Public Health Survey Status

