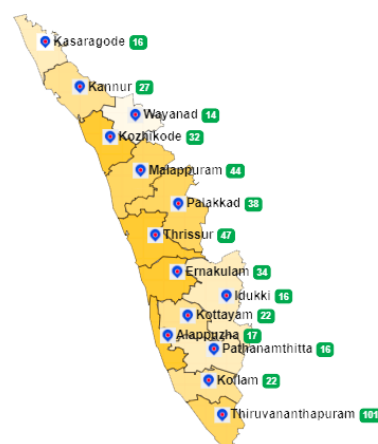


1. eHealth Kerala - Vital Statistics

Live Institutions	22
Medical College Hospitals	1
PHCs/FHCs	20
CHCs	0
DHs/GHs	0
PH Labs	0
Other(Inc UPHCs,Taluk Hospitals)	1



2. Highlights



- Reception module is functional in 20 of the 21 PHCs/FHCs/UPHCs of the Kottayam district.
- District remains at :
 - position 9 in UHID Visits with 23%.
 - position 5 in Doctor Consultation with 79.32%
- The district is at position 4(up by 1) in online appointment booking.



- The Kottayam district is at position 5(down by 1) in overall performance ranking of districts based on PHCs/FHCs/UPHCs.
- The Kottayam district is at position 8 (down by 3) in Pharmacy Usage with 52.19% (nearly 9% down).
- The district is in 14th position in reach rank which indicates UHID registration proportionate to the population.
- The district is at position 12 in house survey completion (0.28%) and at position 13 in member survey completion (0.01%).




3. eHealth - District Ranking Matrix Based on Performance of PHCs/FHCs/UPHCs

The ranking matrix showcase the district performance in providing eHealth services through PHCs/FHCs/UPHCs based on six different parameters. These parameters include whether the reception module is started or not, UHID Visits, Doctor Consultation, Pharmacy Usage, Lab Usage and number of Live Institutions. Based on the ranking, the districts are classified into three broad categories, the best performing districts, the average performing districts and the low performing districts.

The best performing districts should strive to continue to remain in the same position, whereas the average performing as well as the low performing districts should strive to reach to the 'top four' league.

The ranking matrix for the month of October '22 is given below:

District	Rank
WAYANAD	1
IDUKKI	2
KOLLAM	2
THIRUVANANTHAPURAM	2
ALAPPUZHA	3
PATHANAMTHITTA	4
THRISSUR	4
KOTTAYAM	5
KOZHIKODE	5
PALAKKAD	5
KANNUR	6
KASARAGOD	7
ERNAKULAM	8
MALAPPURAM	9

 Best performing
 Average performing
 Low performing

3. eHealth - Institution Level Ranking of PHCs/FHCs/UPHCs

Hospital	Rank
Family Health Centre Brahmamangalam	1
Family Health Centre Panachikkadu	1
Family Health Centre Udayanapuram	1
Family Health Centre Vazhoor	2
Family Health Centre Kuruppanthara	3
Family Health Centre Veliyanloor	3
Family Health Centre Paippad	4
Urban Primary Health Centre Perunna	4
Family Health Centre Madappally	5
Family Health Centre Manarcad	5
Family Health Centre Moonnilavu	5
Family Health Centre Kallara	6
Family Health Centre Marangattupally	6
Family Health Centre Maravanthuruthu	7
Family Health Centre Mutholy	7
Family Health Centre Erattupetta	8
Family Health Centre Meenachil	8
Family Health Centre Parampuzha	8
Family Health Centre Nattakom	9
Family Health Centre Velloor	10

3.1 eHealth Performance - Reception Module

Reception Module is considered to be functional in a PHC/FHC/UPHC only if the number of total visits for the month is of minimum 500.

Reception module started in 20 out of 21 PHCs/FHCs/UPHCs

District	PHC/FHC/UPHC Count	PHC/FHC/UPHC with Reception	% of PHC/FHC/UPHC with Reception
ALAPPUZHA	17	17	100.00%
IDUKKI	16	16	100.00%
KASARAGOD	19	19	100.00%
KOLLAM	20	20	100.00%
PATHANAMTHITTA	16	16	100.00%
WAYANAD	15	15	100.00%
PALAKKAD	37	36	97.00%
KANNUR	27	26	96.00%
THRISSUR	51	49	96.00%
KOTTAYAM	21	20	95.00%
THIRUVANANTHAPURAM	66	63	95.00%
ERNAKULAM	31	26	84.00%
KOZHIKODE	29	24	83.00%
MALAPPURAM	46	35	76.00%

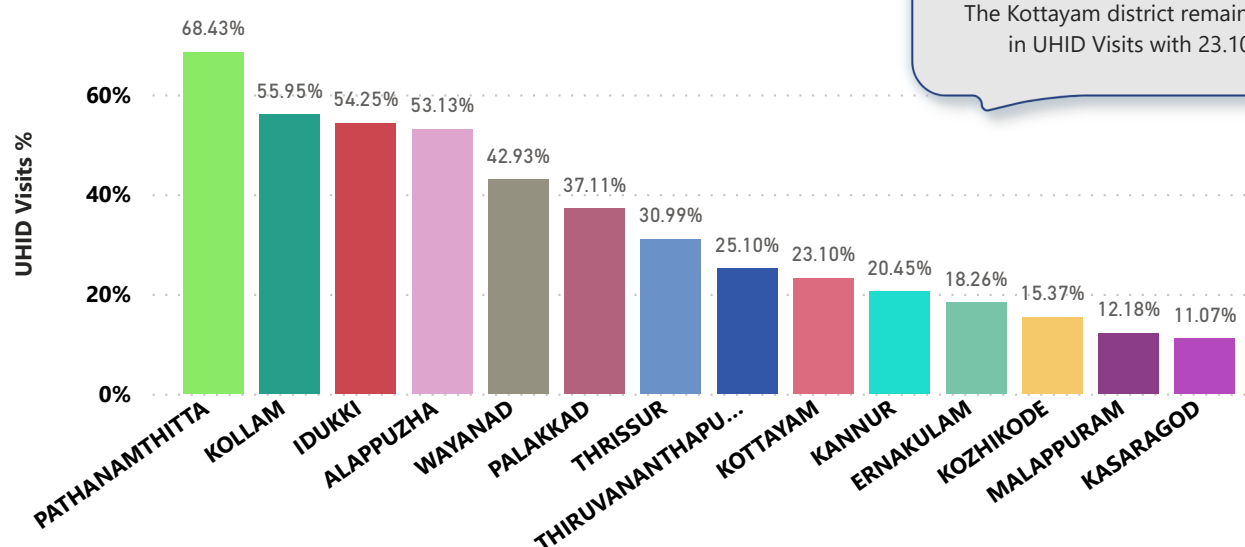
Institutions where the reception module is either not started or not using

Hospital Name

Family Health Centre Meenadom

3.2 e-Health Performance - UHID Visits

UHID Visit % is calculated as (UHID Visits / Total Visit) *100



The Kottayam district remains at position 9 in UHID Visits with 23.10%(1% up).

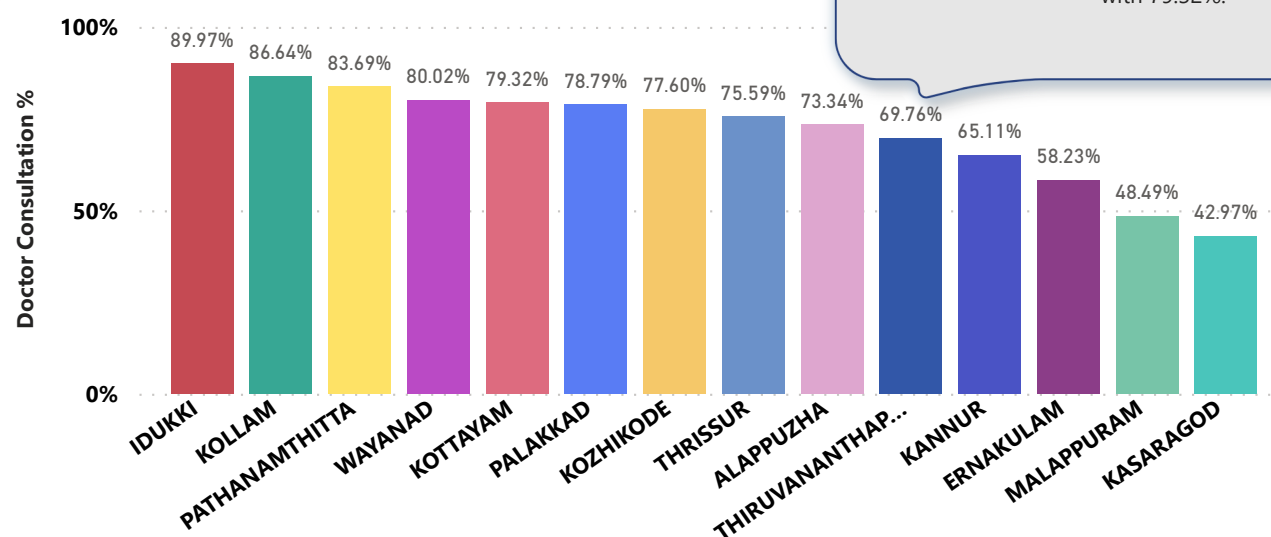
PHCs/FHCs/UPHCs based on UHID Visits

Institutions with atleast 100 UHID visits are listed here.

Hospital	UHID Visit %
Family Health Centre Udayanapuram	62.00%
Family Health Centre Kuruppanthara	59.00%
Family Health Centre Brahmanamangalam	57.00%
Family Health Centre Paippad	41.00%
Family Health Centre Veliyanloor	40.00%
Family Health Centre Vazhoor	38.00%
Family Health Centre Kallara	33.00%
Family Health Centre Maravanthuruthu	22.00%
Family Health Centre Panachikkadu	22.00%
Family Health Centre Madappally	20.00%
Family Health Centre Mutholy	20.00%

Hospital	UHID Visit %
Family Health Centre Nattakom	4.00%
Family Health Centre Marangattupally	7.00%
Family Health Centre Parampuzha	8.00%
Urban Primary Health Centre Perunna	10.00%
Family Health Centre Velloor	12.00%
Family Health Centre Erattupetta	14.00%
Family Health Centre Madappally	20.00%
Family Health Centre Mutholy	20.00%
Family Health Centre Maravanthuruthu	22.00%
Family Health Centre Panachikkadu	22.00%
Family Health Centre Kallara	33.00%

3.3 e-Health Performance - Doctor Consultation



Doctor Consultation Percentage in PHCs/FHCs/UPHCs

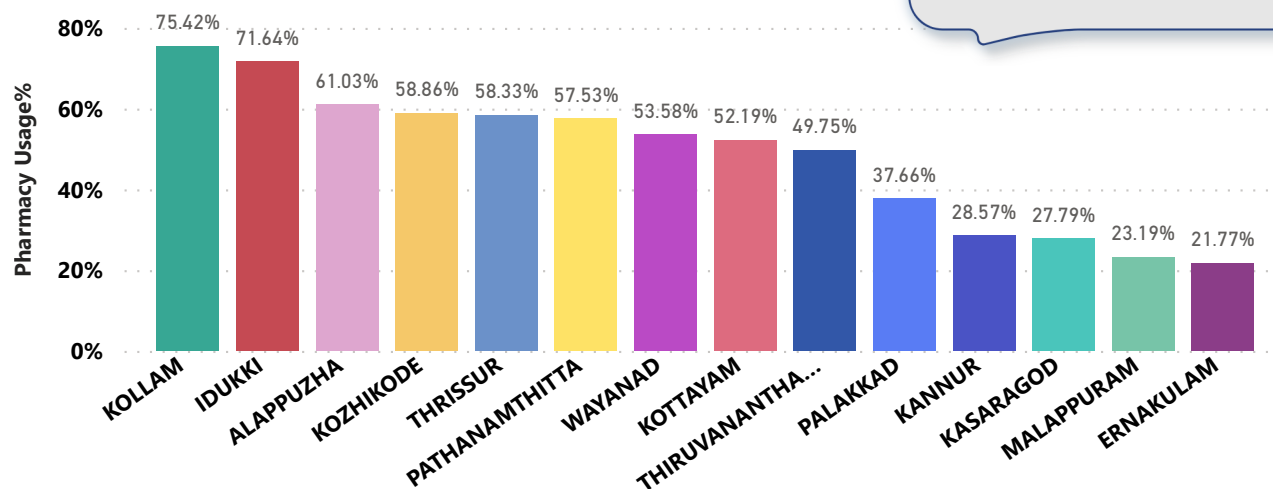
Hospital	Doctor Consultation %
Family Health Centre Brahmamangalam	99.68%
Family Health Centre Kuruppanthara	99.34%
Family Health Centre Panachikkadu	98.50%
Family Health Centre Udayanapuram	97.72%
Urban Primary Health Centre Perunna	96.29%
Family Health Centre Madappally	96.15%
Family Health Centre Veliyannoor	96.14%
Family Health Centre Marangattupally	90.41%
Family Health Centre Paippad	83.92%
Family Health Centre Vazhoor	80.51%
Family Health Centre Erattupetta	78.38%
Family Health Centre Parampuzha	76.74%
Family Health Centre Mutholy	74.06%

Hospital	Doctor Consultation %
Family Health Centre Velloor	3.87%
Family Health Centre Maravanthuruthu	52.40%
Family Health Centre Kallara	59.18%
Family Health Centre Nattakom	72.03%
Family Health Centre Mutholy	74.06%
Family Health Centre Parampuzha	76.74%
Family Health Centre Erattupetta	78.38%
Family Health Centre Vazhoor	80.51%
Family Health Centre Paippad	83.92%
Family Health Centre Marangattupally	90.41%
Family Health Centre Veliyannoor	96.14%
Family Health Centre Madappally	96.15%
Urban Primary Health Centre Perunna	96.29%

3.4 e-Health Performance - Pharmacy Usage in PHCs/FHCs/UPHCs

Pharmacy usage is calculated as (Pharmacy Prescription Count / Total Visits) *100

The Kottayam district is at position 8 (down by 3) in Pharmacy Usage with 52.19%(nearly 9% down).



Pharmacy Usage in PHCs/FHCs/UPHCs

Hospital	Pharmacy Usage %
Urban Primary Health Centre Perunna	96.00%
Family Health Centre Brahmamangalam	95.00%
Family Health Centre Udayanapuram	93.00%
Family Health Centre Kuruppanthara	91.00%
Family Health Centre Panachikkadu	91.00%
Family Health Centre Vazhoor	88.00%
Family Health Centre Velianoor	84.00%
Family Health Centre Paippad	68.00%
Family Health Centre Madappally	59.00%
Family Health Centre Mutholy	53.00%
Family Health Centre Maravanthuruthu	51.00%

Hospital	Pharmacy Usage %
Family Health Centre Velloor	0.00%
Family Health Centre Marangattupally	1.00%
Family Health Centre Erattupetta	10.00%
Family Health Centre Parampuzha	18.00%
Family Health Centre Nattakom	32.00%
Family Health Centre Kallara	50.00%
Family Health Centre Maravanthuruthu	51.00%
Family Health Centre Mutholy	53.00%
Family Health Centre Madappally	59.00%
Family Health Centre Paippad	68.00%
Family Health Centre Velianoor	84.00%
Family Health Centre Vazhoor	88.00%
Family Health Centre Kuruppanthara	91.00%

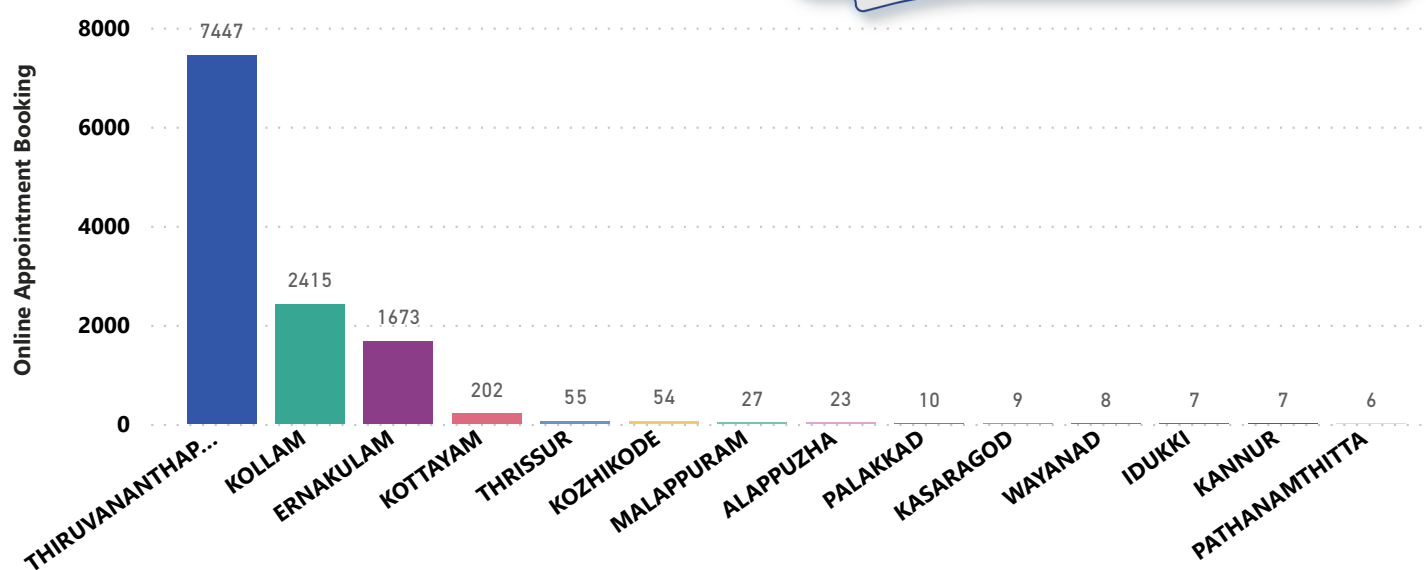
4. Status of Modules started in Hospitals

District wise status of live institutions and the count of various modules [Reception, OP Consultation, Lab, Pharmacy] started.

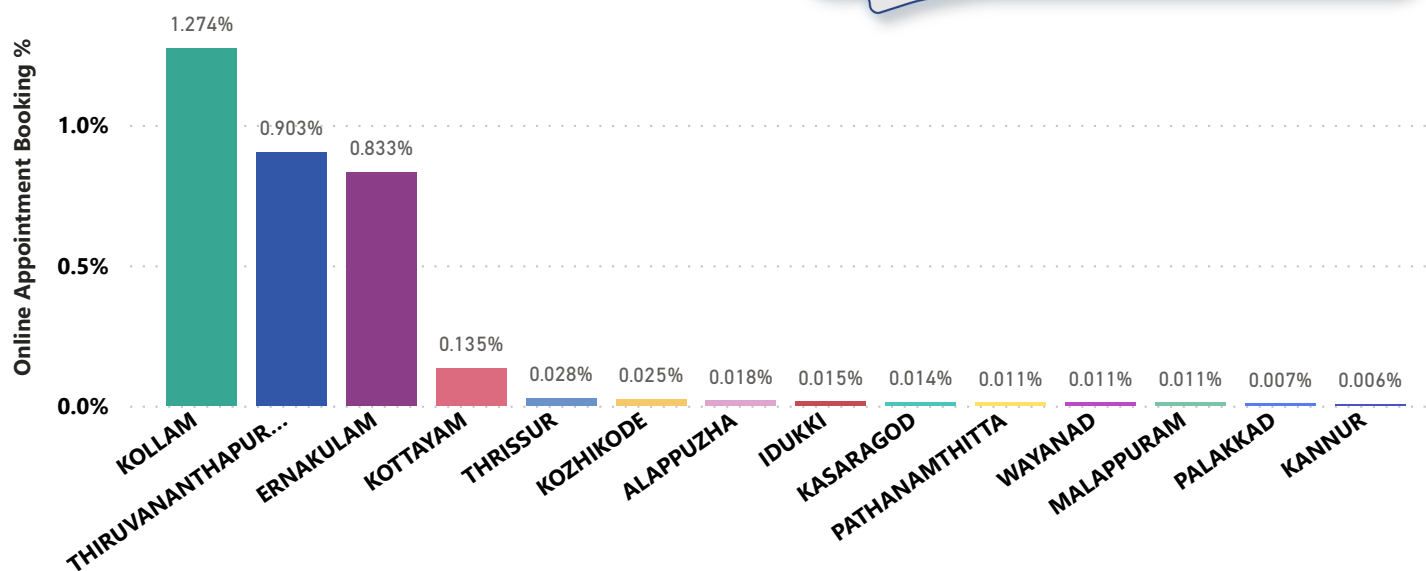
District Name	Live Institutions	Reception	Consultation	Lab	Pharmacy
THIRUVANANTHAPURAM	103	98 (95.1%)	87 (84.5%)	77 (74.8%)	74 (71.8%)
THRISSUR	54	52 (96.3%)	48 (88.9%)	37 (68.5%)	46 (85.2%)
MALAPPURAM	47	34 (72.3%)	24 (51.1%)	13 (27.7%)	13 (27.7%)
KOZHIKODE	38	30 (78.9%)	24 (63.2%)	16 (42.1%)	19 (50.%)
PALAKKAD	38	37 (97.4%)	36 (94.7%)	29 (76.3%)	17 (44.7%)
ERNAKULAM	34	27 (79.4%)	23 (67.6%)	11 (32.4%)	16 (47.1%)
KANNUR	27	26 (96.3%)	24 (88.9%)	18 (66.7%)	12 (44.4%)
KOLLAM	22	22 (100.%)	22 (100.%)	22 (100.%)	22 (100.%)
KOTTAYAM	22	21 (95.5%)	20 (90.9%)	10 (45.5%)	18 (81.8%)
KASARAGOD	19	19 (100.%)	19 (100.%)	15 (78.9%)	14 (73.7%)
ALAPPUZHA	18	18 (100.%)	17 (94.4%)	15 (83.3%)	16 (88.9%)
IDUKKI	17	17 (100.%)	15 (88.2%)	11 (64.7%)	13 (76.5%)
PATHANAMTHITTA	17	17 (100.%)	15 (88.2%)	11 (64.7%)	10 (58.8%)
WAYANAD	15	15 (100.%)	14 (93.3%)	14 (93.3%)	12 (80.%)
Total	471	433 (91.9%)	388 (82.4%)	299 (63.5%)	302 (64.1%)

5. Percentage of Online Appointment Booking in Hospitals

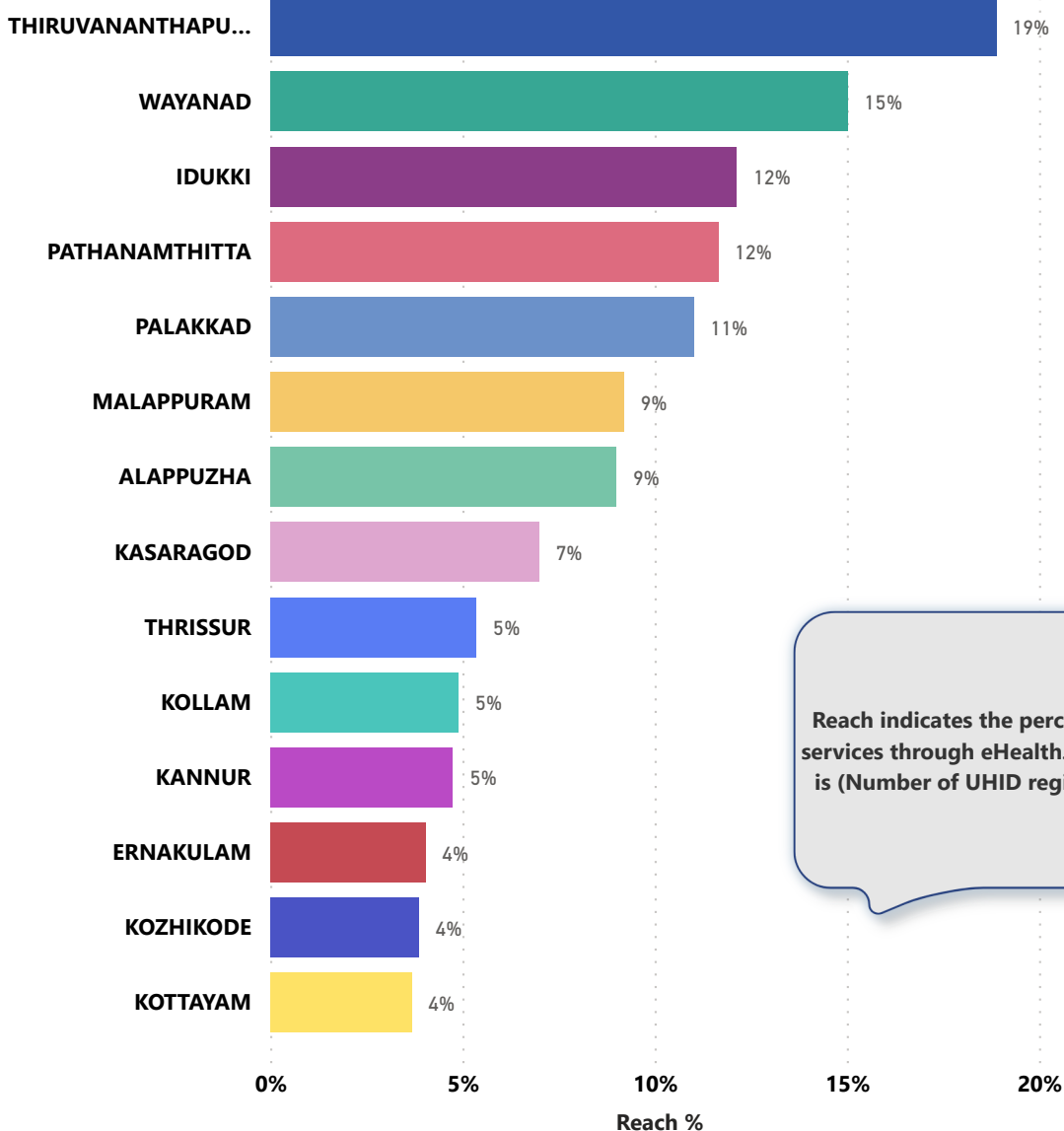
District-wise count of online appointments taken during the month of October '22. Kottayam district is at position 4(up by 1) in the number of online appointments.



District-wise percentage of online appointment booking up on OP visits for the month of October '22. Calculation is performed as (Online Visits / OP Visits) * 100 %.



6. eHealth Performance - Reach



Reach indicates the percentage of population availing services through eHealth. The formula used to calculate is $(\text{Number of UHID registered} / \text{Population}) * 100 \%$.

7. Public Health Survey Status

