

1. eHealth Kerala - Vital Statistics

Live Institutions	47
Medical College Hospitals	1
PHCs/FHCs	41
CHCs	0
DHs/GHs	0
PH Labs	0
Other(Inc UPHCs,Taluk Hospitals)	5



2. Highlights



- Malappuram district remains at 7th position in Online Appointments.
- The district is at 6th position in reach which indicates UHID registration proportionate to the population.



- Reception Module started in 35 of 46 PHC/FHC/UPHC institutions.
- Malappuram district is at 9 position in overall performance ranking of districts based on PHCs/FHCs/UPHCs.
- District remains at:
 - position 13 in UHID Visits (12.18%).
 - position 13 in doctors Consultation with 48.49%.
- District is at the second last position in terms of Pharmacy usage with 23.19%.

3. eHealth - District Ranking Matrix Based on Performance of PHCs/FHCs/UPHCs

The ranking matrix showcase the district performance in providing eHealth services through PHCs/FHCs/UPHCs based on six different parameters. These parameters include whether the reception module is started or not, UHID Visits, Doctor Consultation, Pharmacy Usage, Lab Usage and number of Live Institutions. Based on the ranking, the districts are classified into three broad categories, the best performing districts, the average performing districts and the low performing districts.

The best performing districts should strive to continue to remain in the same position, whereas the average performing as well as the low performing districts should strive to reach to the 'top four' league.

The ranking matrix for the month of October '22 is given below:

District	Rank
WAYANAD	1
IDUKKI	2
KOLLAM	2
THIRUVANANTHAPURAM	2
ALAPPUZHA	3
PATHANAMTHITTA	4
THRISSUR	4
KOTTAYAM	5
KOZHIKODE	5
PALAKKAD	5
KANNUR	6
KASARAGOD	7
ERNAKULAM	8
MALAPPURAM	9

 Best performing
 Average performing
 Low performing

3. eHealth - Institution Level Ranking of PHCs/FHCs/UPHCs

Hospital	Rank
Family Health Centre Sakthikulangara	1
Family Health Centre Sreenarayanapuram	1
Family Health Centre Veliyam	1
Family Health Centre Chavara	2
Family Health Centre Thekkumbhagam	2
Family Health Centre Thenmala	2
Family Health Centre Ummannoor	2
Family Health Centre Mayyanad Ckm	3
Urban Primary Health Centre Mundakkal	3
Family Health Centre Elampalloor	4
Family Health Centre Ezhukone Pavithreswaram	4
Family Health Centre Perumon	4
Family Health Centre Azheekkal	5
Family Health Centre Kulasekharapuram	5
Urban Primary Health Centre Uliyakovil	5
Family Health Centre Mancode Chithara	6
Family Health Centre Thazhava	6
Family Health Centre Alappad	7
Family Health Centre Vallikkavu	7
Family Health Centre Chathannoor	8

3.1 eHealth Performance - Reception Module

Reception Module is considered to be functional in a PHC/FHC/UPHC only if the number of total visits for the month is of minimum 500.

Out of 46 PHCs/FHCs/UPHCs, Reception module started at 35 Institutions

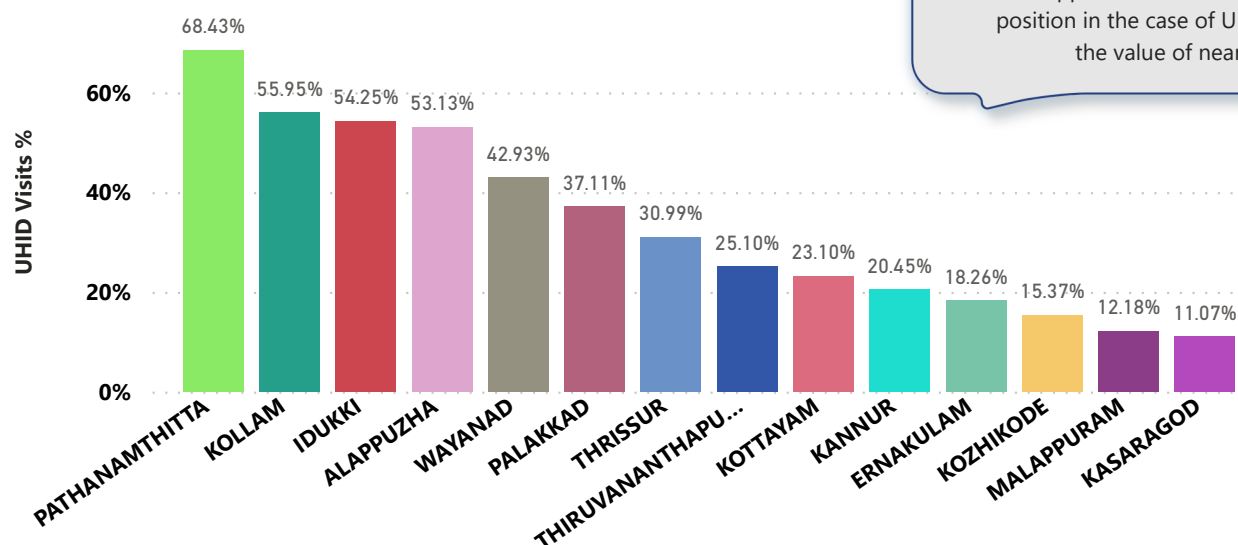
District	PHC/FHC/UPHC Count	PHC/FHC/UPHC with Reception	% of PHC/FHC/UPHC with Reception
ALAPPUZHA	17	17	100.00%
IDUKKI	16	16	100.00%
KASARAGOD	19	19	100.00%
KOLLAM	20	20	100.00%
PATHANAMTHITTA	16	16	100.00%
WAYANAD	15	15	100.00%
PALAKKAD	37	36	97.00%
KANNUR	27	26	96.00%
THRISSUR	51	49	96.00%
KOTTAYAM	21	20	95.00%
THIRUVANANTHAPURAM	66	63	95.00%
ERNAKULAM	31	26	84.00%
KOZHIKODE	29	24	83.00%
MALAPPURAM	46	35	76.00%

Hospital Name
Family Health Centre Valavannur
Family Health Centre Trippanachi
Family Health Centre Thrikkalangoode
Family Health Centre Palappetty
Family Health Centre Moorkkanad
Family Health Centre Koottayi
Family Health Centre Kaladi
Family Health Centre Elamkulam
Family Health Centre Chemmalassery
Family Health Centre Chelembra
Family Health Centre Alankode

Institutions where the reception module is either not started or not using

3.2 e-Health Performance - UHID Visits

UHID Visit % is calculated as (UHID Visits / Total Visit) *100



Malappuram district remains at 13th position in the case of UHID Visits with the value of nearly 12%

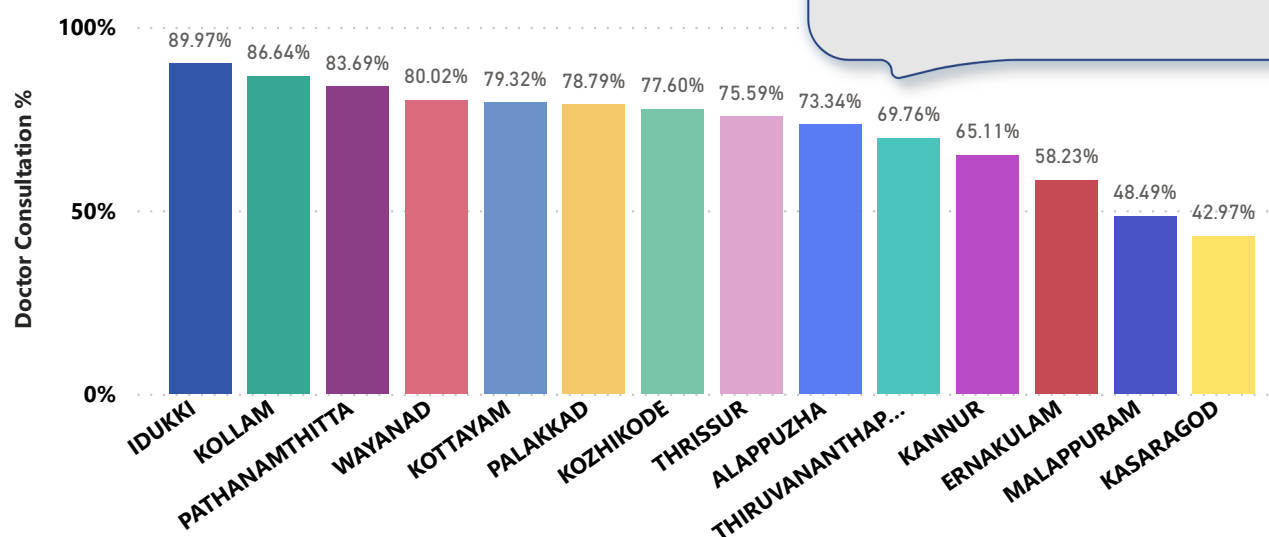
PHCs/FHCs/UPHCs based on UHID Visits

Institutions with atleast 100 UHID visits are listed here.

Hospital	UHID Visit %
Family Health Centre Chokkad	74.00%
Family Health Centre Pulikkal	69.00%
Family Health Centre Chaliyar	55.00%
Family Health Centre A R Nagar	30.00%
Family Health Centre Vazhikkadavu	26.00%
Family Health Centre Morayur	25.00%
Family Health Centre Thazhhekode	18.00%
Family Health Centre Thirunavaya	16.00%
Family Health Centre Edayur	14.00%

Hospital	UHID Visit %
Family Health Centre Thanalur	1.00%
Family Health Centre Kuzhimanna	2.00%
Family Health Centre Marakkara	3.00%
Family Health Centre Parappanangadi	4.00%
Family Health Centre Pandikkad	5.00%
Family Health Centre Nannambra	6.00%
Family Health Centre Karulai	7.00%
Family Health Centre Ponmala	10.00%
Family Health Centre Porur	10.00%

3.3 e-Health Performance - Doctor Consultation



Doctor Consultation Percentage in PHCs/FHCs/UPHCs

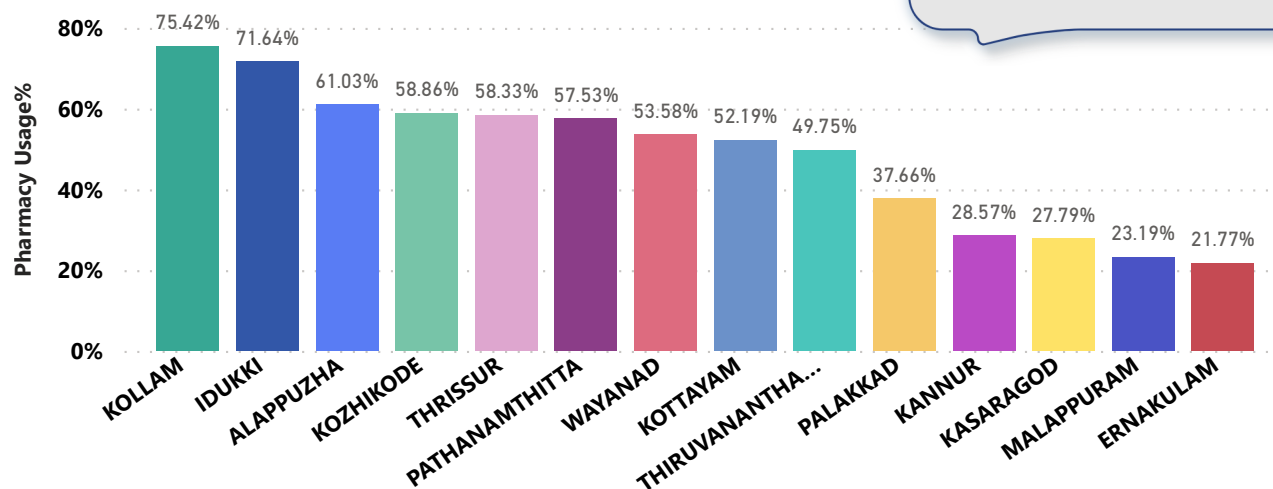
Hospital	Doctor Consultation %
Family Health Centre A R Nagar	99.65%
Family Health Centre Parappanangadi	98.95%
Family Health Centre Pulikkal	98.27%
Family Health Centre Ponmala	96.44%
Family Health Centre Vazhikkadavu	95.89%
Family Health Centre Chokkad	95.82%
Family Health Centre Nannambra	94.97%
Family Health Centre Morayur	90.33%
Family Health Centre Karulai	85.87%

Hospital	Doctor Consultation %
Family Health Centre Porur	0.00%
Family Health Centre Chaliyar	9.23%
Family Health Centre Thirunavaya	9.25%
Family Health Centre Pandikkad	13.15%
Family Health Centre Marakkara	15.21%
Family Health Centre Edayur	23.98%
Family Health Centre Pang	30.08%
Family Health Centre Thanalur	62.81%
Family Health Centre Kuzhimanna	69.12%

3.4 e-Health Performance - Pharmacy Usage in PHCs/FHCs/UPHCs

Pharmacy usage is calculated as (Pharmacy Prescription Count / Total Visits) *100

Malappuram district stands at the last second last position in Pharmacy Usage with 23.19%.



Pharmacy Usage in PHCs/FHCs/UPHCs

Hospital	Pharmacy Usage %
Family Health Centre Pulikkal	95.00%
Family Health Centre Parappanangadi	92.00%
Family Health Centre A R Nagar	91.00%
Family Health Centre Chokkad	90.00%
Family Health Centre Vazhikkadavu	89.00%
Family Health Centre Thazhekod	62.00%
Family Health Centre Morayur	57.00%
Family Health Centre Ponmala	51.00%
Family Health Centre Karulai	20.00%
Family Health Centre Marakkara	16.00%

Hospital	Pharmacy Usage %
Family Health Centre Chaliyar	0.00%
Family Health Centre Kuzhimanna	0.00%
Family Health Centre Nannambra	0.00%
Family Health Centre Pandikkad	0.00%
Family Health Centre Porur	0.00%
Family Health Centre Thanalur	0.00%
Family Health Centre Thirunavaya	0.00%
Family Health Centre Edayur	5.00%
Family Health Centre Pang	6.00%
Family Health Centre Marakkara	16.00%
Family Health Centre Karulai	20.00%

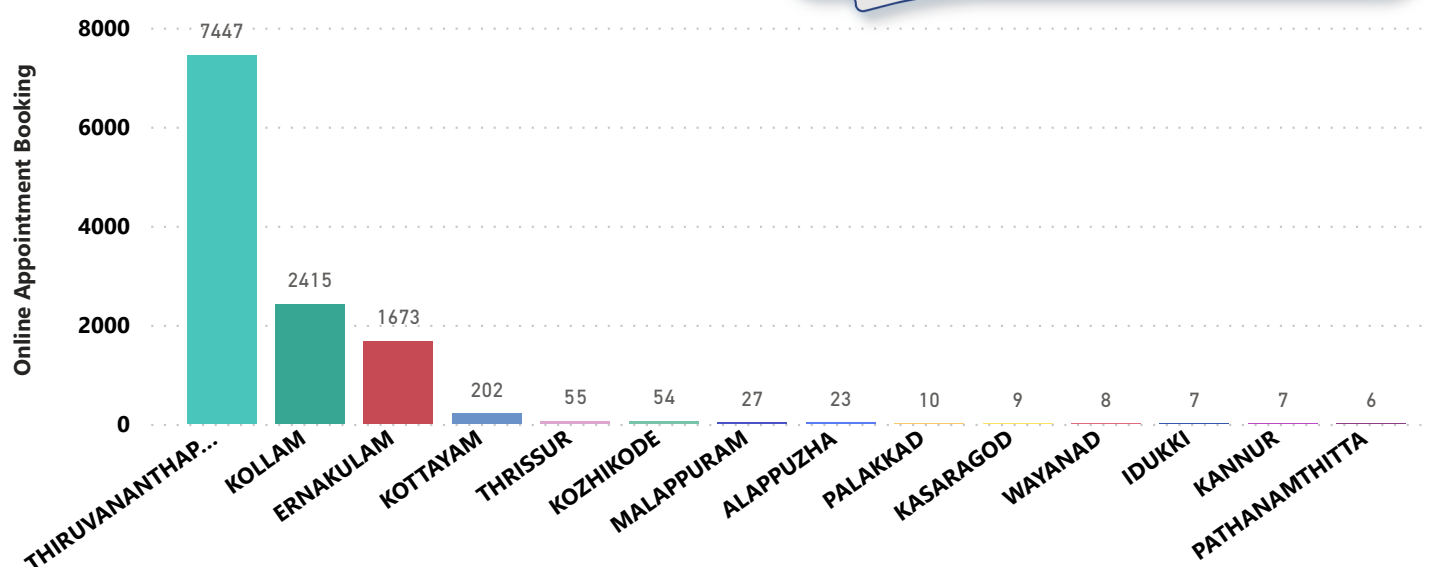
4. Status of Modules started in Hospitals

District wise status of live institutions and the count of various modules [Reception, OP Consultation, Lab, Pharmacy] started.

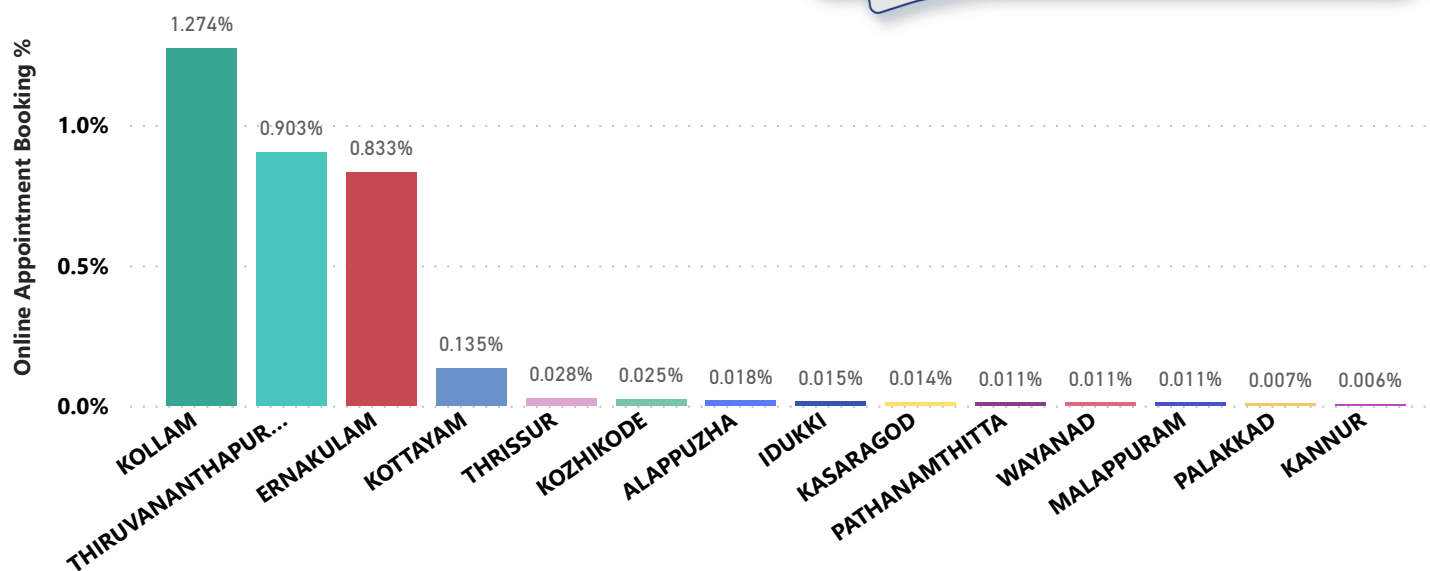
District Name	Live Institutions	Reception	Consultation	Lab	Pharmacy
THIRUVANANTHAPURAM	103	98 (95.1%)	87 (84.5%)	77 (74.8%)	74 (71.8%)
THRISSUR	54	52 (96.3%)	48 (88.9%)	37 (68.5%)	46 (85.2%)
MALAPPURAM	47	34 (72.3%)	24 (51.1%)	13 (27.7%)	13 (27.7%)
KOZHIKODE	38	30 (78.9%)	24 (63.2%)	16 (42.1%)	19 (50.%)
PALAKKAD	38	37 (97.4%)	36 (94.7%)	29 (76.3%)	17 (44.7%)
ERNAKULAM	34	27 (79.4%)	23 (67.6%)	11 (32.4%)	16 (47.1%)
KANNUR	27	26 (96.3%)	24 (88.9%)	18 (66.7%)	12 (44.4%)
KOLLAM	22	22 (100.%)	22 (100.%)	22 (100.%)	22 (100.%)
KOTTAYAM	22	21 (95.5%)	20 (90.9%)	10 (45.5%)	18 (81.8%)
KASARAGOD	19	19 (100.%)	19 (100.%)	15 (78.9%)	14 (73.7%)
ALAPPUZHA	18	18 (100.%)	17 (94.4%)	15 (83.3%)	16 (88.9%)
IDUKKI	17	17 (100.%)	15 (88.2%)	11 (64.7%)	13 (76.5%)
PATHANAMTHITTA	17	17 (100.%)	15 (88.2%)	11 (64.7%)	10 (58.8%)
WAYANAD	15	15 (100.%)	14 (93.3%)	14 (93.3%)	12 (80.%)
Total	471	433 (91.9%)	388 (82.4%)	299 (63.5%)	302 (64.1%)

5. Percentage of Online Appointment Booking in Hospitals

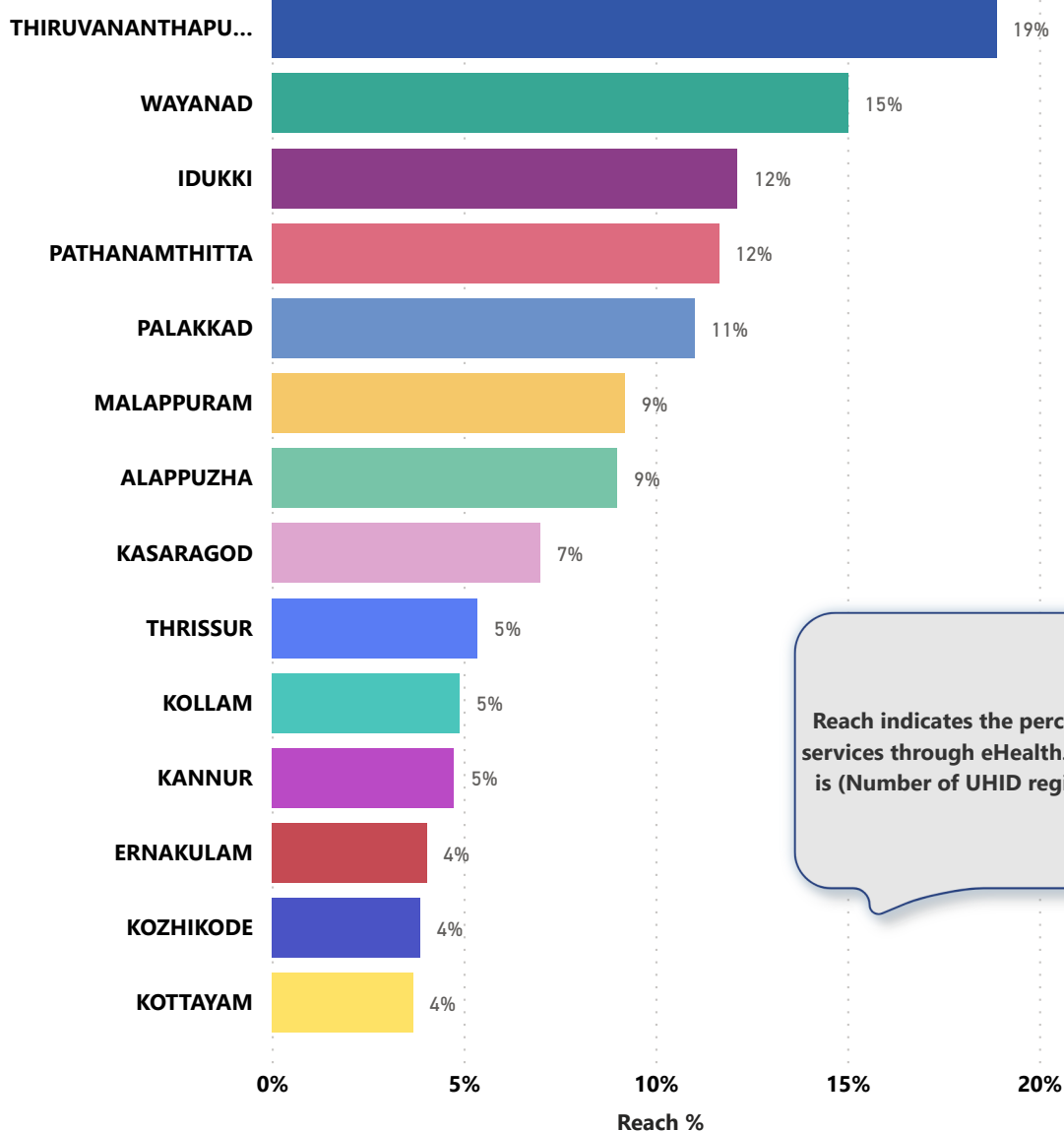
District-wise count of Online appointments taken during the month of October '22. Malappuram district stands at 7th position in the case of Online appointments.



District-wise percentage of online appointment booking up on OP visits for the month of October '22. Calculation is performed as (Online Visits / OP Visits) * 100 %.



6. eHealth Performance - Reach



Reach indicates the percentage of population availing services through eHealth. The formula used to calculate is $(\text{Number of UHID registered} / \text{Population}) * 100 \%$.

7. Public Health Survey Status

