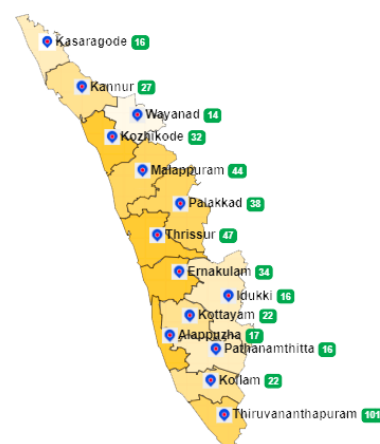


1. eHealth Kerala - Vital Statistics

Live Institutions	38
Medical College Hospitals	1
PHCs/FHCs	36
CHCs	0
DHs/GHs	0
PH Labs	0
Other(Inc UPHCs,Taluk Hospitals)	1



2. Highlights



- Reception Module started in 36 of 37 PHC/FHC/UPHC institutions.
- Palakkad district stands at 6th position (up by 2) in the case of OP consultation with the value of 78.79%.
- Palakkad district stands at 9th position (up by 4) in the case of Online appointments.



- District remains at:
 - position 5 in overall performance ranking of districts based on PHCs/FHCs/UPHCs.
 - position 10 in Pharmacy Usage (37.66%).
 - position 6 in UHID Visits (37.11%).
- The district remains at position 9 in house survey completion (0.77%) and at position 7 in member survey completion (0.07%).
- The district remains at 5th position in reach rank which indicates UHID registration proportionate to the population.


3. eHealth - District Ranking Matrix Based on Performance of PHCs/FHCs/UPHCs

The ranking matrix showcase the district performance in providing eHealth services through PHCs/FHCs/UPHCs based on six different parameters. These parameters include whether the reception module is started or not, UHID Visits, Doctor Consultation, Pharmacy Usage, Lab Usage and number of Live Institutions. Based on the ranking, the districts are classified into three broad categories, the best performing districts, the average performing districts and the low performing districts.

The best performing districts should strive to continue to remain in the same position, whereas the average performing as well as the low performing districts should strive to reach to the 'top four' league.

The ranking matrix for the month of October '22 is given below:

District	Rank
WAYANAD	1
IDUKKI	2
KOLLAM	2
THIRUVANANTHAPURAM	2
ALAPPUZHA	3
PATHANAMTHITTA	4
THRISSUR	4
KOTTAYAM	5
KOZHIKODE	5
PALAKKAD	5
KANNUR	6
KASARAGOD	7
ERNAKULAM	8
MALAPPURAM	9

 Best performing
 Average performing
 Low performing

3. eHealth - Institution Level Ranking of PHCs/FHCs/UPHCs

Hospital	Rank
Family Health Centre Kavassery	1
Family Health Centre Ozhalapathy	1
Family Health Centre Kuthanur	2
Family Health Centre Peruvemba	2
Family Health Centre Mankara	3
Family Health Centre Mannur	3
Family Health Centre Mathur	3
Family Health Centre Vaniyamkulam	3
Family Health Centre Nella	4
Family Health Centre Pudur	4
Family Health Centre Vandazhi	4
Family Health Centre Kalladikode	5
Family Health Centre Kizhakkencherry	5
Family Health Centre Vannamada	5
Family Health Centre Puthucode	6
Family Health Centre Sreekrishnapuram	6
Family Health Centre Adakkaputhur	7
Family Health Centre Anakkatty	7
Family Health Centre Ayalur	7
Family Health Centre Keralassery	7
Urban Primary Health Centre Kulappully	7
Family Health Centre Pallipuram Palakkad	8
Family Health Centre Kanhirapuzha	9
Family Health Centre Pattithara	9
Family Health Centre Pookottukavu	9
Family Health Centre Kappoor	10
Family Health Centre Kumbidi	10
Family Health Centre Nanniode	10
Family Health Centre Peringottukurissi	10
Family Health Centre Kumaranellur	11
Family Health Centre Chalavara	12
Family Health Centre Elambulassery	12
Family Health Centre Kuniserry	12
Family Health Centre Pallassana	12
Family Health Centre Parli	12
Family Health Centre Kollengode	13

3.1 eHealth Performance - Reception Module

Reception Module is considered to be functional in a PHC/FHC/UPHC only if the number of total visits for the month is of minimum 500.

Reception module started in 36 out of 37 PHCs/FHCs/UPHCs

District	PHC/FHC/UPHC Count	PHC/FHC/UPHC with Reception	% of PHC/FHC/UPHC with Reception
ALAPPUZHA	17	17	100.00%
IDUKKI	16	16	100.00%
KASARAGOD	19	19	100.00%
KOLLAM	20	20	100.00%
PATHANAMTHITTA	16	16	100.00%
WAYANAD	15	15	100.00%
PALAKKAD	37	36	97.00%
KANNUR	27	26	96.00%
THRISSUR	51	49	96.00%
KOTTAYAM	21	20	95.00%
THIRUVANANTHAPURAM	66	63	95.00%
ERNAKULAM	31	26	84.00%
KOZHIKODE	29	24	83.00%
MALAPPURAM	46	35	76.00%

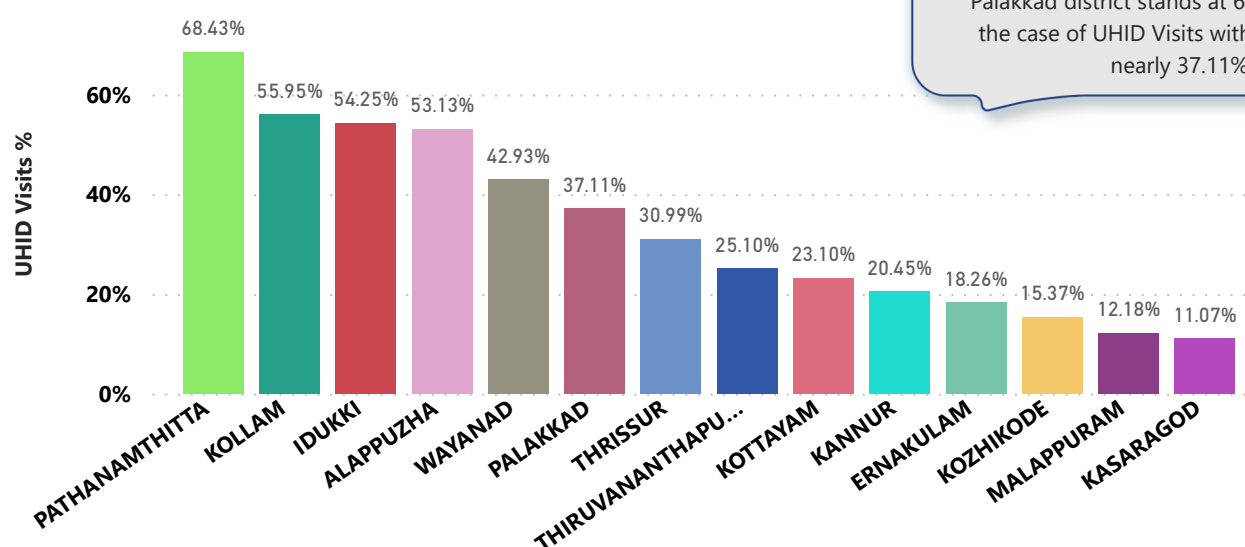
Institutions where the reception module is either not started or not using

Hospital Name

Family Health Centre Vellinezhi

3.2 e-Health Performance - UHID Visits

UHID Visit % is calculated as (UHID Visits / Total Visit) *100



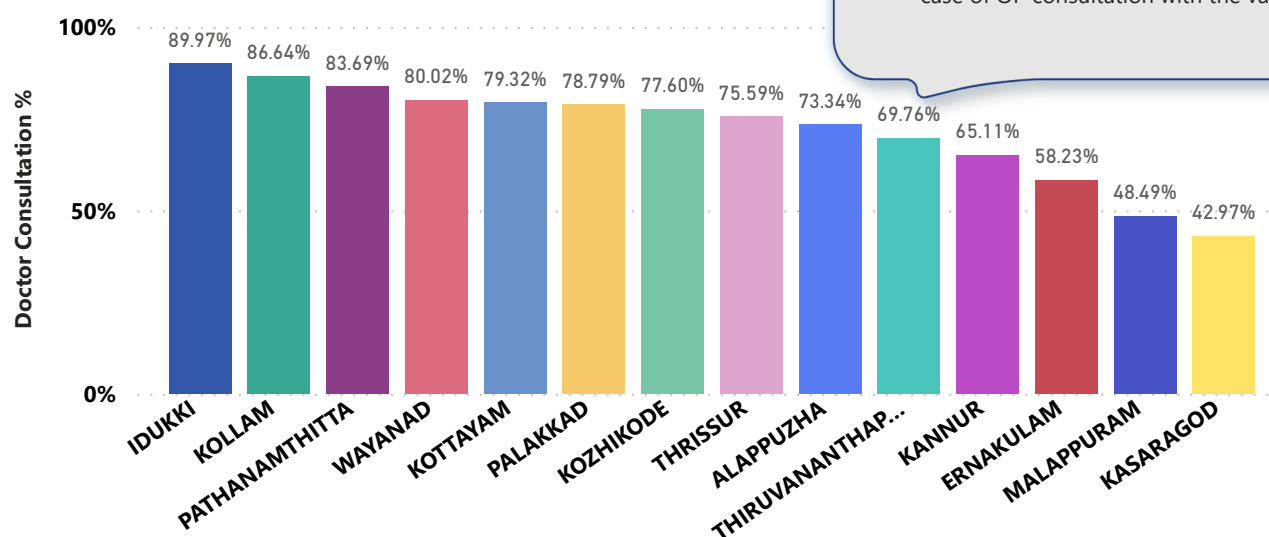
PHCs/FHCs/UPHCs based on UHID Visits

Institutions with atleast 100 UHID visits are listed here.

Hospital	UHID Visit %
Family Health Centre Kavassery	85.00%
Family Health Centre Pallipuram Palakkad	81.00%
Family Health Centre Kizhakkencherry	74.00%
Family Health Centre Mannur	73.00%
Family Health Centre Kuthanur	72.00%
Family Health Centre Vaniyamkulam	71.00%
Family Health Centre Keralassery	67.00%
Family Health Centre Peruvemba	66.00%
Family Health Centre Ozhalapathy	62.00%
Family Health Centre Mankara	59.00%
Family Health Centre Puthucode	56.00%

Hospital	UHID Visit %
Family Health Centre Kollengode	3.00%
Family Health Centre Chalavara	4.00%
Family Health Centre Kalladikode	5.00%
Family Health Centre Pattithara	7.00%
Family Health Centre Pookottukavu	14.00%
Family Health Centre Pudur	14.00%
Family Health Centre Nanniode	20.00%
Family Health Centre Adakkaputhur	23.00%
Family Health Centre Sreekrishnapuram	24.00%
Family Health Centre Ayalur	26.00%
Family Health Centre Mathur	35.00%

3.3 e-Health Performance - Doctor Consultation



Doctor Consultation Percentage in PHCs/FHCs/UPHCs

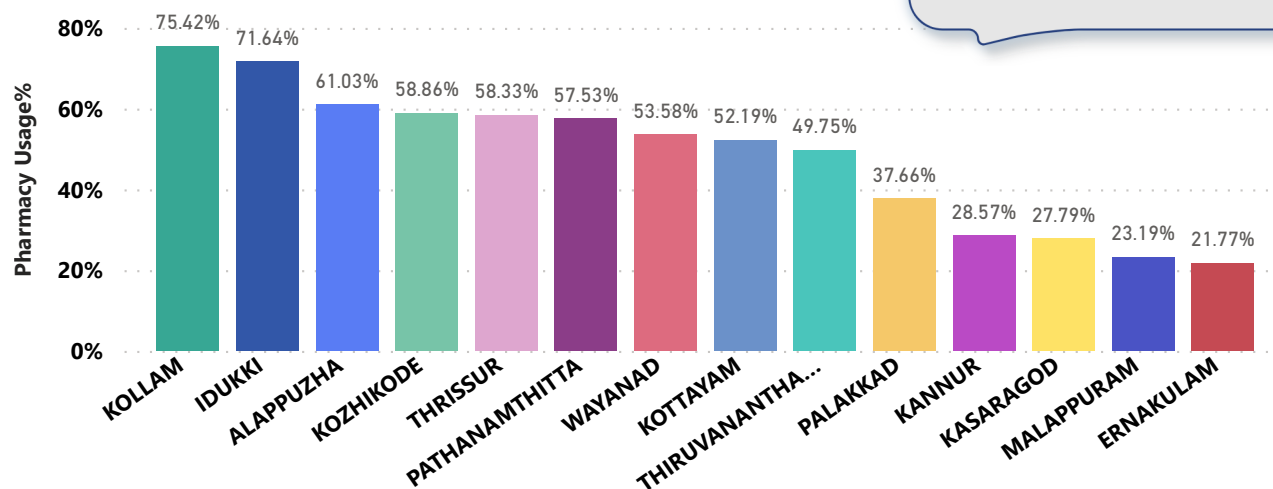
Hospital	Doctor Consultation %
Family Health Centre Mannur	99.59%
Family Health Centre Peruvemba	99.25%
Family Health Centre Mathur	98.91%
Family Health Centre Vaniyamkulam	98.64%
Family Health Centre Vandazhi	98.51%
Family Health Centre Adakkaputhur	98.51%
Family Health Centre Sreekrishnapuram	98.34%
Family Health Centre Kavassery	96.68%
Family Health Centre Nellore	96.03%
Family Health Centre Pookottukavu	94.71%
Family Health Centre Ayalur	94.41%
Family Health Centre Kuthanur	94.27%
Family Health Centre Kanhipuram	93.03%

Hospital	Doctor Consultation %
Family Health Centre Kollengode	15.21%
Family Health Centre Kumaranellur	16.64%
Family Health Centre Parli	48.79%
Family Health Centre Peringottukurissi	64.08%
Family Health Centre Chalavara	67.53%
Family Health Centre Nannode	68.48%
Family Health Centre Kumbidi	69.37%
Family Health Centre Pallipuram Palakkad	70.20%
Urban Primary Health Centre Kulappully	74.20%
Family Health Centre Vannamada	74.91%
Family Health Centre Puthucode	79.85%
Family Health Centre Mankara	85.94%
Family Health Centre Kalladikode	86.03%

3.4 e-Health Performance - Pharmacy Usage in PHCs/FHCs/UPHCs

Pharmacy usage is calculated as (Pharmacy Prescription Count / Total Visits) *100

The palakkad district stands at position 10 in Pharmacy Usage with 37.66%.



Pharmacy Usage in PHCs/FHCs/UPHCs

Hospital	Pharmacy Usage %
Family Health Centre Vandazhi	93.00%
Family Health Centre Peruvemba	90.00%
Family Health Centre Vaniyamkulam	90.00%
Family Health Centre Kavassery	89.00%
Family Health Centre Mathur	89.00%
Family Health Centre Nellaya	89.00%
Family Health Centre Kuthanur	86.00%
Family Health Centre Sreekrishnapuram	85.00%
Family Health Centre Mankara	82.00%
Family Health Centre Kalladikode	81.00%
Family Health Centre Ozhalapathy	81.00%
Family Health Centre Pudur	81.00%
Family Health Centre	78.00%

Hospital	Pharmacy Usage %
Family Health Centre Adakkaputhur	0.00%
Family Health Centre Chalavara	0.00%
Family Health Centre Kanhirapuzha	0.00%
Family Health Centre Keralassery	0.00%
Family Health Centre Kollengode	0.00%
Family Health Centre Kumaranellur	0.00%
Family Health Centre Kumbidi	0.00%
Family Health Centre Nanniode	0.00%
Family Health Centre Pallipuram	0.00%
Palakkad	0.00%
Family Health Centre Parli	0.00%
Family Health Centre Pattithara	0.00%
Family Health Centre Peringottukurissi	0.00%
Family Health Centre	0.00%

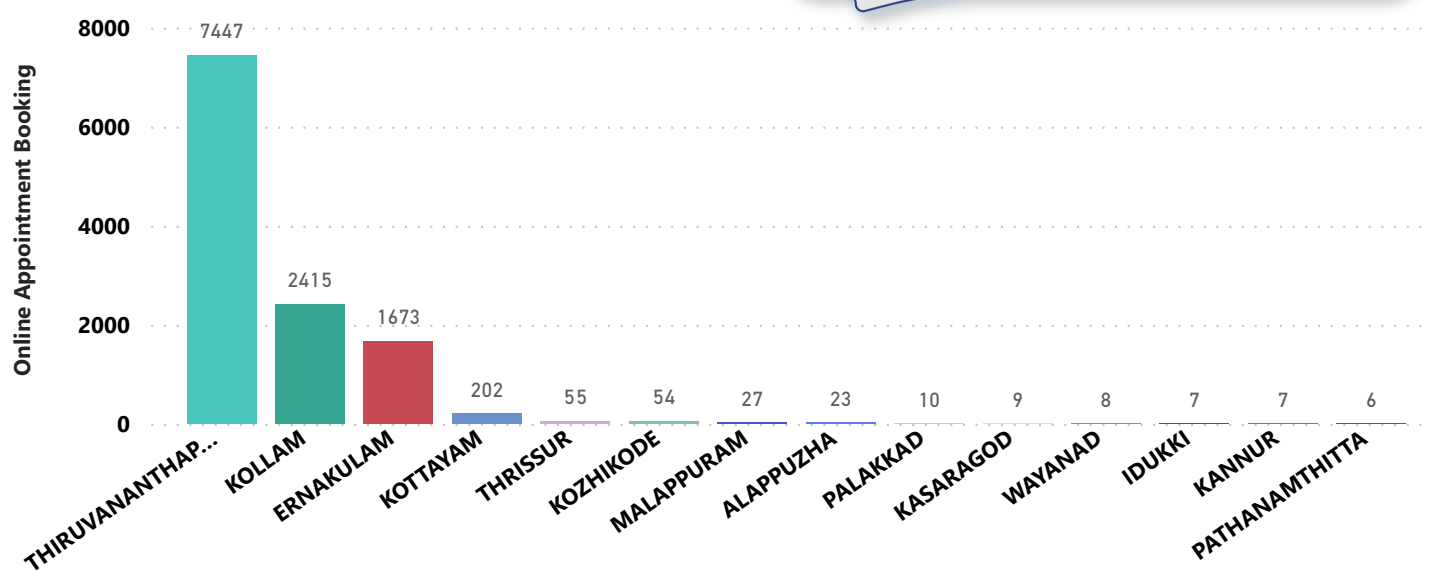
4. Status of Modules started in Hospitals

District wise status of live institutions and the count of various modules [Reception, OP Consultation, Lab, Pharmacy] started.

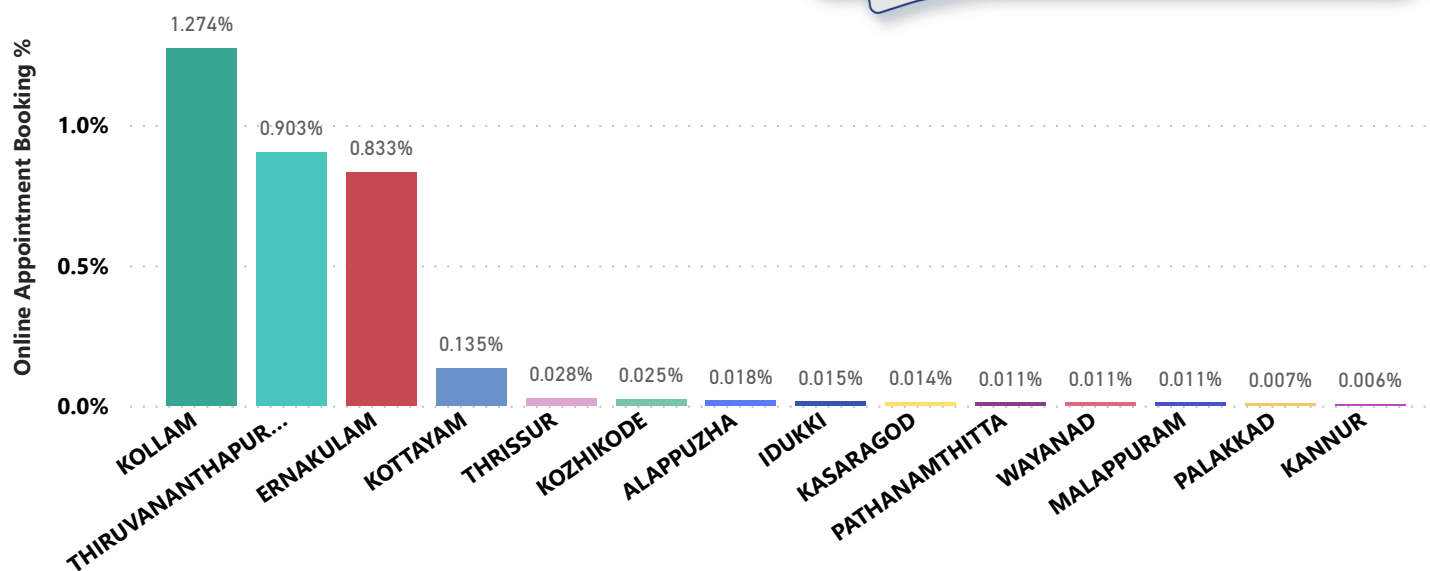
District Name	Live Institutions	Reception	Consultation	Lab	Pharmacy
THIRUVANANTHAPURAM	103	98 (95.1%)	87 (84.5%)	77 (74.8%)	74 (71.8%)
THRISSUR	54	52 (96.3%)	48 (88.9%)	37 (68.5%)	46 (85.2%)
MALAPPURAM	47	34 (72.3%)	24 (51.1%)	13 (27.7%)	13 (27.7%)
KOZHIKODE	38	30 (78.9%)	24 (63.2%)	16 (42.1%)	19 (50.%)
PALAKKAD	38	37 (97.4%)	36 (94.7%)	29 (76.3%)	17 (44.7%)
ERNAKULAM	34	27 (79.4%)	23 (67.6%)	11 (32.4%)	16 (47.1%)
KANNUR	27	26 (96.3%)	24 (88.9%)	18 (66.7%)	12 (44.4%)
KOLLAM	22	22 (100.%)	22 (100.%)	22 (100.%)	22 (100.%)
KOTTAYAM	22	21 (95.5%)	20 (90.9%)	10 (45.5%)	18 (81.8%)
KASARAGOD	19	19 (100.%)	19 (100.%)	15 (78.9%)	14 (73.7%)
ALAPPUZHA	18	18 (100.%)	17 (94.4%)	15 (83.3%)	16 (88.9%)
IDUKKI	17	17 (100.%)	15 (88.2%)	11 (64.7%)	13 (76.5%)
PATHANAMTHITTA	17	17 (100.%)	15 (88.2%)	11 (64.7%)	10 (58.8%)
WAYANAD	15	15 (100.%)	14 (93.3%)	14 (93.3%)	12 (80.%)
Total	471	433 (91.9%)	388 (82.4%)	299 (63.5%)	302 (64.1%)

5. Percentage of Online Appointment Booking in Hospitals

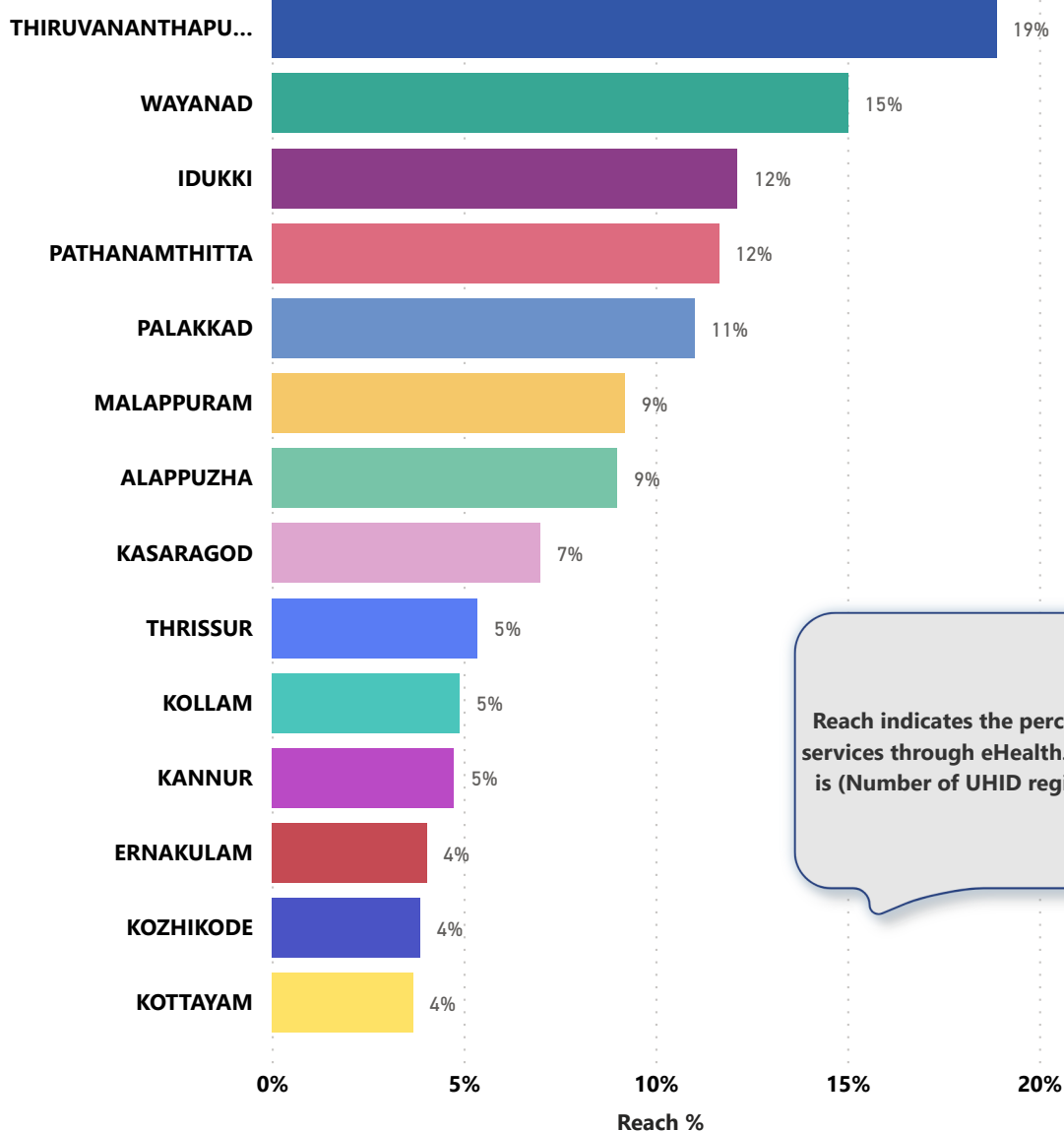
District-wise count of Online appointments taken during the month of October '22. Palakkad district stands at 9th position(up by 4) in the case of Online appointments.



District-wise percentage of online appointment booking up on OP visits for the month of October '22. Calculation is performed as (Online Visits / OP Visits) * 100 %.



6. eHealth Performance - Reach



Reach indicates the percentage of population availing services through eHealth. The formula used to calculate is $(\text{Number of UHID registered} / \text{Population}) * 100 \%$.

7. Public Health Survey Status

