

1. eHealth Kerala - Vital Statistics

Live Institutions	17
Medical College Hospitals	1
PHCs/FHCs	16
CHCs	0
DHs/GHs	0
PH Labs	0
Other(Inc UPHCs,Taluk Hospitals)	0



2. Highlights



- The district remains at position 4 in overall performance ranking of districts based on PHCs/FHCs/UPHCs.
- Reception module started in all PHCs/FHCs/UPHCs of the Pathanamthitta district.
- District remains at position 1 in UHID Visits (68%,up by 2%).
- PTA stands at position 3 in Doctor Consultation (83%,up by 1%).
- The district is at position 4 in reach rank which indicates UHID registration proportionate to the population.



- The district is at position 14(down by 4) in the number of online appointment booking.
- District remains at :
 - - position 6(down by 4) in Pharmacy Usage(57%)
- The district is at position 6 in house survey completion (3.36%) and at position 6 in member survey completion(0.1%).


3. eHealth - District Ranking Matrix Based on Performance of PHCs/FHCs/UPHCs

The ranking matrix showcase the district performance in providing eHealth services through PHCs/FHCs/UPHCs based on six different parameters. These parameters include whether the reception module is started or not, UHID Visits, Doctor Consultation, Pharmacy Usage, Lab Usage and number of Live Institutions. Based on the ranking, the districts are classified into three broad categories, the best performing districts, the average performing districts and the low performing districts.

The best performing districts should strive to continue to remain in the same position, whereas the average performing as well as the low performing districts should strive to reach to the 'top four' league.

The ranking matrix for the month of October '22 is given below:

District	Rank
WAYANAD	1
IDUKKI	2
KOLLAM	2
THIRUVANANTHAPURAM	2
ALAPPUZHA	3
PATHANAMTHITTA	4
THRISSUR	4
KOTTAYAM	5
KOZHIKODE	5
PALAKKAD	5
KANNUR	6
KASARAGOD	7
ERNAKULAM	8
MALAPPURAM	9

 Best performing
 Average performing
 Low performing

3. eHealth - Institution Level Ranking of PHCs/FHCs/UPHCs

Hospital	Rank
Family Health Centre Koipuram	1
Family Health Centre Chennerkara	2
Family Health Centre Mezhuveli	2
Family Health Centre Pallickal	2
Family Health Centre Kottangal	3
Family Health Centre Naranammoozhy	4
Family Health Centre Thannithodu	4
Family Health Centre Vadasserikara	4
Family Health Centre Anicad	5
Family Health Centre Kizakke Othara	5
Family Health Centre Pandalam	5
Family Health Centre Chandanappally	6
Family Health Centre Ezhamkulam	7
Family Health Centre Kadammanitta	7
Family Health Centre Chittar	8
Family Health Centre Niranam	8

3.1 eHealth Performance - Reception Module

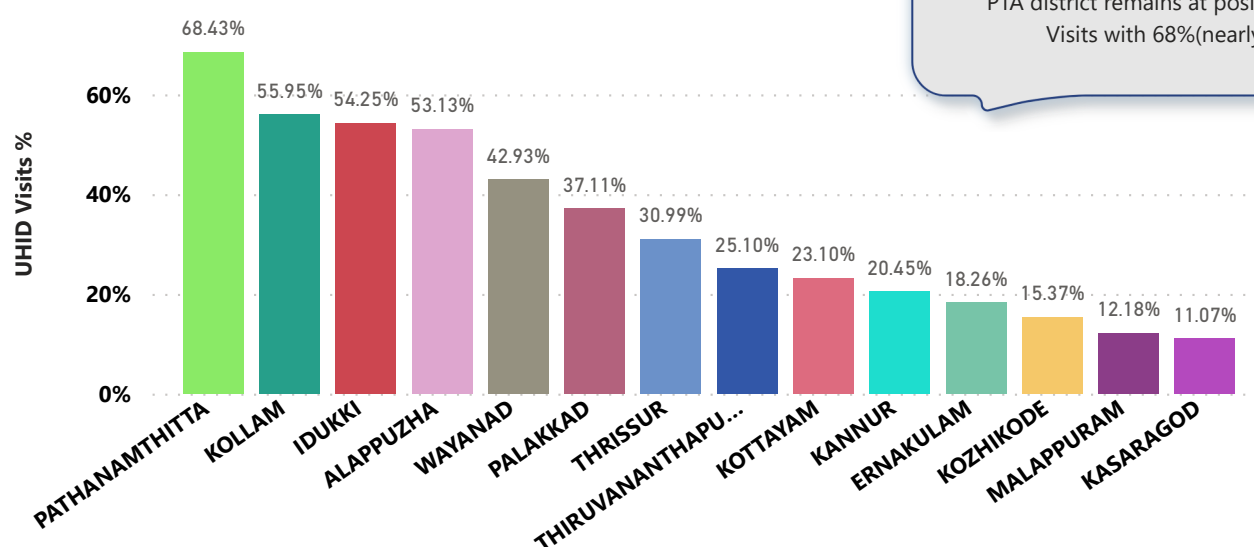
Reception Module is considered to be functional in a PHC/FHC/UPHC only if the number of total visits for the month is of minimum 500.

Reception module started in all PHCs/FHCs/UPHCs

District	PHC/FHC/UPHC Count	PHC/FHC/UPHC with Reception	% of PHC/FHC/UPHC with Reception
ALAPPUZHA	17	17	100.00%
IDUKKI	16	16	100.00%
KASARAGOD	19	19	100.00%
KOLLAM	20	20	100.00%
PATHANAMTHITTA	16	16	100.00%
WAYANAD	15	15	100.00%
PALAKKAD	37	36	97.00%
KANNUR	27	26	96.00%
THRISSUR	51	49	96.00%
KOTTAYAM	21	20	95.00%
THIRUVANANTHAPURAM	66	63	95.00%
ERNAKULAM	31	26	84.00%
KOZHIKODE	29	24	83.00%
MALAPPURAM	46	35	76.00%

3.2 e-Health Performance - UHID Visits

UHID Visit % is calculated as (UHID Visits / Total Visit) *100

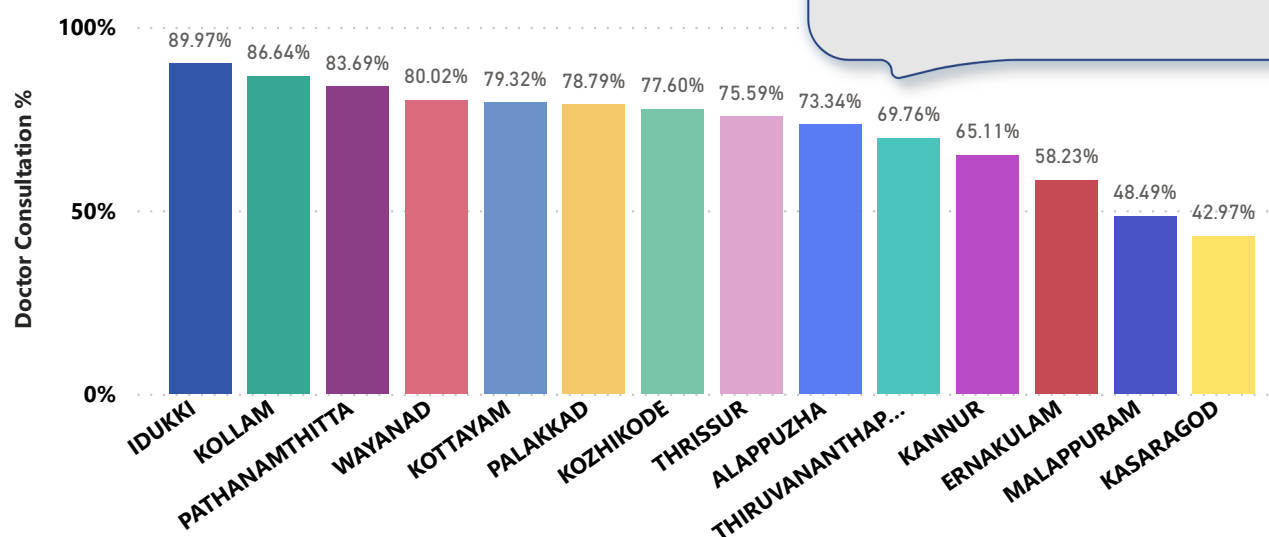


PHCs/FHCs/UPHCs based on UHID Visits

Institutions with atleast 100 UHID visits are listed here.

Hospital	UHID Visit %
Family Health Centre Naranammoozhy	90.00%
Family Health Centre Pallickal	87.00%
Family Health Centre Thannithodu	87.00%
Family Health Centre Kottangal	86.00%
Family Health Centre Anicad	84.00%
Family Health Centre Vadasserikara	84.00%
Family Health Centre Mezhuveli	81.00%
Family Health Centre Ezhamkulam	69.00%
Family Health Centre Chennerkara	68.00%
Family Health Centre Chittar	68.00%
Family Health Centre Koipuram	63.00%
Family Health Centre Kadammanitta	57.00%
Family Health Centre Kizakke Othara	53.00%
Family Health Centre Pandalam	53.00%
Family Health Centre Chandanappally	46.00%
Family Health Centre Niranam	41.00%

3.3 e-Health Performance - Doctor Consultation



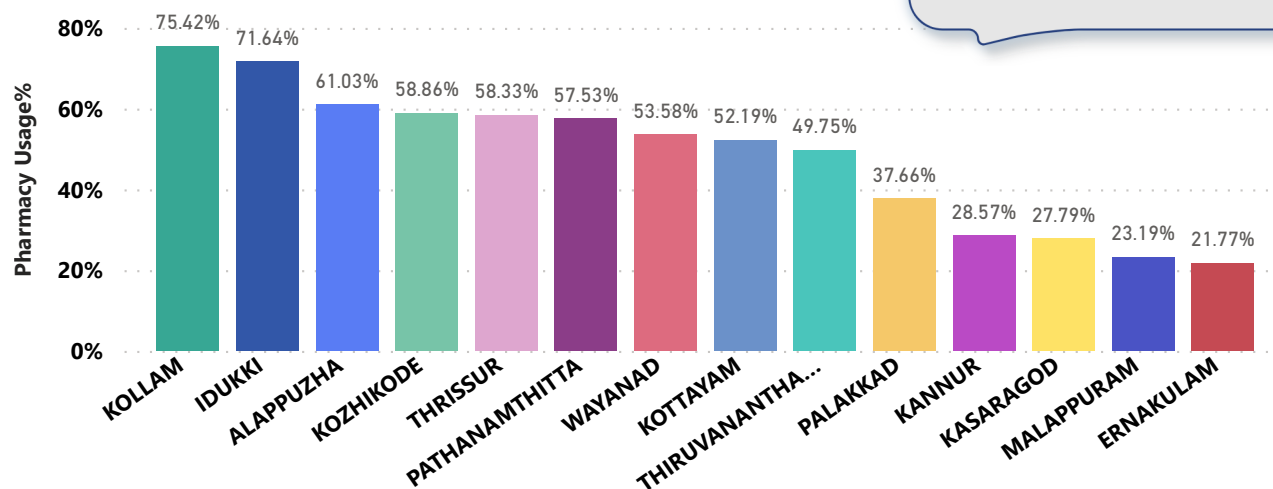
Doctor Consultation Percentage in PHCs/FHCs/UPHCs

Hospital	Doctor Consultation %
Family Health Centre Vadasserikara	99.65%
Family Health Centre Mezhuveli	99.38%
Family Health Centre Pallickal	98.95%
Family Health Centre Naranammoozhy	98.83%
Family Health Centre Kottangal	97.45%
Family Health Centre Koipuram	95.56%
Family Health Centre Chennerkara	95.01%
Family Health Centre Pandalam	91.33%
Family Health Centre Chandanappally	90.73%
Family Health Centre Anicad	90.21%
Family Health Centre Kizakke Othara	87.82%
Family Health Centre Thannithodu	84.40%
Family Health Centre Kadammanitta	78.73%
Family Health Centre Ezhamkulam	61.39%
Family Health Centre Niranam	58.69%
Family Health Centre Chittar	0.00%

3.4 e-Health Performance - Pharmacy Usage in PHCs/FHCs/UPHCs

Pharmacy usage is calculated as (Pharmacy Prescription Count / Total Visits) *100

The PTA district remains at position 6 in Pharmacy Usage with 57%(down by 4%).



Pharmacy Usage in PHCs/FHCs/UPHCs

Hospital	Pharmacy Usage %
Family Health Centre Vadasserikara	92.00%
Family Health Centre Mezhuveli	91.00%
Family Health Centre Chennerkara	90.00%
Family Health Centre Kottangal	90.00%
Family Health Centre Pallickal	88.00%
Family Health Centre Naranammoozhy	87.00%
Family Health Centre Koipuram	84.00%
Family Health Centre Thannithodu	83.00%
Family Health Centre Pandalam	76.00%
Family Health Centre Kizakke Othara	70.00%
Family Health Centre Anicad	0.00%
Family Health Centre Chandanappally	0.00%
Family Health Centre Chittar	0.00%
Family Health Centre Ezhamkulam	0.00%
Family Health Centre Kadammanitta	0.00%
Family Health Centre Niranam	0.00%

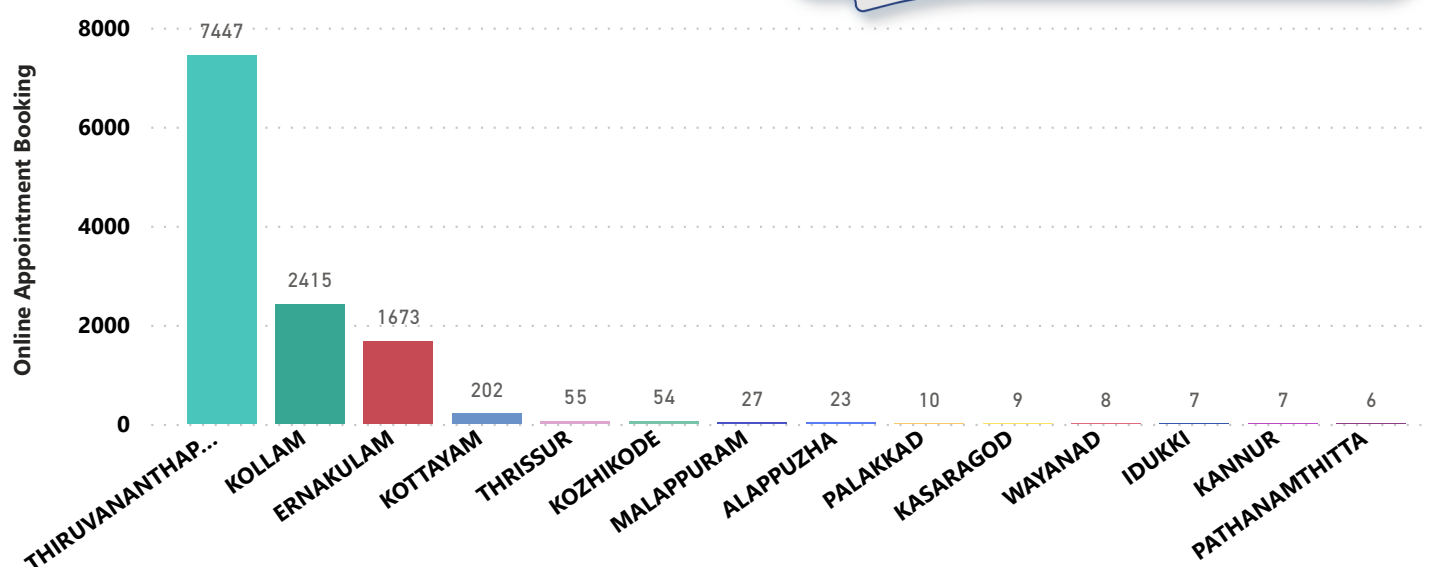
4. Status of Modules started in Hospitals

District wise status of live institutions and the count of various modules [Reception, OP Consultation, Lab, Pharmacy] started.

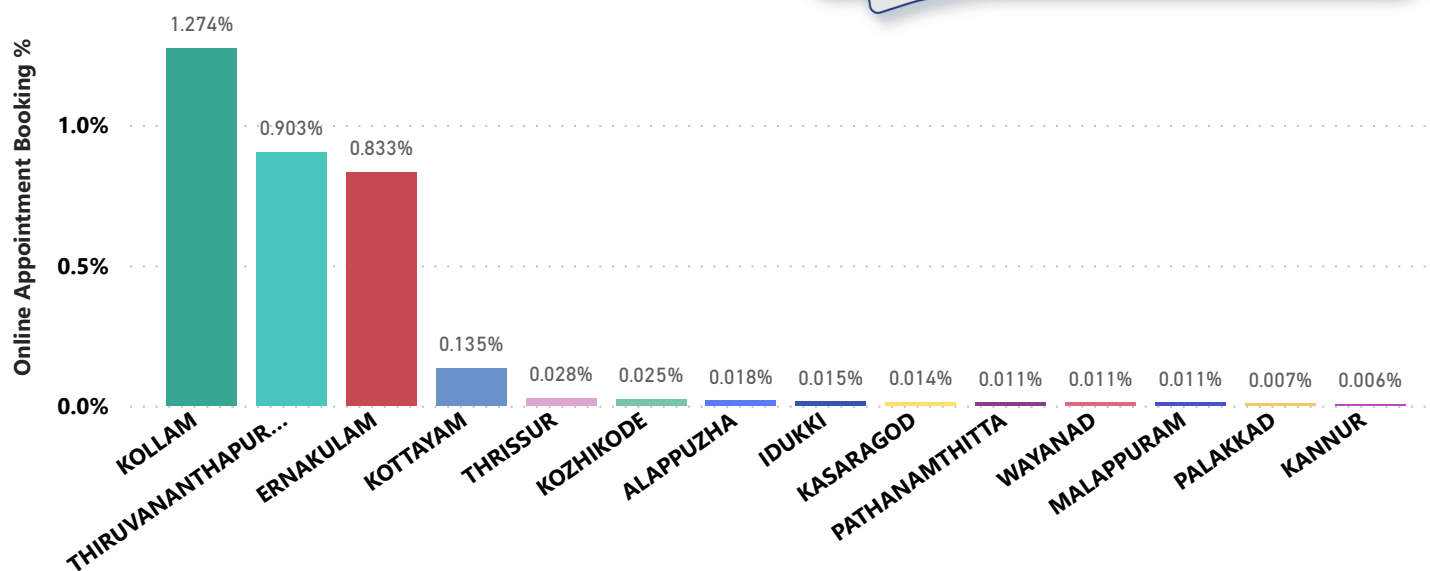
District Name	Live Institutions	Reception	Consultation	Lab	Pharmacy
THIRUVANANTHAPURAM	103	98 (95.1%)	87 (84.5%)	77 (74.8%)	74 (71.8%)
THRISSUR	54	52 (96.3%)	48 (88.9%)	37 (68.5%)	46 (85.2%)
MALAPPURAM	47	34 (72.3%)	24 (51.1%)	13 (27.7%)	13 (27.7%)
KOZHIKODE	38	30 (78.9%)	24 (63.2%)	16 (42.1%)	19 (50.%)
PALAKKAD	38	37 (97.4%)	36 (94.7%)	29 (76.3%)	17 (44.7%)
ERNAKULAM	34	27 (79.4%)	23 (67.6%)	11 (32.4%)	16 (47.1%)
KANNUR	27	26 (96.3%)	24 (88.9%)	18 (66.7%)	12 (44.4%)
KOLLAM	22	22 (100.%)	22 (100.%)	22 (100.%)	22 (100.%)
KOTTAYAM	22	21 (95.5%)	20 (90.9%)	10 (45.5%)	18 (81.8%)
KASARAGOD	19	19 (100.%)	19 (100.%)	15 (78.9%)	14 (73.7%)
ALAPPUZHA	18	18 (100.%)	17 (94.4%)	15 (83.3%)	16 (88.9%)
IDUKKI	17	17 (100.%)	15 (88.2%)	11 (64.7%)	13 (76.5%)
PATHANAMTHITTA	17	17 (100.%)	15 (88.2%)	11 (64.7%)	10 (58.8%)
WAYANAD	15	15 (100.%)	14 (93.3%)	14 (93.3%)	12 (80.%)
Total	471	433 (91.9%)	388 (82.4%)	299 (63.5%)	302 (64.1%)

5. Percentage of Online Appointment Booking in Hospitals

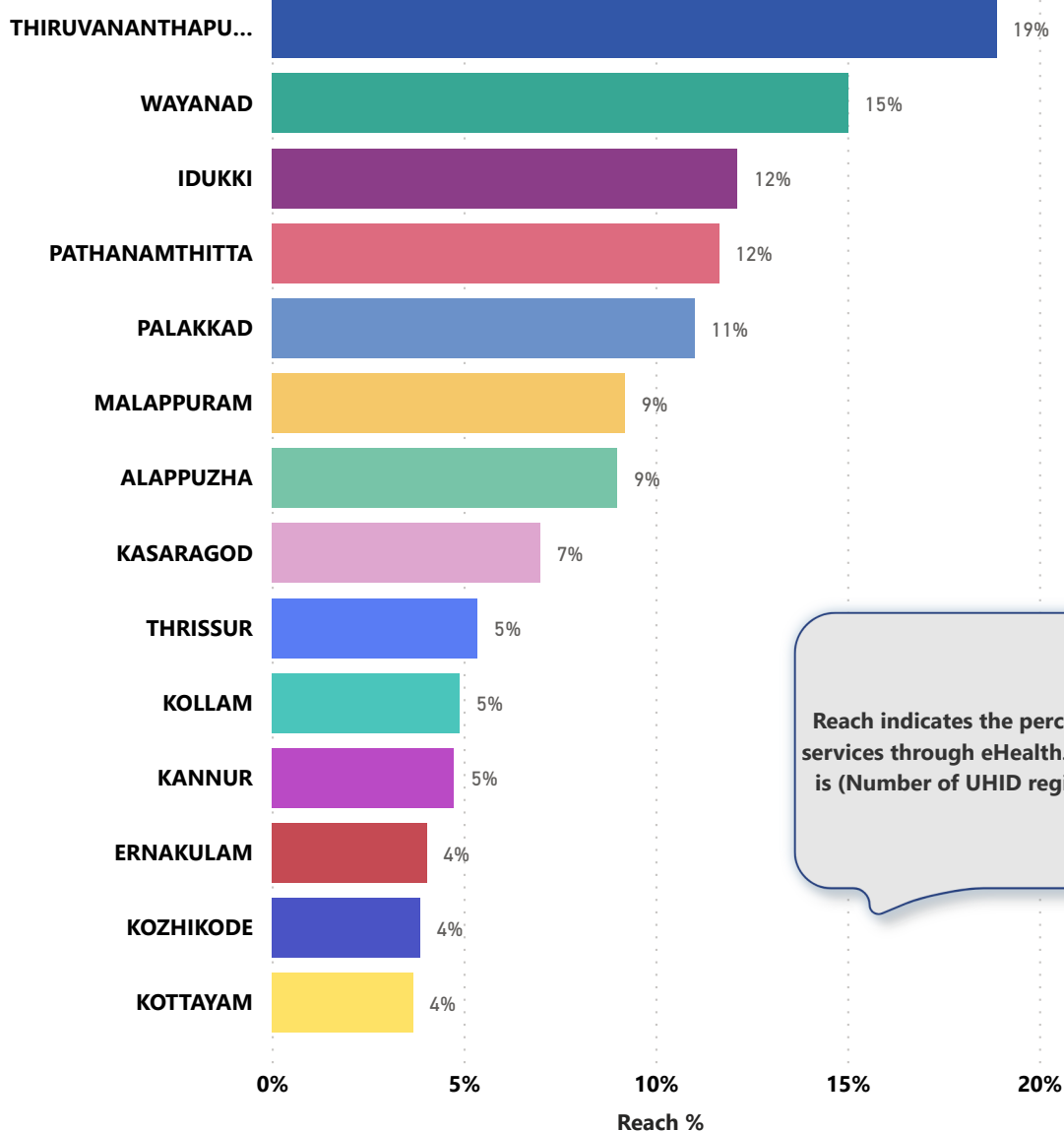
District-wise count of Online appointments taken during the month of October '22. PTA is at position 14 in online appointments.



District-wise percentage of online appointment booking up on OP visits for the month of October '22. Calculation is performed as (Online Visits / OP Visits) * 100 %.



6. eHealth Performance - Reach



Reach indicates the percentage of population availing services through eHealth. The formula used to calculate is $(\text{Number of UHID registered} / \text{Population}) * 100 \%$.

7. Public Health Survey Status

