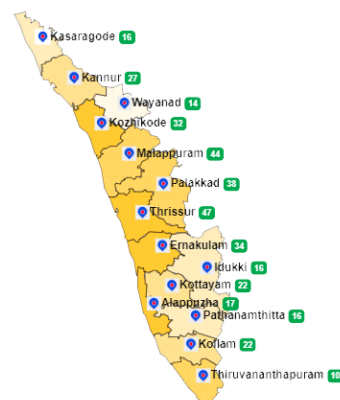


1. eHealth Kerala - Vital Statistics

Live Institutions	471
Medical College Hospitals	13
PHCs/FHCs	373
CHCs	23
DHs/GHs	6
PH Labs	1
Other(Inc UPHCs, Taluk Hospitals)	55



2. Highlights



- eHealth rolled out in 3 new institutions during the month of October' 22.
- Wayanad district tops in overall ranking based on district performance in providing eHealth services through PHCs/FHCs/UPHCs.
- Reception module is functional in all PHCs/FHCs/UPHCs of Alappuzha, Idukki, Kasaragod, Kollam, Pathanamthitta and Wayanad district(100%).
- Highest percentage of UHID Visits was recorded in Pathanamthitta district(nearly 68%).
- Highest percentage of Doctor consultation was recorded in Idukki district(nearly 90%) followed by Kollam and Pathanamthitta districts.
- Highest percentage of Pharmacy Usage was recorded in Kollam district(nearly 75%).
- Thiruvananthapuram district remains at top position in the number of online appointments booking followed by Kollam and Ernakulam.



- Malappuram district remains at the last position in overall performance ranking of districts based on PHCs/FHCs/UPHCs.
- Lowest percentage of UHID Visits was recorded in Kasaragod district (11%).
- Lowest percentage of Doctor Consultation was recorded in Kasaragod district(nearly 43%).
- Lowest percentage of Pharmacy Usage was recorded in Ernakulam and Malappuram districts.
- House survey completion status is less than 5% for majority of the districts, except Thiruvananthapuram(57%),Idukki(43%), Thrissur (42%) and Kannur(31%).
- Member survey completion status is less than 1% for all districts except Thiruvananthapuram (3%).


3. eHealth - District Ranking Matrix Based on Performance of PHCs/FHCs/UPHCs

The ranking matrix showcase the district performance in providing eHealth services through PHCs/FHCs/UPHCs based on six different parameters. These parameters include whether the reception module is started or not, UHID Visits, Doctor Consultation, Pharmacy Usage, Lab Usage and number of Live Institutions. Based on the ranking, the districts are classified into three broad categories, the best performing districts, the average performing districts and the low performing districts.

The best performing districts should strive to continue to remain in the same position, whereas the average performing as well as the low performing districts should strive to reach to the 'top four' league.

The ranking matrix for the month of October '22 is given below:

District	Rank
WAYANAD	1
IDUKKI	2
KOLLAM	2
THIRUVANANTHAPURAM	2
ALAPPUZHA	3
PATHANAMTHITTA	4
THRISSUR	4
KOTTAYAM	5
KOZHIKODE	5
PALAKKAD	5
KANNUR	6
KASARAGOD	7
ERNAKULAM	8
MALAPPURAM	9

 Best performing
 Average performing
 Low performing

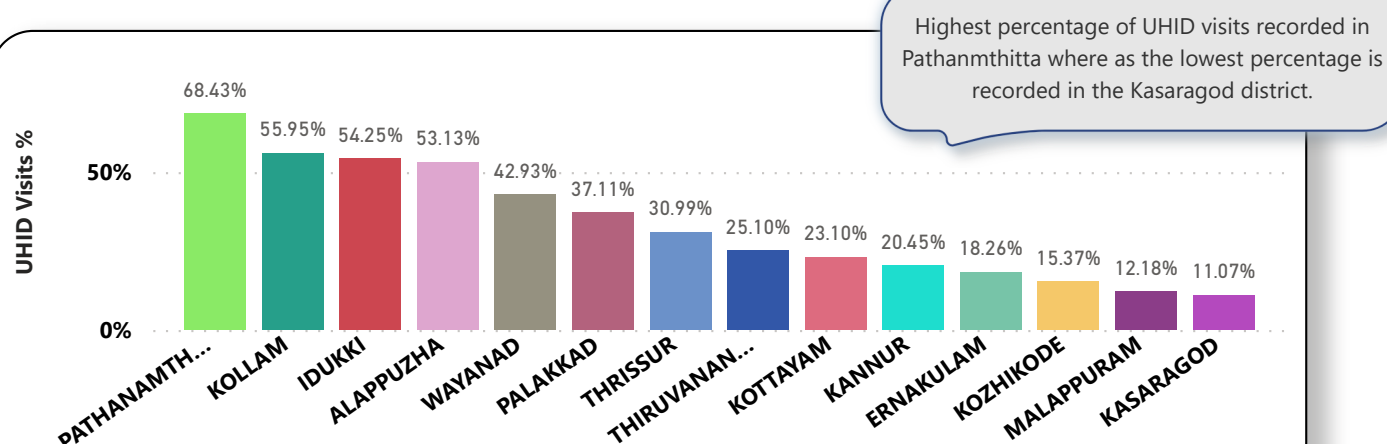
3.1 eHealth Performance - Reception Module

Reception Module is considered to be functional in a PHC/FHC/UPHC only if the number of total visits for the month is of minimum 500.

District	PHC/FHC/UPHC Count	PHC/FHC/UPHC with Reception	% PHC/FHC/UPHC with Reception
ALAPPUZHA	17	17	100.00%
IDUKKI	16	16	100.00%
KASARAGOD	19	19	100.00%
KOLLAM	20	20	100.00%
PATHANAMTHITTA	16	16	100.00%
WAYANAD	15	15	100.00%
PALAKKAD	37	36	97.00%
KANNUR	27	26	96.00%
THRISSUR	51	49	96.00%
KOTTAYAM	21	20	95.00%
THIRUVANANTHAPURAM	66	63	95.00%
ERNAKULAM	31	26	84.00%
KOZHIKODE	29	24	83.00%
MALAPPURAM	46	35	76.00%

3.2 e-Health Performance - UHID Visits

UHID Visit % is calculated as (UHID Visits / Total Visit) *100



PHCs/FHCs/UPHCs based on UHID Visits

Hospital	UHID Visits %	District
URBAN HEALTH CENTRE MANNANTHALA	92.00%	THIRUVANANTHAPURAM
FAMILY HEALTH CENTRE ANAKUDY	90.00%	THIRUVANANTHAPURAM
FAMILY HEALTH CENTRE NARANAMMOOZHY	90.00%	PATHANAMTHITTA
FAMILY HEALTH CENTRE PALICKAL	87.00%	PATHANAMTHITTA
FAMILY HEALTH CENTRE THANNITHODU	87.00%	PATHANAMTHITTA
FAMILY HEALTH CENTRE KOTTANGAL	86.00%	PATHANAMTHITTA
FAMILY HEALTH CENTRE KAVASSERY	85.00%	PALAKKAD
FAMILY HEALTH CENTRE ANICAD	84.00%	PATHANAMTHITTA
FAMILY HEALTH CENTRE PURAKKAD	84.00%	ALAPPUZHA
FAMILY HEALTH CENTRE UMMANNOOR	84.00%	KOLLAM

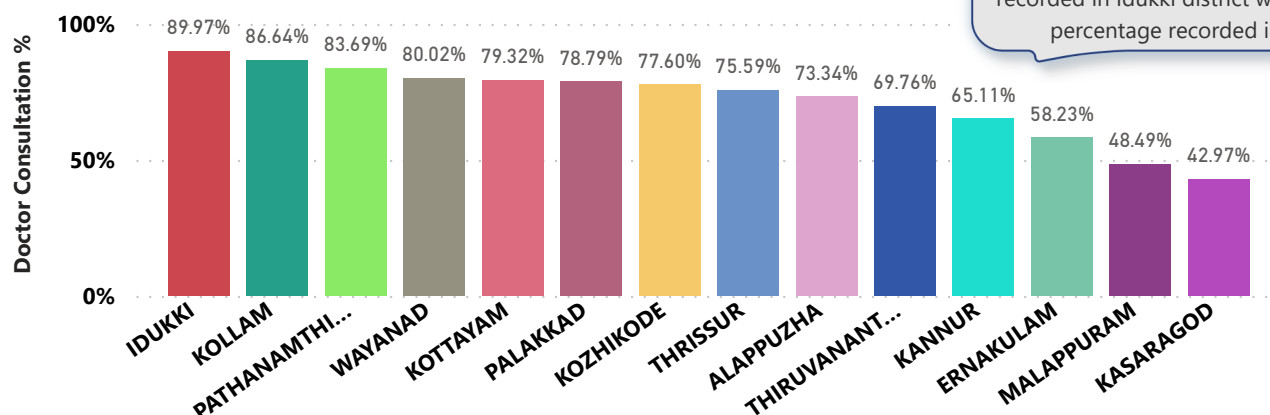
UHID Visit % sorted in descending order.

Hospital	UHID Visits %	District
FAMILY HEALTH CENTRE RAMANATUKARA	1.00%	KOZHIKODE
FAMILY HEALTH CENTRE THANALUR	1.00%	MALAPPURAM
FAMILY HEALTH CENTRE KUZHIMANNA	2.00%	MALAPPURAM
FAMILY HEALTH CENTRE KOLLENGODE	3.00%	PALAKKAD
FAMILY HEALTH CENTRE MARAKKARA	3.00%	MALAPPURAM
FAMILY HEALTH CENTRE PANGAPARA INTEGRATED	3.00%	THIRUVANANTHAPURAM
FAMILY HEALTH CENTRE RAYAMANGALAM	3.00%	ERNAKULAM
FAMILY HEALTH CENTRE VADAKARA	3.00%	KOZHIKODE
FAMILY HEALTH CENTRE CHALAVARA	4.00%	PALAKKAD
FAMILY HEALTH CENTRE CHATTANCHAL	4.00%	KASARAGOD

UHID Visit % sorted in ascending order.

3.3 e-Health Performance - Doctor Consultation

Doctor Consultation % is calculated as (OP Consultation count / OP Visit Count) *100



Doctor Consultation Percentage in PHCs/FHCs/UPHCs

Hospital	Doctor Consultation %	District
FAMILY HEALTH CENTRE POOTHADI	99.90%	WAYANAD
FAMILY HEALTH CENTRE EROOR	99.83%	ERNAKULAM
FAMILY HEALTH CENTRE BRAHMAMANGALAM	99.68%	KOTTAYAM
FAMILY HEALTH CENTRE A R NAGAR	99.65%	MALAPPURAM
FAMILY HEALTH CENTRE VADASSERIKARA	99.65%	PATHANAMTHITTA
FAMILY HEALTH CENTRE MANNUR	99.59%	PALAKKAD
FAMILY HEALTH CENTRE VENGAPALLY	99.56%	WAYANAD
FAMILY HEALTH CENTRE POYYA	99.55%	THRISSUR
FAMILY HEALTH CENTRE IRINGAL KOTTAKKAL	99.51%	KOZHIKODE
FAMILY HEALTH CENTRE MEZHUVELI	99.38%	PATHANAMTHITTA

Doctor Consultation % sorted in descending order.

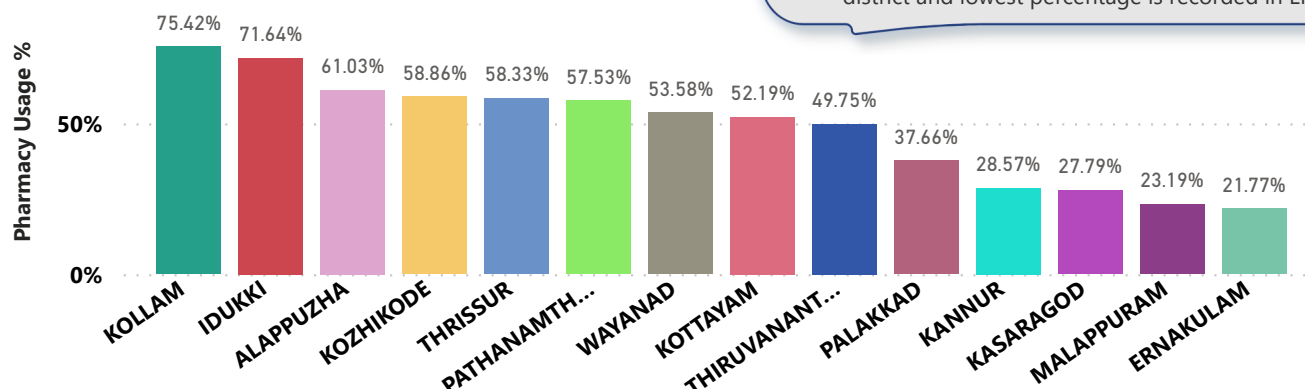
Hospital	Doctor Consultation %	District
FAMILY HEALTH CENTRE VELLOOR	3.87%	KOTTAYAM
FAMILY HEALTH CENTRE KARINDALAM	4.26%	KASARAGOD
FAMILY HEALTH CENTRE KODIYATHUR	6.27%	KOZHIKODE
FAMILY HEALTH CENTRE PALLIKERE	6.57%	KASARAGOD
FAMILY HEALTH CENTRE KUTTAMPUZHA	7.19%	ERNAKULAM
FAMILY HEALTH CENTRE THILLENKERRY	8.90%	KANNUR
FAMILY HEALTH CENTRE CHALIYAR	9.23%	MALAPPURAM
FAMILY HEALTH CENTRE THIRUNAVAYA	9.25%	MALAPPURAM
FAMILY HEALTH CENTRE PANDIKKAD	13.15%	MALAPPURAM
FAMILY HEALTH CENTRE MADAVOOR	13.94%	THIRUVANANTHAPURAM

Doctor Consultation % sorted in ascending order.

3.4 e-Health Performance - Pharmacy Usage in PHCs/FHCs/UPHCs

Pharmacy usage is calculated as (Pharmacy Prescription Count / Total Visits) * 100

Highest percentage of pharmacy usage was recorded in Kollam district and lowest percentage is recorded in Ernakulam.



Pharmacy Usage in PHCs/FHCs/UPHCs

Hospital	Pharmacy Usage %	District
FAMILY HEALTH CENTRE POYYA	99.00%	THRISSUR
URBAN PRIMARY HEALTH CENTRE PERUNNA	96.00%	KOTTAYAM
FAMILY HEALTH CENTRE BRAHMAMANGALAM	95.00%	KOTTAYAM
FAMILY HEALTH CENTRE PULIKKAL	95.00%	MALAPPURAM
FAMILY HEALTH CENTRE EROOR	94.00%	ERNAKULAM
FAMILY HEALTH CENTRE PUNNAPRA NORTH	94.00%	ALAPPUZHA
FAMILY HEALTH CENTRE UDAYANAPURAM	93.00%	KOTTAYAM
FAMILY HEALTH CENTRE VANDAZHI	93.00%	PALAKKAD
FAMILY HEALTH CENTRE PANA VOOR	92.00%	THIRUVANANTHAPURAM
FAMILY HEALTH CENTRE PARAPPANANGADI	92.00%	MALAPPURAM

Pharmacy Usage % sorted in descending order.

Hospital	Pharmacy Usage %	District
FAMILY HEALTH CENTRE ADAKKAPUTHUR	0.00%	PALAKKAD
FAMILY HEALTH CENTRE AMBALAVAYAL	0.00%	WAYANAD
FAMILY HEALTH CENTRE ANICAD	0.00%	PATHANAMTHITTA
FAMILY HEALTH CENTRE ANJARAKKANDY	0.00%	KANNUR
FAMILY HEALTH CENTRE CHALAVARA	0.00%	PALAKKAD
FAMILY HEALTH CENTRE CHALIYAR	0.00%	MALAPPURAM
FAMILY HEALTH CENTRE CHANDANAPPALLY	0.00%	PATHANAMTHITTA
FAMILY HEALTH CENTRE CHERUKUNNU THARA	0.00%	KANNUR
FAMILY HEALTH CENTRE CHIRAKKAL	0.00%	KANNUR
FAMILY HEALTH CENTRE CHITTAR	0.00%	PATHANAMTHITTA

Pharmacy Usage % sorted in ascending order.

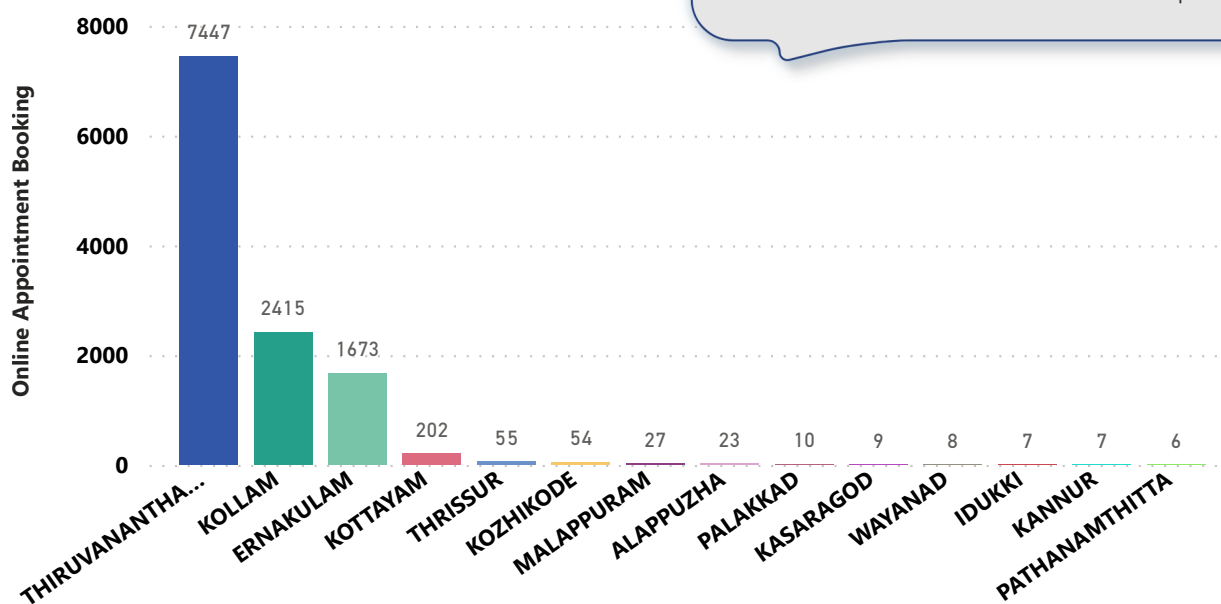
4. Status of Modules started in Hospitals

District-wise status of live institutions and the count of various modules [Reception, OP Consultation, Lab, Pharmacy] started.

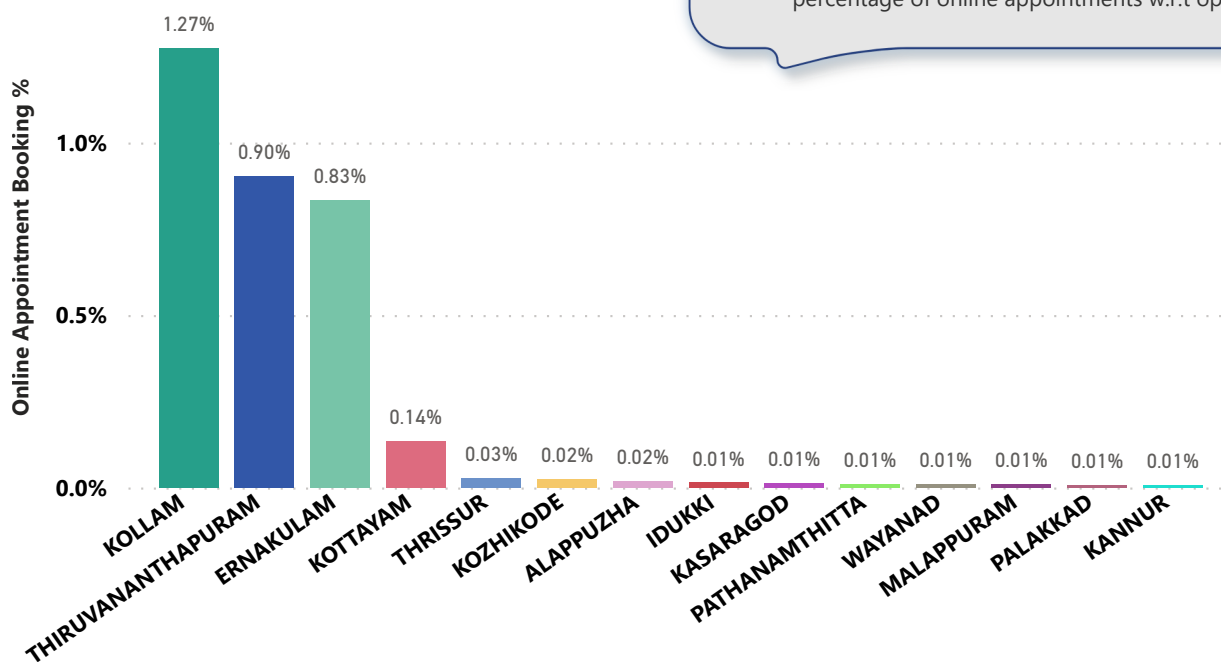
District Name	Live Institutions	Reception	Consultation	Lab	Pharmacy
THIRUVANANTHAPURAM	103	98 (95.1%)	87 (84.5%)	77 (74.8%)	74 (71.8%)
THRISSUR	54	52 (96.3%)	48 (88.9%)	37 (68.5%)	46 (85.2%)
MALAPPURAM	47	34 (72.3%)	24 (51.1%)	13 (27.7%)	13 (27.7%)
KOZHIKODE	38	30 (78.9%)	24 (63.2%)	16 (42.1%)	19 (50.0%)
PALAKKAD	38	37 (97.4%)	36 (94.7%)	29 (76.3%)	17 (44.7%)
ERNAKULAM	34	27 (79.4%)	23 (67.6%)	11 (32.4%)	16 (47.1%)
KANNUR	27	26 (96.3%)	24 (88.9%)	18 (66.7%)	12 (44.4%)
KOLLAM	22	22 (100.0%)	22 (100.0%)	22 (100.0%)	22 (100.0%)
KOTTAYAM	22	21 (95.5%)	20 (90.9%)	10 (45.5%)	18 (81.8%)
KASARAGOD	19	19 (100.0%)	19 (100.0%)	15 (78.9%)	14 (73.7%)
ALAPPUZHA	18	18 (100.0%)	17 (94.4%)	15 (83.3%)	16 (88.9%)
IDUKKI	17	17 (100.0%)	15 (88.2%)	11 (64.7%)	13 (76.5%)
PATHANAMTHITTA	17	17 (100.0%)	15 (88.2%)	11 (64.7%)	10 (58.8%)
WAYANAD	15	15 (100.0%)	14 (93.3%)	14 (93.3%)	12 (80.0%)
Total	471	433 (91.9%)	388 (82.4%)	299 (63.5%)	302 (64.1%)

5. Percentage of Online Appointment Booking in Hospitals

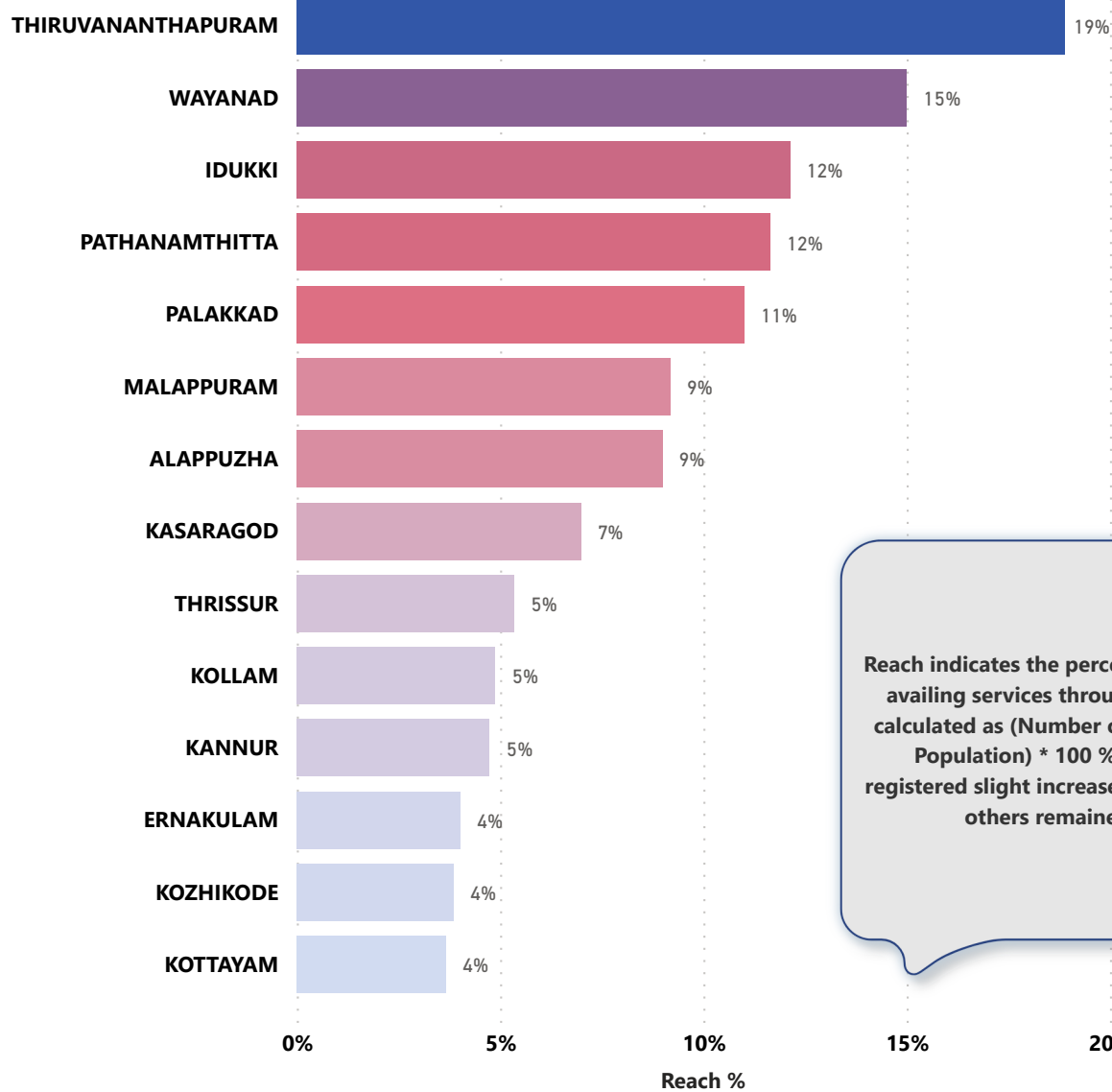
District-wise count of Online appointments taken during the month of October '22. TVM district remains at first position in the case of online appointments followed by Kollam and Ernakulam. Pathanamthitta district is at the last position.



District-wise % of online appointment booking up on OP visits for the month of October '22. Calculation is performed as (Online appointments / OP visits) * 100 %. Kollam district has the highest percentage of online appointments w.r.t op visits .



6. eHealth Performance - Reach



Reach indicates the percentage of population availing services through eHealth. This is calculated as $(\text{Number of UHID registered} / \text{Population}) * 100 \%$. A few districts registered slight increase of around 1% while others remained as same.

7. Public Health Survey Status

