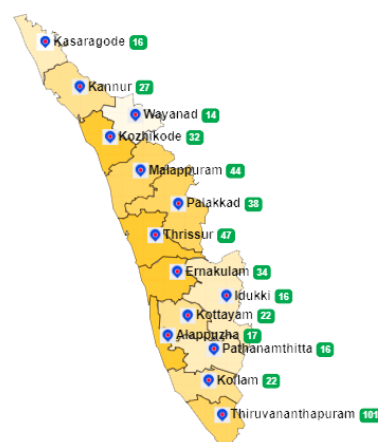


1. eHealth Kerala - Vital Statistics

Live Institutions	54
Medical College Hospitals	0
PHCs/FHCs	45
CHCs	1
DHs/GHs	0
PH Labs	0
Other(Inc UPHCs,Taluk Hospitals)	8



2. Highlights



- eHealth rolled out in 1 new institution during the month of October '22 in Thrissur district.
- The district stands at position 4 (down by 1) in overall performance ranking of districts based on PHCs/ FHCs/UPHCs.
- Out of 51 PHCs/FHCs/UPHCs, Reception module started at 49 Institutions.
- The district is at position 5(up by 1) in the number of online appointment booking.
- District is at position 3 in house survey completion (41.74%) and at position 2 in member survey completion (0.88%).
- District stands at position 5 in Pharmacy (59%,down by 5%).



- The district is at 9th position in reach rank which indicates UHID registration proportionate to the population.
- The district is at position 6 in house survey completion (3.36%) and at position 6 in member survey completion(0.1%).
- District remains at position 7 in UHID Visits (31%,up by 2%).
- TSR stands at position 8 in Doctor Consultation (75%,down by 4%).

3. eHealth - District Ranking Matrix Based on Performance of PHCs/FHCs/UPHCs

The ranking matrix showcase the district performance in providing eHealth services through PHCs/FHCs/UPHCs based on six different parameters. These parameters include whether the reception module is started or not, UHID Visits, Doctor Consultation, Pharmacy Usage, Lab Usage and number of Live Institutions. Based on the ranking, the districts are classified into three broad categories, the best performing districts, the average performing districts and the low performing districts.

The best performing districts should strive to continue to remain in the same position, whereas the average performing as well as the low performing districts should strive to reach to the 'top four' league.

The ranking matrix for the month of October '22 is given below:

District	Rank
WAYANAD	1
IDUKKI	2
KOLLAM	2
THIRUVANANTHAPURAM	2
ALAPPUZHA	3
PATHANAMTHITTA	4
THRISSUR	4
KOTTAYAM	5
KOZHIKODE	5
PALAKKAD	5
KANNUR	6
KASARAGOD	7
ERNAKULAM	8
MALAPPURAM	9

 Best performing
 Average performing
 Low performing

3. eHealth - Institution Level Ranking of PHCs/FHCs/UPHCs

Hospital	Rank
Family Health Centre Karalam	1
Family Health Centre Anapuzha	2
Family Health Centre Pookode	2
Family Health Centre Vilvattom	2
Urban Primary Health Centre Gosayikunnu	2
Family Health Centre Koolimuttom	3
Family Health Centre Meloor	3
Family Health Centre Thrikkur	3
Family Health Centre Velookkara	3
Urban Primary Health Centre Kachery	3
Family Health Centre Arthat	4
Family Health Centre Desamangalam	4
Family Health Centre Elanad	4
Family Health Centre Manaloor	4
Family Health Centre Nattika	4
Family Health Centre Nenmanikkara	4
Family Health Centre Panjal	4
Family Health Centre Thalikulam	4
Urban Primary Health Centre Porkalanged	4
Family Health Centre Chamakkala	5
Family Health Centre Kaipamangalam	5
Family Health Centre Poomangalam	5
Family Health Centre Poyya	5
Family Health Centre Velur	5
Family Health Centre Venkitangu	5

Hospital	Rank
Family Health Centre Kuzhoor	11
Family Health Centre Methala	11
Family Health Centre Paralam	11
Family Health Centre Vallathol Nagar	11
Family Health Centre Vaniyapara	11
Urban Primary Health Centre Paravattani	11
Family Health Centre Mundur Tholur	10
Family Health Centre Pariyaram Thrissur	10
Family Health Centre Vembellur	10
Family Health Centre Madavana	9
Family Health Centre Pamboor	9
Family Health Centre Aloor	8
Family Health Centre Ayyanthole	8
Family Health Centre Pattikkad	8
Family Health Centre Poomala	8
Family Health Centre Edavilangu	7
Family Health Centre Kadangode	7
Family Health Centre Kodakara	7
Family Health Centre Thekkumkara	7
Urban Primary Health Centre Guruvayoor	7
Family Health Centre Mambra	6
Family Health Centre Nadathara	6
Family Health Centre Porkulam	6
Family Health Centre Punneyur	6

3.1 eHealth Performance - Reception Module

Reception Module is considered to be functional in a PHC/FHC/UPHC only if the number of total visits for the month is of minimum 500.

Out of 51 PHCs/FHCs/UPHCs, Reception module started at 49 Institutions

District	PHC/FHC/UPHC Count	PHC/FHC/UPHC with Reception	% of PHC/FHC/UPHC with Reception
ALAPPUZHA	17	17	100.00%
IDUKKI	16	16	100.00%
KASARAGOD	19	19	100.00%
KOLLAM	20	20	100.00%
PATHANAMTHITTA	16	16	100.00%
WAYANAD	15	15	100.00%
PALAKKAD	37	36	97.00%
KANNUR	27	26	96.00%
THRISSUR	51	49	96.00%
KOTTAYAM	21	20	95.00%
THIRUVANANTHAPURAM	66	63	95.00%
ERNAKULAM	31	26	84.00%
KOZHIKODE	29	24	83.00%
MALAPPURAM	46	35	76.00%

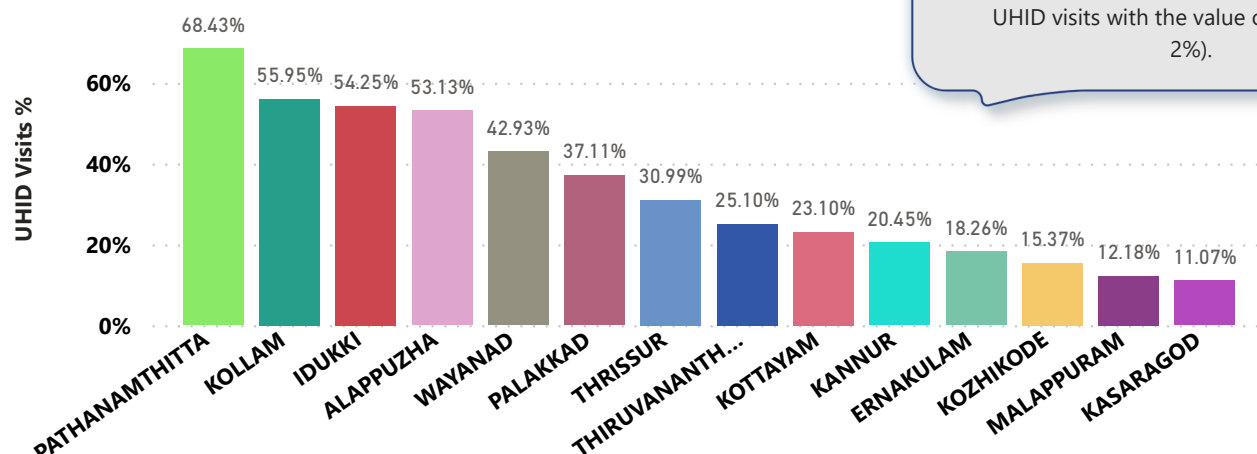
Institutions where the reception module is either not started or not using

Hospital Name

Family Health Centre Adat
Urban Primary Health Centre V R Puram

3.2 e-Health Performance - UHID Visits

UHID Visit % is calculated as $(\text{UHID Visits} / \text{Total Visit}) \times 100$



TSR district remains at 7th position in UHID visits with the value of 31%(up by 2%).

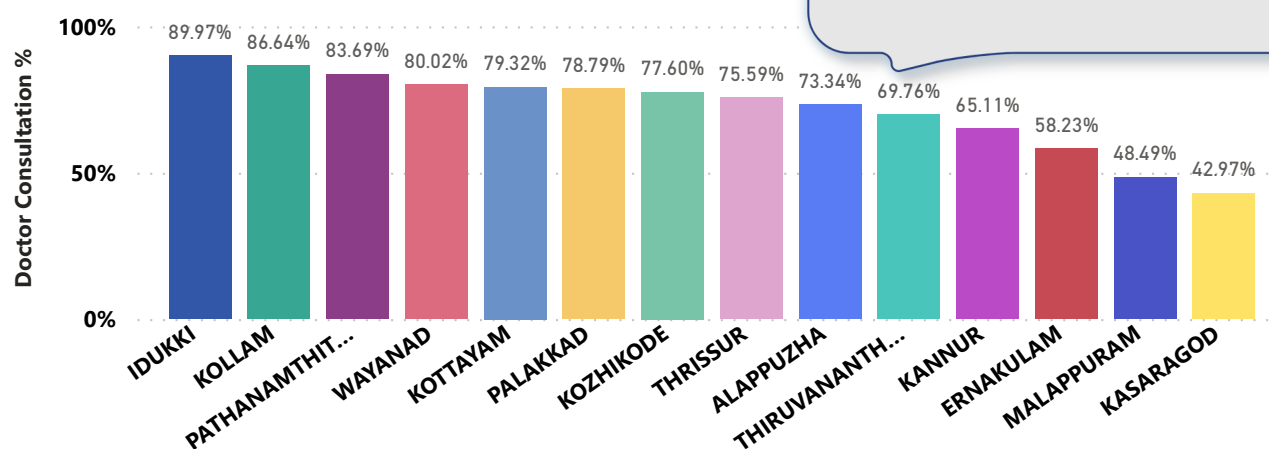
PHCs/FHCs/UPHCs based on UHID Visits

Institutions with atleast 100 UHID visits are listed here.

Hospital	UHID Visit %
Family Health Centre Porkulam	73.00%
Urban Primary Health Centre Kachery	69.00%
Family Health Centre Velookkara	65.00%
Family Health Centre Meloor	64.00%
Family Health Centre Poomala	63.00%
Family Health Centre Karalam	61.00%
Urban Primary Health Centre Porkalanged	60.00%
Family Health Centre Kaipamangalam	56.00%
Family Health Centre Arthat	54.00%
Family Health Centre Kadangode	53.00%
Family Health Centre Nenmanikkara	53.00%
Family Health Centre Panjal	53.00%
Family Health Centre Pookode	49.00%
Family Health Centre Chamakkala	47.00%
Family Health Centre Nattika	46.00%
Family Health Centre Thalikulam	45.00%
Family Health Centre Elanad	44.00%
Family Health Centre Manaloor	41.00%
Family Health Centre Edavilangu	40.00%
Family Health Centre Koolimuttom	40.00%
Family Health Centre Venkitangu	40.00%
Urban Primary Health Centre Gosayikunnu	40.00%
Urban Primarv Health Centre Guruvavoor	38.00%

Hospital	UHID Visit %
Family Health Centre Poyya	4.00%
Family Health Centre Vallathol Nagar	5.00%
Family Health Centre Velur	5.00%
Urban Primary Health Centre Paravattani	6.00%
Family Health Centre Pamboor	11.00%
Family Health Centre Thekkumkara	11.00%
Family Health Centre Pariyaram Thrissur	14.00%
Family Health Centre Poomangalam	16.00%
Family Health Centre Thrikkur	16.00%
Family Health Centre Mambra	17.00%
Family Health Centre Paralam	18.00%
Family Health Centre Mundur Tholur	23.00%
Family Health Centre Ayyanthole	24.00%
Family Health Centre Madavana	24.00%
Family Health Centre Vembellur	25.00%
Family Health Centre Punneyur	26.00%
Family Health Centre Vilvattom	27.00%
Family Health Centre Nadathara	29.00%
Family Health Centre Kodakara	31.00%
Family Health Centre Anapuzha	33.00%
Family Health Centre Desamangalam	36.00%
Family Health Centre Aloor	37.00%
Urban Primarv Health Centre Guruvavoor	38.00%

3.3 e-Health Performance - Doctor Consultation



TSR district is at 8th position(down by 2) in the case of OP consultation with the value of 75%(down by 4%).

Doctor Consultation Percentage in PHCs/FHCs/UPHCs

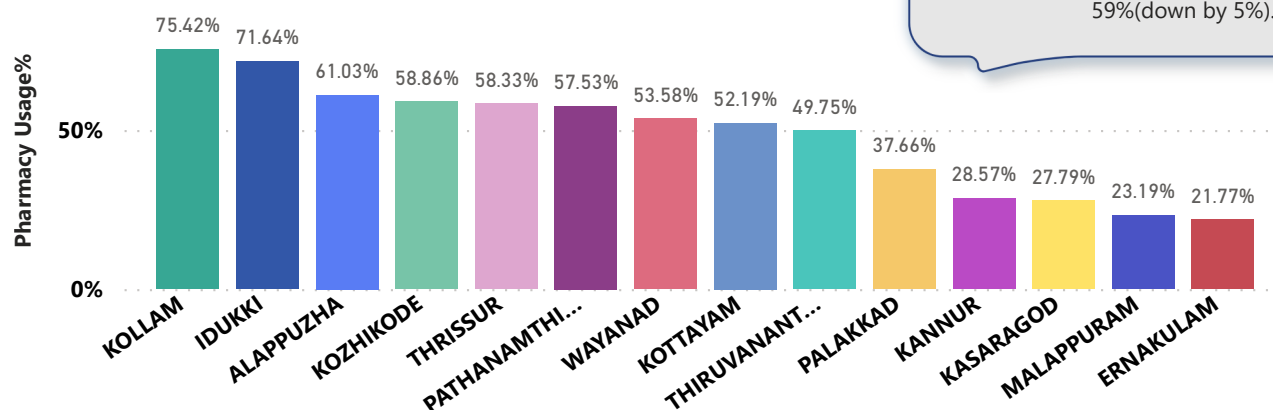
Hospital	Doctor Consultation %
Family Health Centre Poyya	99.55%
Family Health Centre Vilvattom	99.18%
Family Health Centre Desamangalam	98.75%
Family Health Centre Karalam	97.63%
Family Health Centre Velur	97.45%
Family Health Centre Anapuzha	97.26%
Family Health Centre Thalikulam	96.79%
Family Health Centre Porkulam	96.68%
Family Health Centre Pookode	96.51%
Family Health Centre Manaloor	96.11%
Family Health Centre Mambra	95.79%
Family Health Centre Pamboor	95.67%
Family Health Centre Venkitangu	95.15%
Urban Primary Health Centre Kachery	94.68%
Urban Primary Health Centre Gosayikunnu	94.35%
Family Health Centre Thrikkur	94.22%
Family Health Centre Chamakkala	93.38%
Family Health Centre Kadangode	92.83%
Family Health Centre Thekkumkara	92.40%
Family Health Centre Arthat	92.39%
Family Health Centre Panjal	89.76%
Family Health Centre Poomangalam	88.48%
Family Health Centre Elanad	88.22%

Hospital	Doctor Consultation %
Urban Primary Health Centre Paravattani	0.00%
Family Health Centre Vallathol Nagar	19.37%
Family Health Centre Vembellur	33.97%
Family Health Centre Mundur Tholur	35.88%
Family Health Centre Paralam	39.87%
Family Health Centre Madavana	53.22%
Family Health Centre Edavilangu	57.16%
Family Health Centre Pariyaram Thrissur	60.82%
Family Health Centre Aloor	62.07%
Family Health Centre Ayyanthole	62.85%
Family Health Centre Punneyur	69.02%
Family Health Centre Poomala	71.96%
Urban Primary Health Centre Guruvayoor	73.98%
Urban Primary Health Centre Porkalanganad	74.87%
Family Health Centre Kodakara	77.33%
Family Health Centre Velookkara	78.13%
Family Health Centre Kaipamangalam	80.16%
Family Health Centre Meloor	82.82%
Family Health Centre Koolimuttom	85.14%
Family Health Centre Nattika	85.87%
Family Health Centre Nadathara	87.90%
Family Health Centre Nenmanikkara	87.99%

3.4 e-Health Performance - Pharmacy Usage in PHCs/FHCs/UPHCs

Pharmacy usage is calculated as (Pharmacy Prescription Count / Total Visits) *100

The Thrissur district remains at 5th(down by 1) position in Pharmacy Usage with 59%(down by 5%).



Pharmacy Usage in PHCs/FHCs/UPHCs

Hospital	Pharmacy Usage %
Family Health Centre Poyya	99.00%
Family Health Centre Mambra	91.00%
Family Health Centre Desamangalam	89.00%
Family Health Centre Elanad	87.00%
Urban Primary Health Centre Kachery	86.00%
Family Health Centre Manaloor	85.00%
Family Health Centre Velur	84.00%
Family Health Centre Karalam	83.00%
Family Health Centre Vilvattom	83.00%
Family Health Centre Anapuzha	82.00%
Family Health Centre Koolimuttom	82.00%
Family Health Centre Nenmanikkara	82.00%
Family Health Centre Meloor	81.00%
Family Health Centre Thrikkur	81.00%
Family Health Centre Nattika	80.00%
Family Health Centre Poomangalam	79.00%
Family Health Centre Arthat	78.00%
Family Health Centre Chamakkala	77.00%
Family Health Centre Venkitangu	77.00%
Family Health Centre Pookode	76.00%
Family Health Centre Thalikulam	75.00%

Hospital	Pharmacy Usage %
Family Health Centre Kadangode	0.00%
Urban Primary Health Centre Paravattani	0.00%
Family Health Centre Vallathol Nagar	5.00%
Family Health Centre Vembellur	9.00%
Family Health Centre Pamboor	14.00%
Family Health Centre Paralam	17.00%
Family Health Centre Porkulam	17.00%
Family Health Centre Pariyaram Thrissur	26.00%
Family Health Centre Poomala	30.00%
Family Health Centre Mundur Tholur	31.00%
Family Health Centre Edavilangu	32.00%
Family Health Centre Madavana	43.00%
Family Health Centre Panjal	43.00%
Urban Primary Health Centre Porkalanganad	46.00%
Family Health Centre Aloor	52.00%
Family Health Centre Ayyanthole	56.00%
Family Health Centre Nadathara	56.00%
Family Health Centre Kaipamangalam	61.00%
Urban Primary Health Centre Guruvayoor	63.00%
Family Health Centre Punnayur	64.00%
Family Health Centre Kodakara	65.00%
Family Health Centre Thekkumkara	67.00%
Family Health Centre Velookkara	71.00%
Urban Primary Health Centre Gosayikunnu	74.00%

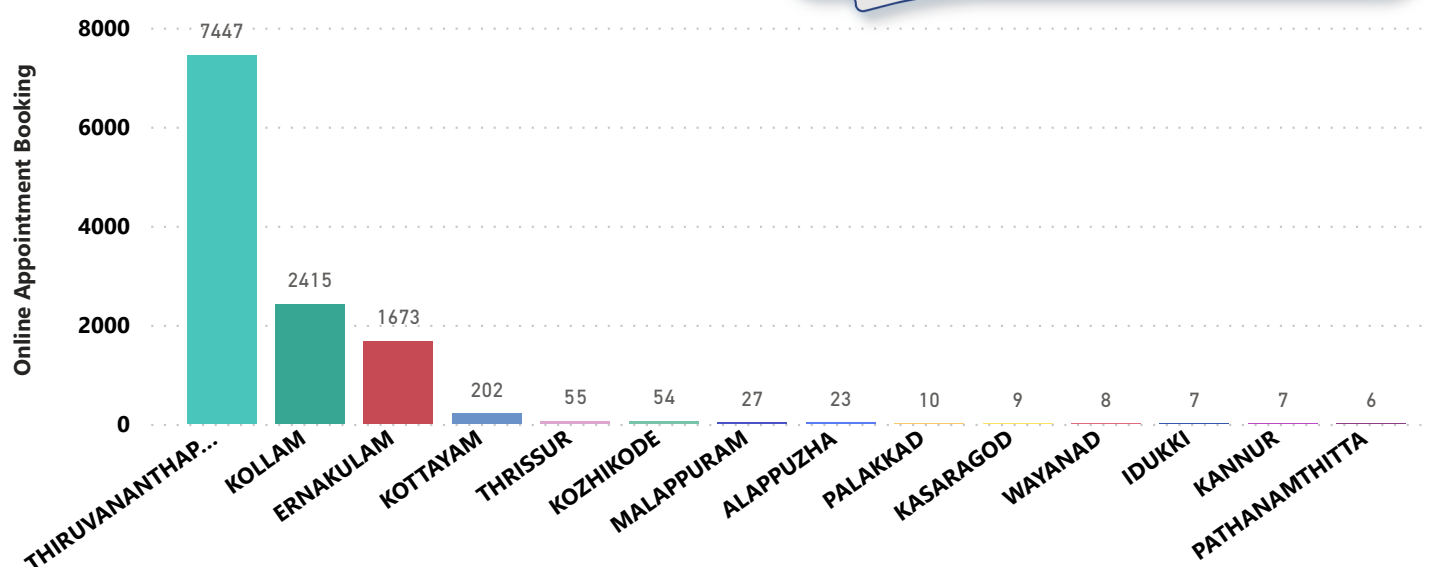
4. Status of Modules started in Hospitals

District wise status of live institutions and the count of various modules [Reception, OP Consultation, Lab, Pharmacy] started.

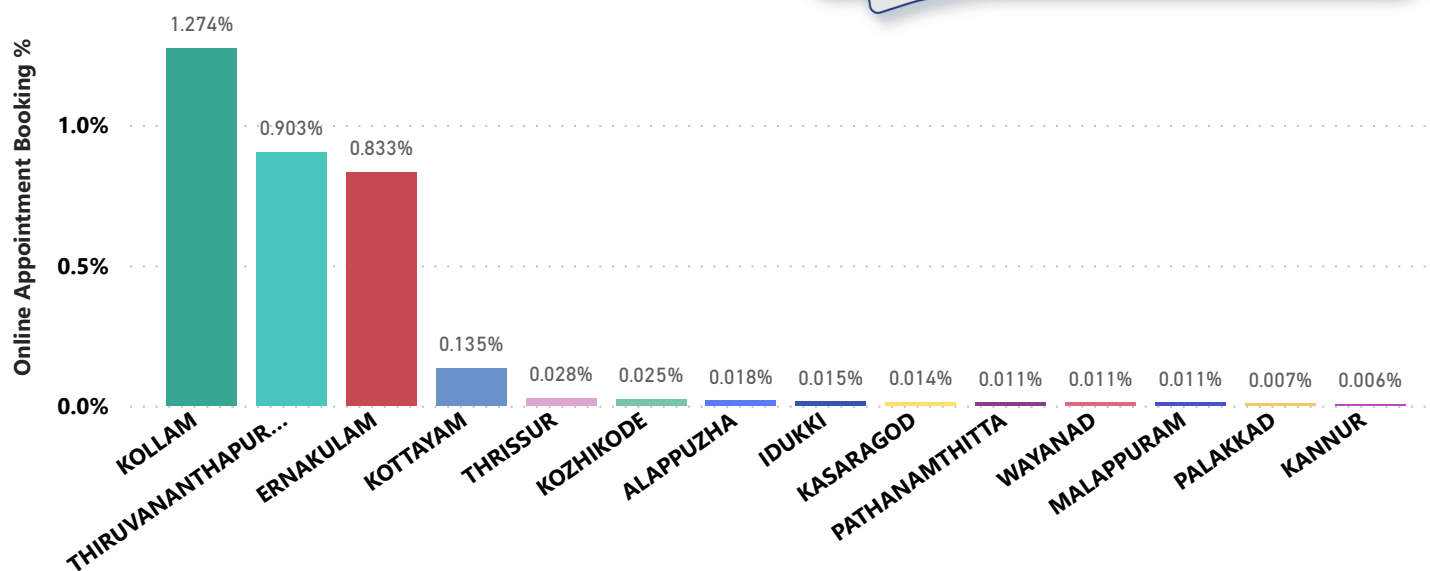
District Name	Live Institutions	Reception	Consultation	Lab	Pharmacy
THIRUVANANTHAPURAM	103	98 (95.1%)	87 (84.5%)	77 (74.8%)	74 (71.8%)
THRISSUR	54	52 (96.3%)	48 (88.9%)	37 (68.5%)	46 (85.2%)
MALAPPURAM	47	34 (72.3%)	24 (51.1%)	13 (27.7%)	13 (27.7%)
KOZHIKODE	38	30 (78.9%)	24 (63.2%)	16 (42.1%)	19 (50.%)
PALAKKAD	38	37 (97.4%)	36 (94.7%)	29 (76.3%)	17 (44.7%)
ERNAKULAM	34	27 (79.4%)	23 (67.6%)	11 (32.4%)	16 (47.1%)
KANNUR	27	26 (96.3%)	24 (88.9%)	18 (66.7%)	12 (44.4%)
KOLLAM	22	22 (100.%)	22 (100.%)	22 (100.%)	22 (100.%)
KOTTAYAM	22	21 (95.5%)	20 (90.9%)	10 (45.5%)	18 (81.8%)
KASARAGOD	19	19 (100.%)	19 (100.%)	15 (78.9%)	14 (73.7%)
ALAPPUZHA	18	18 (100.%)	17 (94.4%)	15 (83.3%)	16 (88.9%)
IDUKKI	17	17 (100.%)	15 (88.2%)	11 (64.7%)	13 (76.5%)
PATHANAMTHITTA	17	17 (100.%)	15 (88.2%)	11 (64.7%)	10 (58.8%)
WAYANAD	15	15 (100.%)	14 (93.3%)	14 (93.3%)	12 (80.%)
Total	471	433 (91.9%)	388 (82.4%)	299 (63.5%)	302 (64.1%)

5. Percentage of Online Appointment Booking in Hospitals

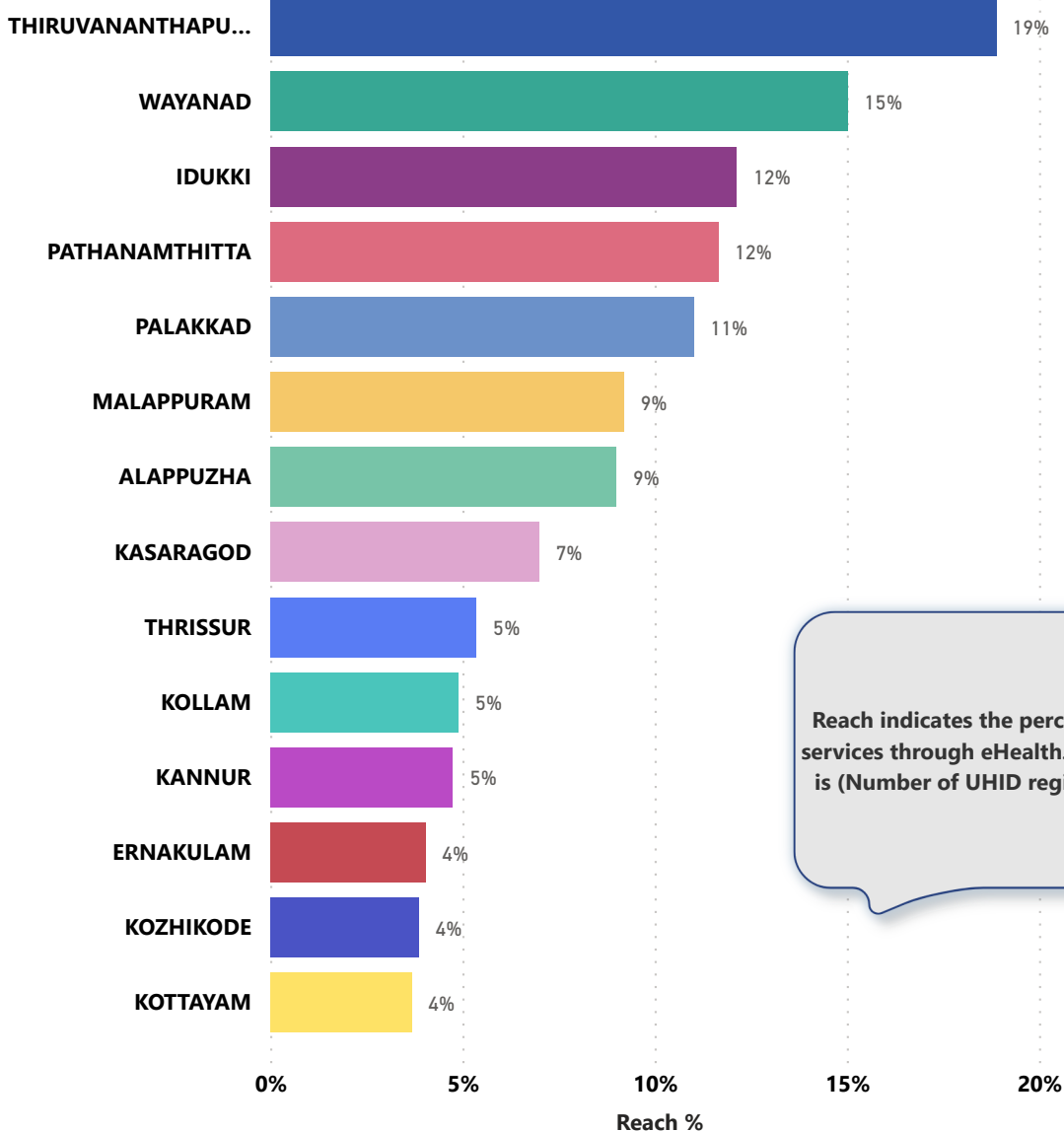
District-wise count of online appointments taken during the month of October '22. TSR district has moved to position 5 from 6 in online appointment booking.



District-wise percentage of online appointment booking up on OP visits for the month of October'22. Calculation is performed as (Online Visits / OP Visits) * 100 %.



6. eHealth Performance - Reach



Reach indicates the percentage of population availing services through eHealth. The formula used to calculate is $(\text{Number of UHID registered} / \text{Population}) * 100 \%$.

7. Public Health Survey Status

