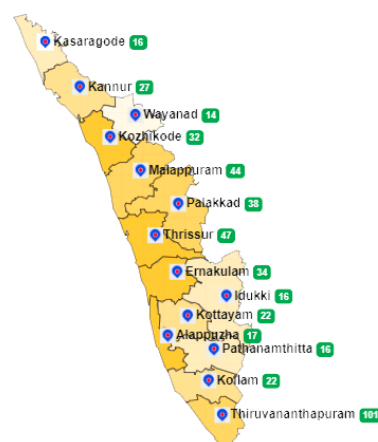


### 1. eHealth Kerala - Vital Statistics

<b>Live Institutions</b>	103
<b>Medical College Hospitals</b>	4
<b>PHCs/FHCs</b>	61
<b>CHCs</b>	18
<b>DHs/GHs</b>	4
<b>PH Labs</b>	1
<b>Other(Inc UPHCs,Taluk Hospitals)</b>	15



### 2. Highlights



- The Thiruvananthapuram district stands at position 2 in overall performance ranking of the districts based on PHCs/FHCs/UPHCs
- Out of 66 PHCs/FHCs/UPHCs, Reception module started at 63 Institutions.
- The district is at position 1 in the number of online appointment booking.
- The district is at top position in house survey completion(57%) and member survey completion(3%).
- The district is at 1st position in reach rank which indicates UHID registration proportionate to the population.



- District is at :
  - at position 8 in UHID Visits (25%)(up by 1%).
  - position 10(down by 1) in Doctor Consultation(70%, 4% down).
  - position 9(down by 1) in Pharmacy Usage(49%, 6% down ).
- Member survey completion percentage in the district is only 3%.




## 3. eHealth - District Ranking Matrix Based on Performance of PHCs/FHCs/UPHCs

The ranking matrix showcase the district performance in providing eHealth services through PHCs/FHCs/UPHCs based on six different parameters. These parameters include whether the reception module is started or not, UHID Visits, Doctor Consultation, Pharmacy Usage, Lab Usage and number of Live Institutions. Based on the ranking, the districts are classified into three broad categories, the best performing districts, the average performing districts and the low performing districts.

The best performing districts should strive to continue to remain in the same position, whereas the average performing as well as the low performing districts should strive to reach to the 'top four' league.

The ranking matrix for the month of October '22 is given below:

District	Rank
WAYANAD	1
IDUKKI	2
KOLLAM	2
THIRUVANANTHAPURAM	2
ALAPPUZHA	3
PATHANAMTHITTA	4
THRISSUR	4
KOTTAYAM	5
KOZHIKODE	5
PALAKKAD	5
KANNUR	6
KASARAGOD	7
ERNAKULAM	8
MALAPPURAM	9

 Best performing  
 Average performing  
 Low performing

## 3. eHealth - Institution Level Ranking of PHCs/FHCs/UPHCs

Hospital	Rank
Family Health Centre Anakudy	1
Family Health Centre Kallikkad New	1
Family Health Centre Kottukal	1
Family Health Centre Poozhanad	1
Family Health Centre Amachal New	2
Family Health Centre Panavoor	2
Family Health Centre Balaramapuram	3
Family Health Centre Edava	3
Family Health Centre Kuttichal	3
Family Health Centre Paraniyam	3
Family Health Centre Karakulam	4
Family Health Centre Kunnathukal	4
Family Health Centre Mukkola	4
Family Health Centre Vamanapuram	4
Family Health Centre Chenkal	5
Family Health Centre Jagathy	5
Family Health Centre Maranalloor	5
Family Health Centre Perumathura	5
Family Health Centre Pozhiyoor	5
Family Health Centre Vattiyoorkavu	5
Family Health Centre Kadakampally	6
Family Health Centre Pallichal	6
Family Health Centre Vembayam	6
Family Health Centre Aruvikkara	7
Family Health Centre Keezhattingal	7
Family Health Centre Manickal	7
Family Health Centre Parasuvaikkal Parasala	7
Family Health Centre Perumpazhuthoor	7
Family Health Centre Veeranakavu	7
Primary Health Centre Thonnakkal	7
Urban Primary Health Centre Chalai	7
Urban Primary Health Centre Poovathoor	7
Family Health Centre Cherunniyoor	8
Family Health Centre Karode	8
Family Health Centre Kulathoor	8

Hospital	Rank
Primary Health Centre Vellayani	14
Urban Health Centre Mannanthala	13
Family Health Centre Chemmaruthy	12
Family Health Centre Kattakada	12
Family Health Centre Kollayil	12
Family Health Centre Madavoor	12
Family Health Centre Peringammala	12
Family Health Centre Vettoor	12
Primary Health Centre Azhoor	12
Primary Health Centre Kalliyoor	12
Secretariat Health Centre Thiruvananthapuram	12
Family Health Centre Chemboor	11
Family Health Centre Mudakkal	11
Family Health Centre Pulimath	11
Family Health Centre Puthukurichy	11
Family Health Centre Vilavoorkkal	11
Urban Primary Health Centre Vattiyoorkavu	11
Family Health Centre Amboori	10
Family Health Centre Malayadi	10
Family Health Centre Anad	9
Family Health Centre Karavaram	9
Family Health Centre Kilimanoor	9
Family Health Centre Pangapara Integrated	9
Family Health Centre Pullampara	9
Family Health Centre Thonipara	9
Family Health Centre Uzhamalakkal	9
Family Health Centre Cherunniyoor	8
Family Health Centre Karode	8
Family Health Centre Kulathoor	8
Family Health Centre Mangalapuram	8
Family Health Centre Tholicode	8
Urban Primary Health Centre Muttada	8
Urban Primary Health Centre Thrikkannapuram	8

## 3.1 eHealth Performance - Reception Module

Reception Module is considered to be functional in a PHC/FHC/UPHC only if the number of total visits for the month is of minimum 500.

Out of 66 PHCs/FHCs/UPHCs, Reception module started at 63 Institutions

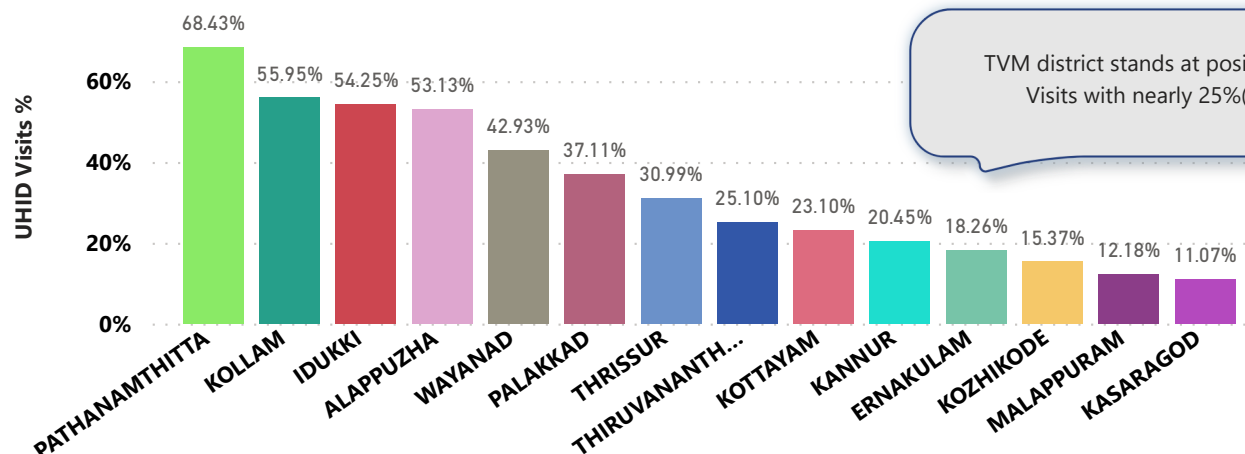
District	PHC/FHC/UPHC Count	PHC/FHC/UPHC with Reception	% of PHC/FHC/UPHC with Reception
ALAPPUZHA	17	17	100.00%
IDUKKI	16	16	100.00%
KASARAGOD	19	19	100.00%
KOLLAM	20	20	100.00%
PATHANAMTHITTA	16	16	100.00%
WAYANAD	15	15	100.00%
PALAKKAD	37	36	97.00%
KANNUR	27	26	96.00%
THRISSUR	51	49	96.00%
KOTTAYAM	21	20	95.00%
THIRUVANANTHAPURAM	66	63	95.00%
ERNAKULAM	31	26	84.00%
KOZHIKODE	29	24	83.00%
MALAPPURAM	46	35	76.00%

Institutions where the reception module is either not started or not using

Hospital Name
Primary Health Centre Veli
Primary Health Centre Vellayani
Urban Health Centre Mannanthala

## 3.2 e-Health Performance - UHID Visits

UHID Visit % is calculated as (UHID Visits / Total Visit) \* 100



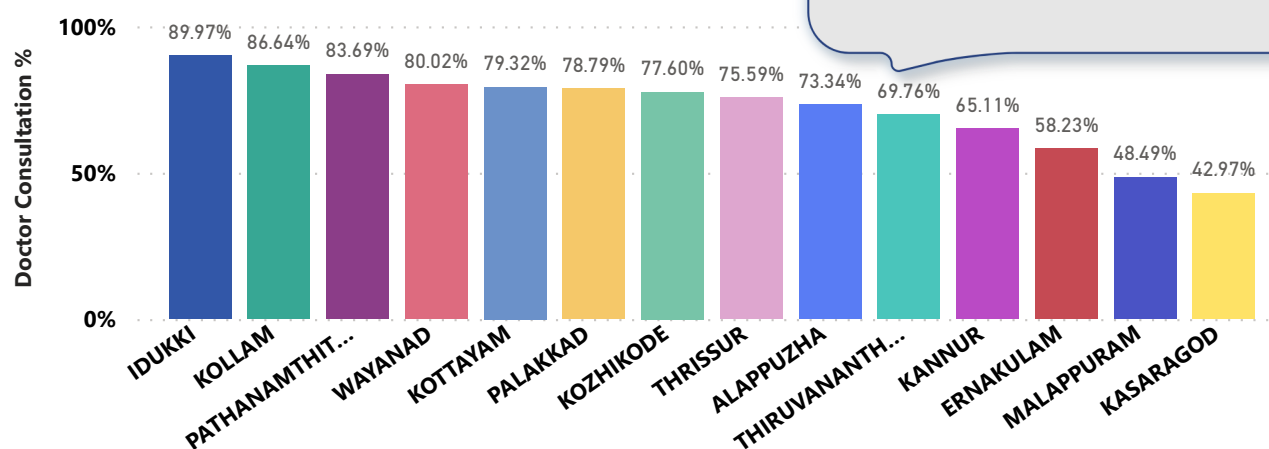
## PHCs/FHCs/UPHCs based on UHID Visits

Institutions with atleast 100 UHID visits are listed here.

Hospital	UHID Visit %
Urban Health Centre Mannanthala	92.00%
Family Health Centre Anakudy	90.00%
Family Health Centre Parasuvaikkal Parasala	74.00%
Family Health Centre Kottukal	72.00%
Family Health Centre Karavaram	70.00%
Family Health Centre Veeranakavu	62.00%
Family Health Centre Maranalloor	59.00%
Family Health Centre Pullampara	58.00%
Family Health Centre Kallikkad New	54.00%
Family Health Centre Amachal New	52.00%
Family Health Centre Karode	52.00%
Urban Primary Health Centre Chalai	48.00%
Family Health Centre Poozhanad	46.00%
Family Health Centre Kuttichal	43.00%
Family Health Centre Tholicode	43.00%
Family Health Centre Pallichal	40.00%
Family Health Centre Kilimanoor	38.00%
Family Health Centre Paraniyam	38.00%
Family Health Centre Edava	37.00%
Family Health Centre Vamanapuram	34.00%
Family Health Centre Mukkola	33.00%
Family Health Centre Perumpazhuthoor	33.00%

Hospital	UHID Visit %
Family Health Centre Pangapara Integrated	3.00%
Family Health Centre Chemboor	5.00%
Family Health Centre Kattakada	5.00%
Family Health Centre Madavoor	5.00%
Family Health Centre Pulimath	5.00%
Primary Health Centre Kalliyoor	5.00%
Primary Health Centre Thonnakkal	6.00%
Family Health Centre Vembayam	7.00%
Family Health Centre Mudakkal	8.00%
Primary Health Centre Azhoor	8.00%
Family Health Centre Chemmaruthy	9.00%
Family Health Centre Kadakampally	9.00%
Family Health Centre Manickal	10.00%
Family Health Centre Amboori	11.00%
Family Health Centre Vattiyoorkavu	12.00%
Family Health Centre Mangalapuram	14.00%
Urban Primary Health Centre Muttada	14.00%
Family Health Centre Kulathoor	16.00%
Family Health Centre Pozhiyoor	16.00%
Family Health Centre Perumathura	17.00%
Family Health Centre Cherunniyoor	18.00%
Secretariat Health Centre	18.00%

## 3.3 e-Health Performance - Doctor Consultation



TVM district is at position 10(down by 1) in the case of OP consultation with nearly 70%(down by 4%).

## Doctor Consultation Percentage in PHCs/FHCs/UPHCs

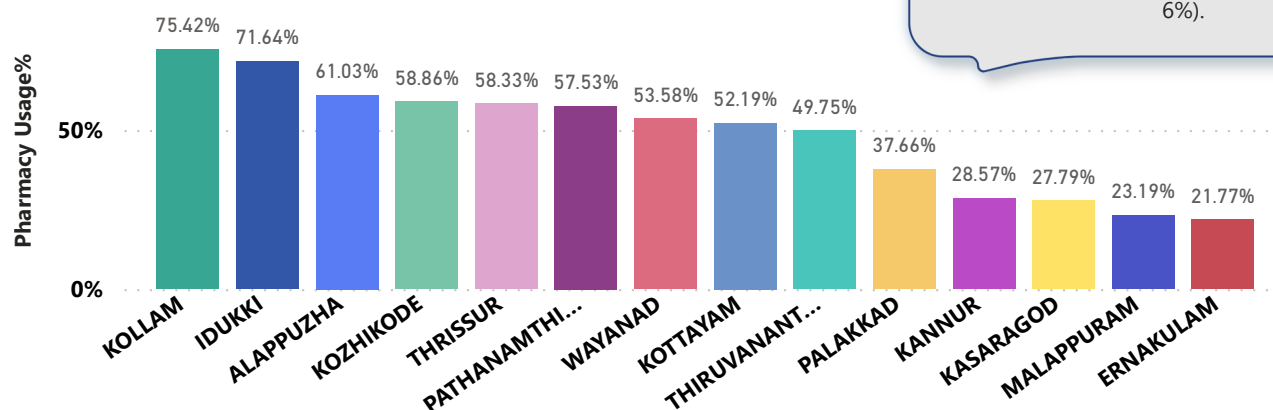
Hospital	Doctor Consultation %
Family Health Centre Poozhanad	99.34%
Family Health Centre Perumathura	99.31%
Family Health Centre Panavoor	98.99%
Family Health Centre Amachal New	98.86%
Family Health Centre Vembayam	98.03%
Family Health Centre Balaramapuram	95.12%
Family Health Centre Maranalloor	94.18%
Family Health Centre Chenkal	93.49%
Family Health Centre Kottukal	93.38%
Family Health Centre Kadakampally	93.03%
Family Health Centre Anakudy	91.52%
Family Health Centre Kallikkad New	90.77%
Family Health Centre Paraniyam	90.54%
Family Health Centre Edava	89.59%
Family Health Centre Kuttichal	88.69%
Family Health Centre Mukkola	88.11%
Family Health Centre Vamanapuram	86.83%
Family Health Centre Keezhattingal	85.60%
Family Health Centre Karode	85.52%
Family Health Centre Karakulam	85.25%
Family Health Centre Cherunniyoor	83.81%
Family Health Centre Kunnathukal	83.18%

Hospital	Doctor Consultation %
Primary Health Centre Kalliyoor	0.00%
Secretariat Health Centre Thiruvananthapuram	0.00%
Family Health Centre Madavoor	13.94%
Primary Health Centre Azhoor	17.67%
Family Health Centre Peringammala	17.98%
Family Health Centre Chemmaruthy	20.45%
Family Health Centre Uzhamalakkal	35.18%
Family Health Centre Kattakada	36.42%
Family Health Centre Karavaram	38.83%
Family Health Centre Pullampara	46.33%
Family Health Centre Chemboor	47.42%
Family Health Centre Mudakkal	49.56%
Family Health Centre Kilimanoor	52.27%
Family Health Centre Veeranakavu	52.64%
Family Health Centre Thonipara	55.91%
Family Health Centre Amboori	60.61%
Family Health Centre Pangapara Integrated	63.30%
Family Health Centre Parasuvaikkal Parasala	64.09%
Primary Health Centre Thonnakkal	66.56%
Family Health Centre Malayadi	66.58%

## 3.4 e-Health Performance - Pharmacy Usage in PHCs/FHCs/UPHCs

Pharmacy usage is calculated as (Pharmacy Prescription Count / Total Visits ) \*100

The TVM district stands at position 9(down by 1) in Pharmacy Usage with 49%(down by 6%).



## Pharmacy Usage in PHCs/FHCs/UPHCs

Hospital	Pharmacy Usage %
Family Health Centre Panavoor	92.00%
Family Health Centre Perumathura	89.00%
Family Health Centre Poozhanad	87.00%
Family Health Centre Edava	86.00%
Family Health Centre Pozhiyoor	86.00%
Family Health Centre Kadakampally	80.00%
Family Health Centre Kallikkad New	80.00%
Family Health Centre Anakudy	79.00%
Family Health Centre Paraniyam	79.00%
Family Health Centre Mukkola	78.00%
Family Health Centre Amachal New	77.00%
Family Health Centre Keezhattingal	77.00%
Family Health Centre Chenkal	76.00%
Family Health Centre Vattiyoorkavu	74.00%
Family Health Centre Karakulam	71.00%
Family Health Centre Kunnathukal	70.00%
Family Health Centre Kuttichal	70.00%
Family Health Centre Cherunniyoor	69.00%
Family Health Centre Kottukal	68.00%
Family Health Centre Balaramapuram	64.00%
Family Health Centre Kulathoor	63.00%

Hospital	Pharmacy Usage %
Family Health Centre Madavoor	0.00%
Family Health Centre Mudakkal	0.00%
Primary Health Centre Azhoor	0.00%
Primary Health Centre Kalliyoor	0.00%
Secretariat Health Centre Thiruvananthapuram	0.00%
Family Health Centre Peringammala	5.00%
Family Health Centre Karavaram	17.00%
Family Health Centre Kattakada	17.00%
Family Health Centre Chemmaruthy	18.00%
Family Health Centre Uzhamalakkal	20.00%
Family Health Centre Karode	22.00%
Family Health Centre Tholicode	26.00%
Family Health Centre Chemboor	27.00%
Family Health Centre Pulimath	27.00%
Family Health Centre Pallichal	28.00%
Urban Primary Health Centre Muttada	32.00%
Family Health Centre Veeranakavu	34.00%
Family Health Centre Malayadi	37.00%
Family Health Centre Mangalapuram	37.00%
Urban Primary Health Centre Chalai	41.00%
Family Health Centre Pangapara Integrated	43.00%
Family Health Centre Thonipara	44.00%
Family Health Centre Pullampara	45.00%

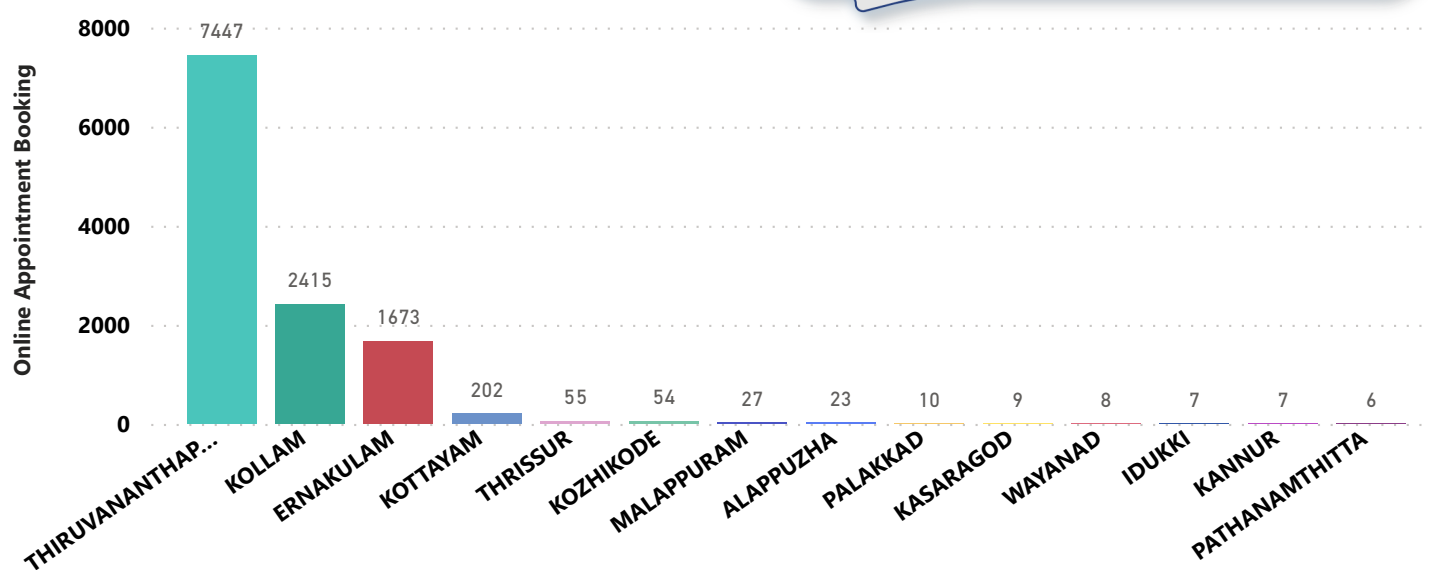
## 4. Status of Modules started in Hospitals

District wise status of live institutions and the count of various modules [Reception, OP Consultation, Lab, Pharmacy] started.

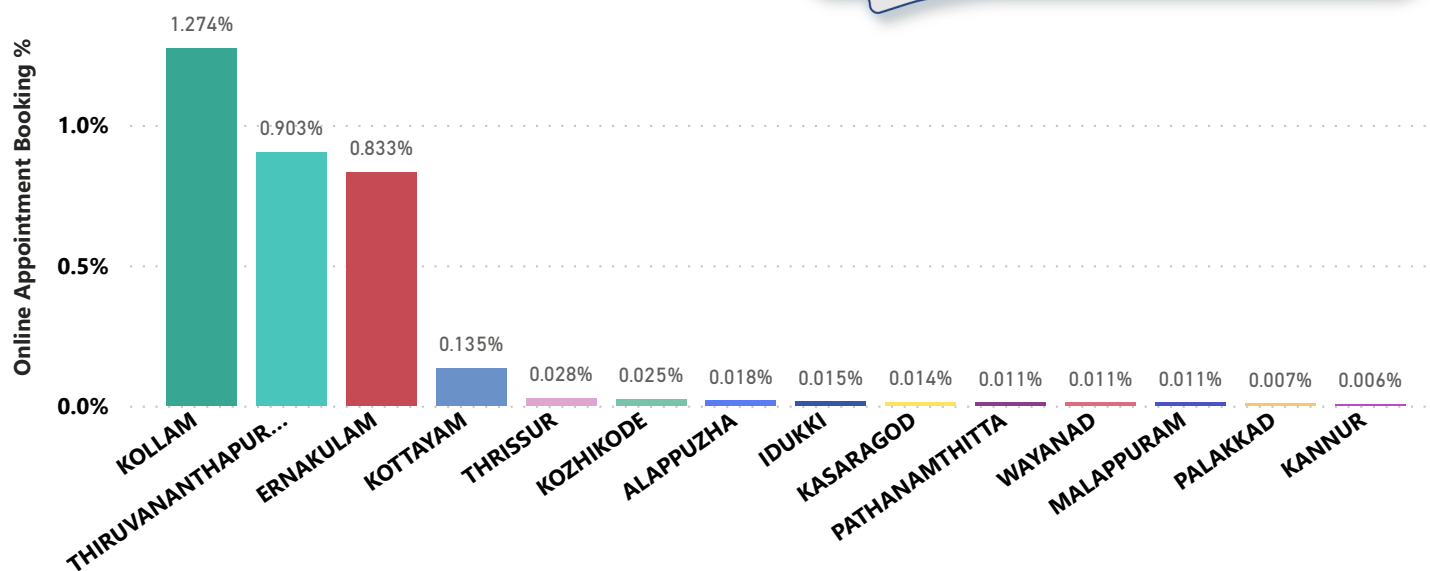
District Name	Live Institutions	Reception	Consultation	Lab	Pharmacy
THIRUVANANTHAPURAM	103	98 (95.1%)	87 (84.5%)	77 (74.8%)	74 (71.8%)
THRISSUR	54	52 (96.3%)	48 (88.9%)	37 (68.5%)	46 (85.2%)
MALAPPURAM	47	34 (72.3%)	24 (51.1%)	13 (27.7%)	13 (27.7%)
KOZHIKODE	38	30 (78.9%)	24 (63.2%)	16 (42.1%)	19 (50.%)
PALAKKAD	38	37 (97.4%)	36 (94.7%)	29 (76.3%)	17 (44.7%)
ERNAKULAM	34	27 (79.4%)	23 (67.6%)	11 (32.4%)	16 (47.1%)
KANNUR	27	26 (96.3%)	24 (88.9%)	18 (66.7%)	12 (44.4%)
KOLLAM	22	22 (100.%)	22 (100.%)	22 (100.%)	22 (100.%)
KOTTAYAM	22	21 (95.5%)	20 (90.9%)	10 (45.5%)	18 (81.8%)
KASARAGOD	19	19 (100.%)	19 (100.%)	15 (78.9%)	14 (73.7%)
ALAPPUZHA	18	18 (100.%)	17 (94.4%)	15 (83.3%)	16 (88.9%)
IDUKKI	17	17 (100.%)	15 (88.2%)	11 (64.7%)	13 (76.5%)
PATHANAMTHITTA	17	17 (100.%)	15 (88.2%)	11 (64.7%)	10 (58.8%)
WAYANAD	15	15 (100.%)	14 (93.3%)	14 (93.3%)	12 (80.%)
<b>Total</b>	<b>471</b>	<b>433 (91.9%)</b>	<b>388 (82.4%)</b>	<b>299 (63.5%)</b>	<b>302 (64.1%)</b>

## 5. Percentage of Online Appointment Booking in Hospitals

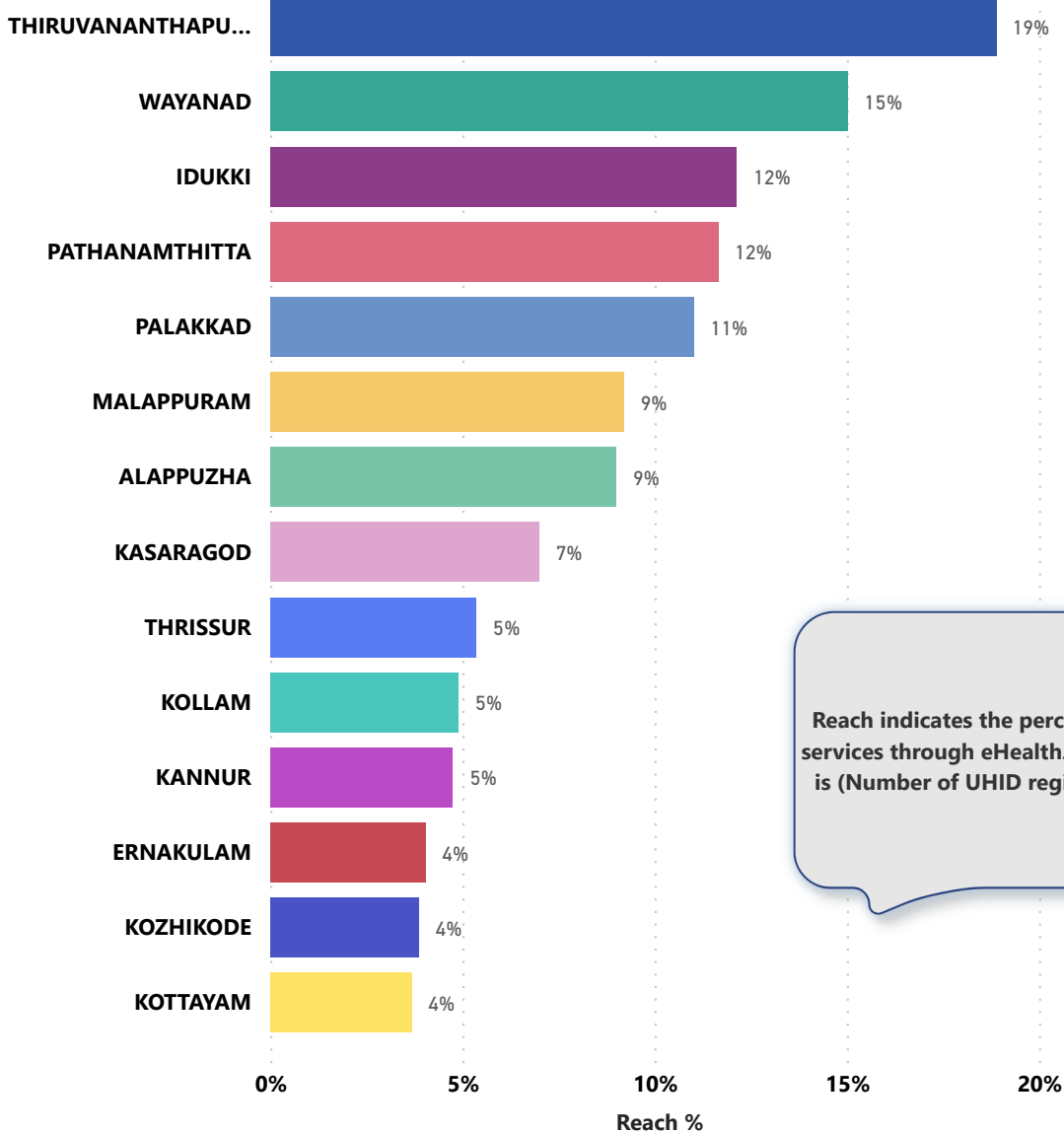
District-wise count of online appointments taken during the month of October '22. TVM district stands at first position in online appointment booking.



District-wise percentage of online appointment booking up on OP visits for the month of October '22. Calculation is performed as (Online Visits / OP Visits) \* 100 %.



## 6. eHealth Performance - Reach



Reach indicates the percentage of population availing services through eHealth. The formula used to calculate is  $(\text{Number of UHID registered} / \text{Population}) * 100 \%$ .

## 7. Public Health Survey Status

