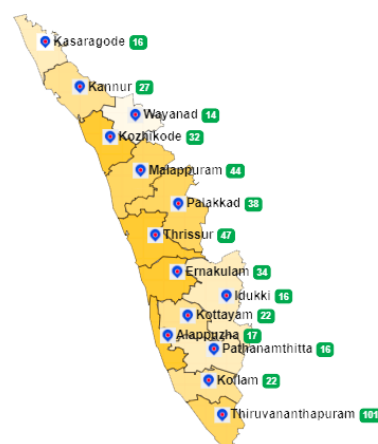


1. eHealth Kerala - Vital Statistics

Live Institutions	15
Medical College Hospitals	0
PHCs/FHCs	14
CHCs	0
DHs/GHs	0
PH Labs	0
Other(Inc UPHCs,Taluk Hospitals)	1



2. Highlights



- The district remains at position 1 in overall performance ranking of districts based on PHCs/FHCs/UPHCs.
- District is at :
 - - position 5 in UHID Visits with 43%(up by 2%) .
- Reception Module started in all institutions .
- The district is at 2nd position in reach rank which indicates UHID registration proportionate to the population.



- District is at :
 - - position 4(down by 2) in Doctor Consultation with 80%(down by 9%)
 - - position 7 in Pharmacy Usage with 53% (down by 5%).
- The district is at position 11 in online appointment booking.
- The house survey completion status is 0.76% and member survey completion status is 0.02%.

3. eHealth - District Ranking Matrix Based on Performance of PHCs/FHCs/UPHCs

The ranking matrix showcase the district performance in providing eHealth services through PHCs/FHCs/UPHCs based on six different parameters. These parameters include whether the reception module is started or not, UHID Visits, Doctor Consultation, Pharmacy Usage, Lab Usage and number of Live Institutions. Based on the ranking, the districts are classified into three broad categories, the best performing districts, the average performing districts and the low performing districts.

The best performing districts should strive to continue to remain in the same position, whereas the average performing as well as the low performing districts should strive to reach to the 'top four' league.

The ranking matrix for the month of October '22 is given below:

District	Rank
WAYANAD	1
IDUKKI	2
KOLLAM	2
THIRUVANANTHAPURAM	2
ALAPPUZHA	3
PATHANAMTHITTA	4
THRISSUR	4
KOTTAYAM	5
KOZHIKODE	5
PALAKKAD	5
KANNUR	6
KASARAGOD	7
ERNAKULAM	8
MALAPPURAM	9

 Best performing
 Average performing
 Low performing

3. eHealth - Institution Level Ranking of PHCs/FHCs/UPHCs

Hospital	Rank
Family Health Centre Cheeral	1
Family Health Centre Poothadi	1
Family Health Center Noolpuzha	2
Family Health Centre Chethalayam	2
Family Health Centre Meppady	2
Family Health Centre Vengapally	2
Family Health Centre Kottathara	3
Family Health Centre Padinharethara	3
Family Health Centre Appappara	4
Family Health Centre Thondernad	4
Urban Primary Health Centre Kalpetta	5
Family Health Centre Pozhuthana	6
Family Health Centre Edavaka	7
Family Health Centre Vellamunda	8
Family Health Centre Ambalavayal	9

3.1 eHealth Performance - Reception Module

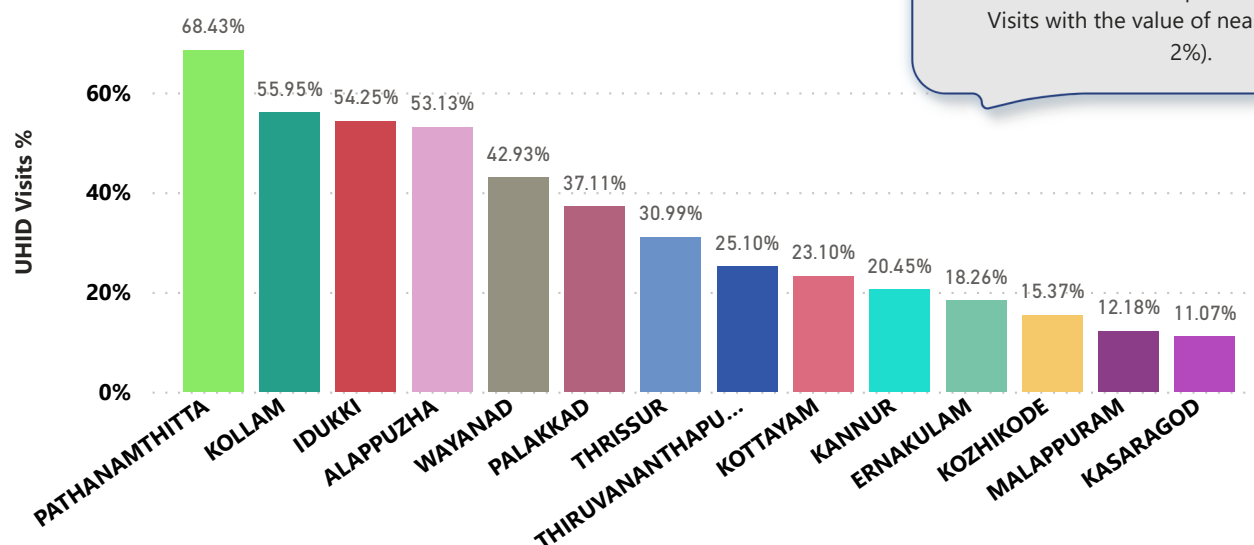
Reception Module is considered to be functional in a PHC/FHC/UPHC only if the number of total visits for the month is of minimum 500.

Reception module started in all PHCs/FHCs/UPHCs

District	PHC/FHC/UPHC Count	PHC/FHC/UPHC with Reception	% of PHC/FHC/UPHC with Reception
ALAPPUZHA	17	17	100.00%
IDUKKI	16	16	100.00%
KASARAGOD	19	19	100.00%
KOLLAM	20	20	100.00%
PATHANAMTHITTA	16	16	100.00%
WAYANAD	15	15	100.00%
PALAKKAD	37	36	97.00%
KANNUR	27	26	96.00%
THRISSUR	51	49	96.00%
KOTTAYAM	21	20	95.00%
THIRUVANANTHAPURAM	66	63	95.00%
ERNAKULAM	31	26	84.00%
KOZHIKODE	29	24	83.00%
MALAPPURAM	46	35	76.00%

3.2 e-Health Performance - UHID Visits

UHID Visit % is calculated as (UHID Visits / Total Visit) *100



WYD district is at position 5 in UHID Visits with the value of nearly 43%(up by 2%).

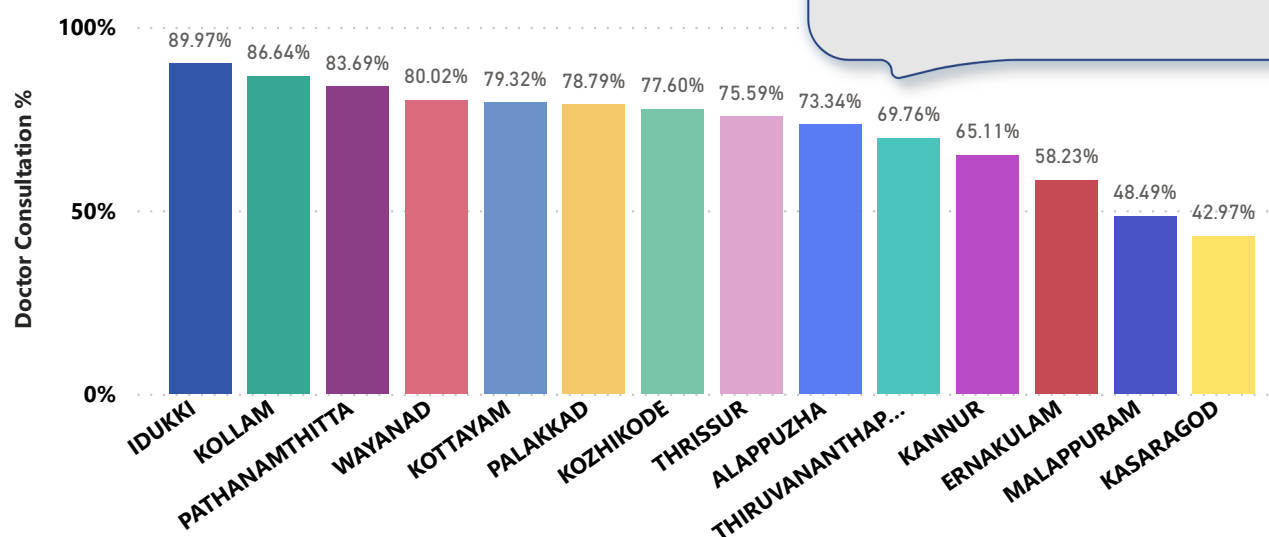
PHCs/FHCs/UPHCs based on UHID Visits

Institutions with atleast 100 UHID visits are listed here.

Hospital	UHID Visit %
Family Health Centre Chethalayam	71.00%
Family Health Centre Kottathara	67.00%
Family Health Centre Pozhuthana	66.00%
Family Health Centre Padinharethara	65.00%
Family Health Centre Poothadi	62.00%
Family Health Centre Cheeral	61.00%
Family Health Centre Vengapally	59.00%
Family Health Centre Meppady	55.00%
Family Health Center Noolpuzha	50.00%
Family Health Centre Thondernad	43.00%
Urban Primary Health Centre Kalpetta	43.00%

Hospital	UHID Visit %
Family Health Centre Edavaka	12.00%
Family Health Centre Vellamunda	12.00%
Family Health Centre Ambalavayal	16.00%
Family Health Centre Appappara	32.00%
Family Health Centre Thondernad	43.00%
Urban Primary Health Centre Kalpetta	43.00%
Family Health Center Noolpuzha	50.00%
Family Health Centre Meppady	55.00%
Family Health Centre Vengapally	59.00%
Family Health Centre Cheeral	61.00%
Family Health Centre Poothadi	62.00%

3.3 e-Health Performance - Doctor Consultation



WYD district is at position 4(down by 2) in OP consultation with the value of 80%(down by 9%).

Doctor Consultation Percentage in PHCs/FHCs/UPHCs

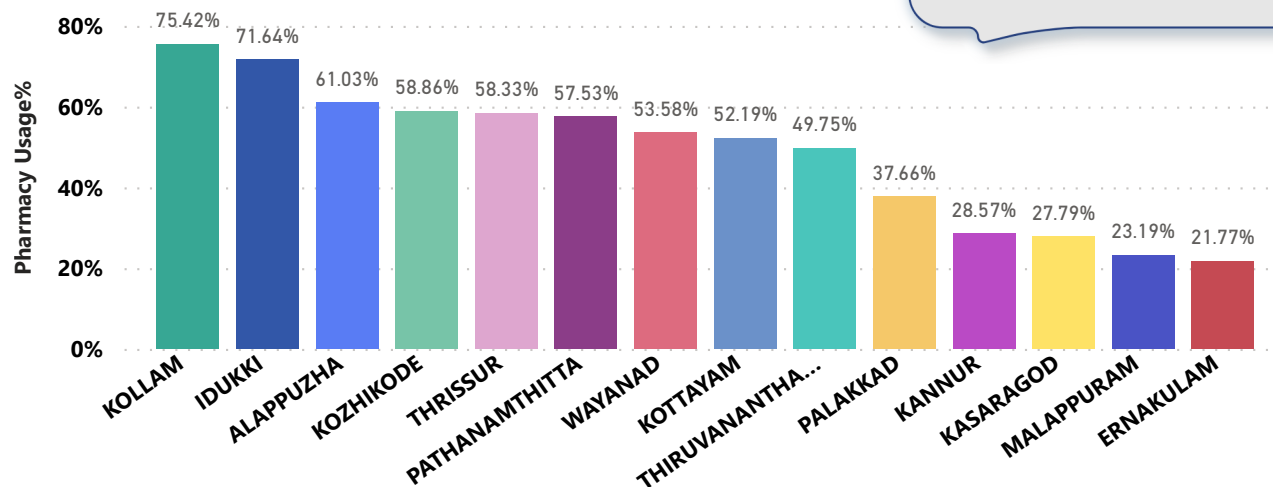
Hospital	Doctor Consultation %
Family Health Centre Poothadi	99.90%
Family Health Centre Vengapally	99.56%
Family Health Centre Cheeral	99.29%
Family Health Centre Thondernad	98.89%
Family Health Centre Meppady	98.12%
Family Health Centre Chethalayam	97.78%
Family Health Center Noolpuzha	95.79%
Family Health Centre Kottathara	94.78%
Family Health Centre Edavaka	91.79%
Family Health Centre Pozhuthana	85.44%
Family Health Centre Padinharethara	81.60%
Family Health Centre Vellamunda	77.25%
Family Health Centre Appappara	75.99%

Hospital	Doctor Consultation %
Family Health Centre Ambalavayal	0.00%
Urban Primary Health Centre Kalpetta	60.35%
Family Health Centre Appappara	75.99%
Family Health Centre Vellamunda	77.25%
Family Health Centre Padinharethara	81.60%
Family Health Centre Pozhuthana	85.44%
Family Health Centre Edavaka	91.79%
Family Health Centre Kottathara	94.78%
Family Health Center Noolpuzha	95.79%
Family Health Centre Chethalayam	97.78%
Family Health Centre Meppady	98.12%
Family Health Centre Thondernad	98.89%
Family Health Centre Cheeral	99.29%

3.4 e-Health Performance - Pharmacy Usage in PHCs/FHCs/UPHCs

Pharmacy usage is calculated as (Pharmacy Prescription Count / Total Visits) *100

The WYD district remains at position 7 in Pharmacy Usage with 53.5%(down by 5%).



Pharmacy Usage in PHCs/FHCs/UPHCs

Hospital	Pharmacy Usage %
Family Health Centre Poothadi	92.00%
Family Health Centre Vengapally	90.00%
Family Health Centre Kottathara	87.00%
Family Health Center Noolpuzha	86.00%
Family Health Centre Cheerl	86.00%
Family Health Centre Chethalayam	83.00%
Family Health Centre Meppady	82.00%
Family Health Centre Padinharethara	70.00%
Family Health Centre Appappara	68.00%
Family Health Centre Thondernad	58.00%
Urban Primary Health Centre Kalpetta	56.00%
Family Health Centre Edavaka	21.00%
Family Health Centre Ambalavayal	0.00%

Hospital	Pharmacy Usage %
Family Health Centre Ambalavayal	0.00%
Family Health Centre Pozhuthana	0.00%
Family Health Centre Vellamunda	0.00%
Family Health Centre Edavaka	21.00%
Urban Primary Health Centre Kalpetta	56.00%
Family Health Centre Thondernad	58.00%
Family Health Centre Appappara	68.00%
Family Health Centre Padinharethara	70.00%
Family Health Centre Meppady	82.00%
Family Health Centre Chethalayam	83.00%
Family Health Center Noolpuzha	86.00%
Family Health Centre Cheerl	86.00%
Family Health Centre Kottathara	87.00%
Family Health Centre Vengapally	90.00%
Family Health Centre Poothadi	92.00%

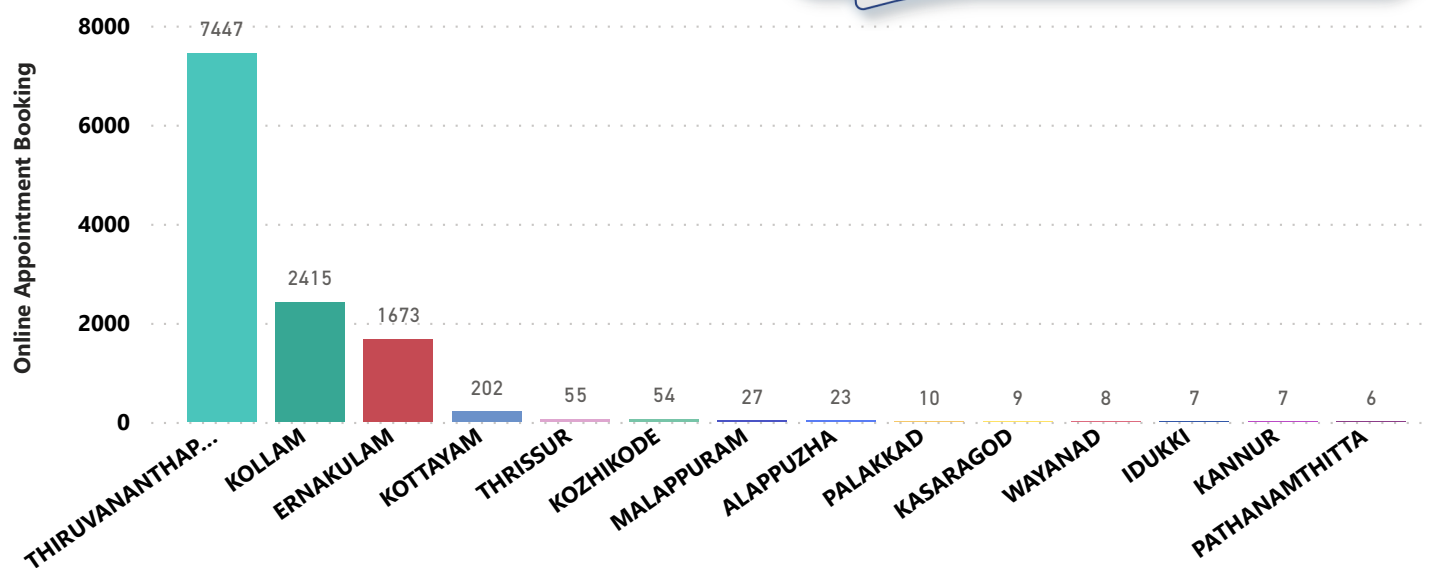
4. Status of Modules started in Hospitals

District wise status of live institutions and the count of various modules [Reception, OP Consultation, Lab, Pharmacy] started.

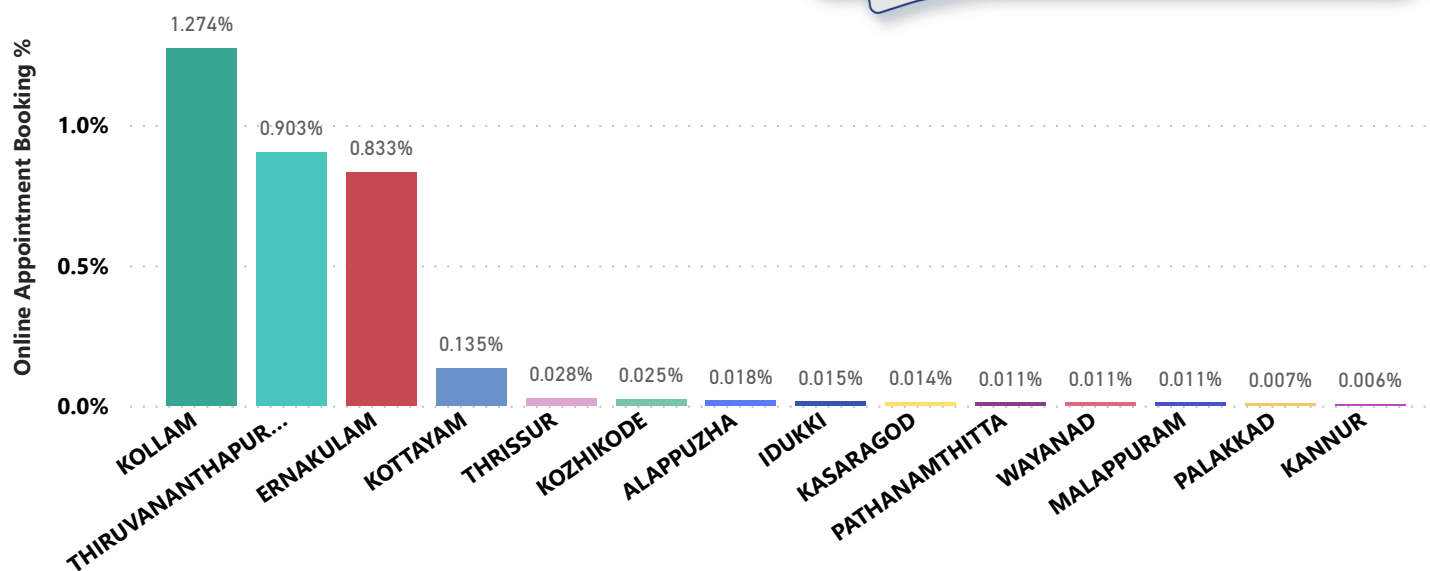
District Name	Live Institutions	Reception	Consultation	Lab	Pharmacy
THIRUVANANTHAPURAM	103	98 (95.1%)	87 (84.5%)	77 (74.8%)	74 (71.8%)
THRISSUR	54	52 (96.3%)	48 (88.9%)	37 (68.5%)	46 (85.2%)
MALAPPURAM	47	34 (72.3%)	24 (51.1%)	13 (27.7%)	13 (27.7%)
KOZHIKODE	38	30 (78.9%)	24 (63.2%)	16 (42.1%)	19 (50.%)
PALAKKAD	38	37 (97.4%)	36 (94.7%)	29 (76.3%)	17 (44.7%)
ERNAKULAM	34	27 (79.4%)	23 (67.6%)	11 (32.4%)	16 (47.1%)
KANNUR	27	26 (96.3%)	24 (88.9%)	18 (66.7%)	12 (44.4%)
KOLLAM	22	22 (100.%)	22 (100.%)	22 (100.%)	22 (100.%)
KOTTAYAM	22	21 (95.5%)	20 (90.9%)	10 (45.5%)	18 (81.8%)
KASARAGOD	19	19 (100.%)	19 (100.%)	15 (78.9%)	14 (73.7%)
ALAPPUZHA	18	18 (100.%)	17 (94.4%)	15 (83.3%)	16 (88.9%)
IDUKKI	17	17 (100.%)	15 (88.2%)	11 (64.7%)	13 (76.5%)
PATHANAMTHITTA	17	17 (100.%)	15 (88.2%)	11 (64.7%)	10 (58.8%)
WAYANAD	15	15 (100.%)	14 (93.3%)	14 (93.3%)	12 (80.%)
Total	471	433 (91.9%)	388 (82.4%)	299 (63.5%)	302 (64.1%)

5. Percentage of Online Appointment Booking in Hospitals

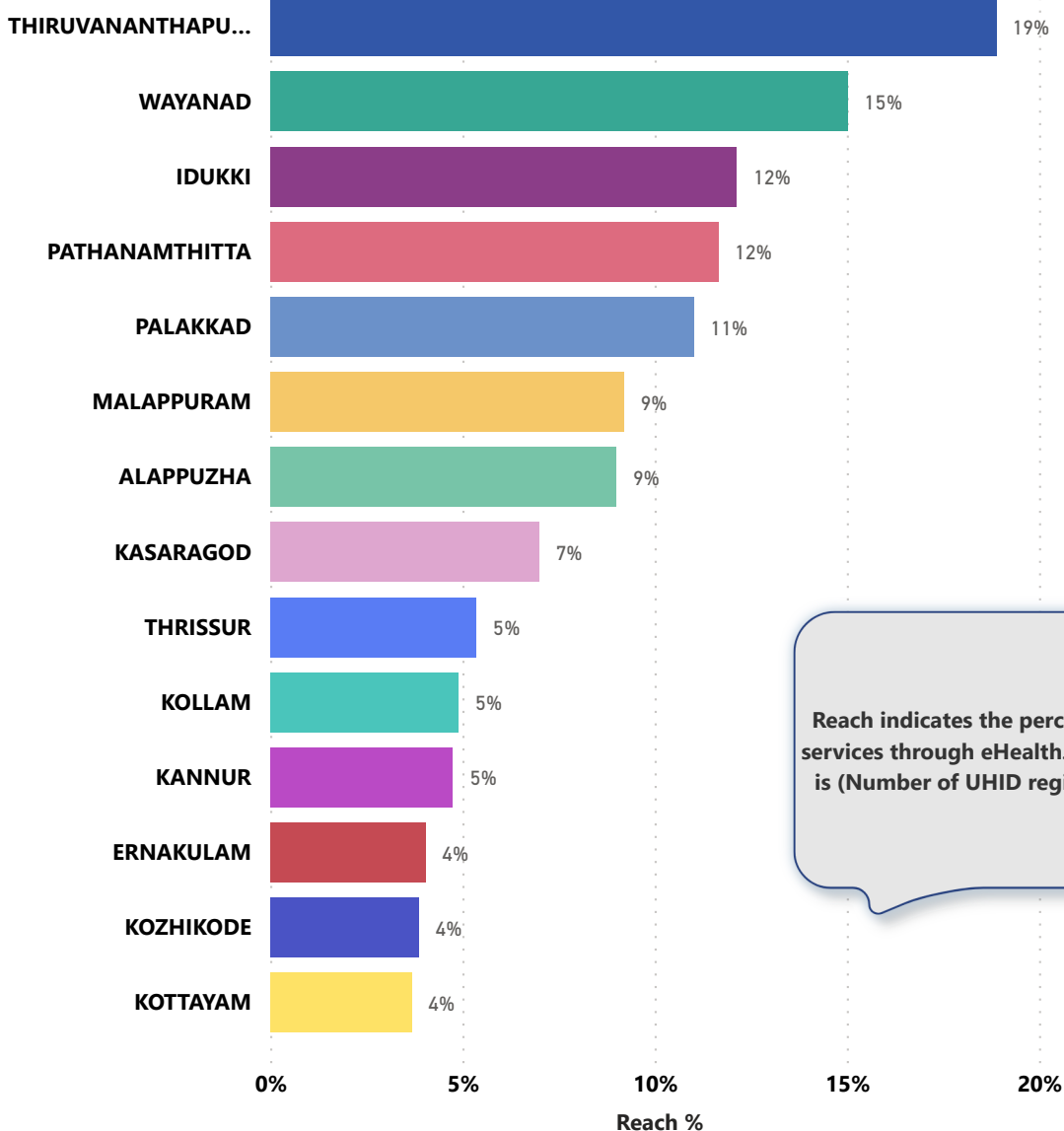
District-wise count of Online appointments taken during the month of October '22. WYD district is at position 11 in online appointment booking.



District-wise percentage of online appointment booking up on OP visits for the month of October '22. Calculation is performed as (Online Visits / OP Visits) * 100 %.



6. eHealth Performance - Reach



Reach indicates the percentage of population availing services through eHealth. The formula used to calculate is $(\text{Number of UHID registered} / \text{Population}) * 100 \%$.

7. Public Health Survey Status

