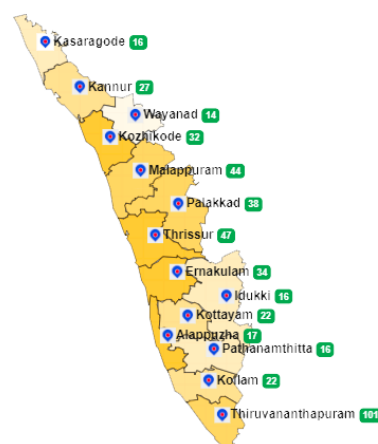


1. eHealth Kerala - Vital Statistics

Live Institutions	18
Medical College Hospitals	1
PHCs/FHCs	15
CHCs	0
DHs/GHs	0
PH Labs	0
Other(Inc UPHCs,Taluk Hospitals)	2



2. Highlights



- The Alappuzha district is at 2nd position (up by 2) in overall performance ranking of districts based on PHCs/FHCs/UPHCs.
- Reception module started at all institutions
- The district is at 7th position in reach rank which indicates UHID registration proportionate to the population.



- The Alappuzha district came down to 4th position UHID visits with the value of 49.67%.
- The District
 - - remains in 7th position in Consultation (78%).
 - came down to position 3(down by 1) in Pharmacy Usage with 66.41%.
- The district moved from position 6 to 8 in online appointment booking.
- The district is at position 5 in house survey completion(4%) and at position 8 in member survey completion(0.05%).

3. eHealth - District Ranking Matrix Based on Performance of PHCs/FHCs/UPHCs

The ranking matrix showcase the district performance in providing eHealth services through PHCs/FHCs/UPHCs based on six different parameters. These parameters include whether the reception module is started or not, UHID Visits, Doctor Consultation, Pharmacy Usage, Lab Usage and number of Live Institutions. Based on the ranking, the districts are classified into three broad categories, the best performing districts, the average performing districts and the low performing districts.

The best performing districts should strive to continue to remain in the same position, whereas the average performing as well as the low performing districts should strive to reach to the 'top four' league.

The ranking matrix for the month of September '22 is given below:

District	Rank
IDUKKI	1
KOLLAM	1
WAYANAD	1
ALAPPUZHA	2
THIRUVANANTHAPURAM	2
PATHANAMTHITTA	3
THRISSUR	3
KOTTAYAM	4
PALAKKAD	5
KANNUR	6
KOZHIKODE	6
KASARAGOD	7
ERNAKULAM	8
MALAPPURAM	9

 Best performing
 Average performing
 Low performing

3. eHealth - Institution Level Ranking of PHCs/FHCs/UPHCs

Hospital	Rank
Family Health Centre Purakkad	1
Family Health Centre Pallipuram	2
Urban Primary Health Centre Mullathu Valappu	2
Family Health Centre Kanjikuzhy	3
Family Health Centre Punnappa North	3
Family Health Centre Vettakkal	3
Family Health Centre Arattupuzha	4
Family Health Centre Cheruthana	5
Family Health Centre Palamel	5
Family Health Centre Panavally	5
Family Health Centre Veeyapuram	5
Family Health Centre Aroor	6
Family Health Centre Kalavoor	7
Family Health Centre Perumpalam	8
Urban Primary Health Centre Cheravally	8
Family Health Centre Chettikulangara	9
Family Health Centre Kandallor	10

3.1 eHealth Performance - Reception Module

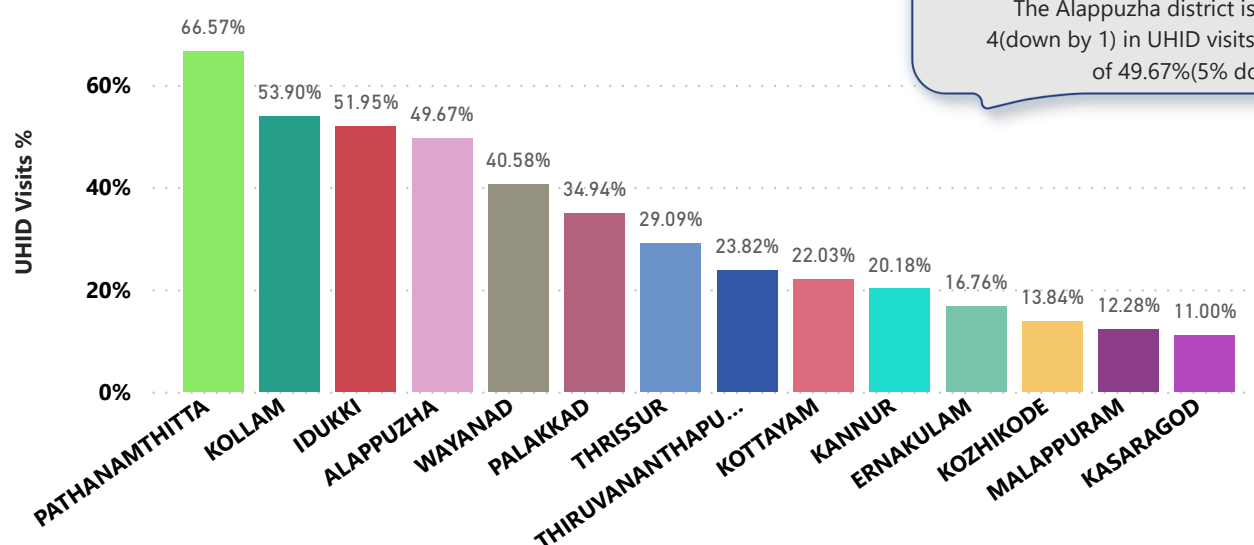
Reception Module is considered to be functional in a PHC/FHC/UPHC only if the number of total visits for the month is of minimum 500.

All the 17 PHCs/FHCs/UPHCs, started Reception Module .

District	PHC/FHC/UPHC Count	PHC/FHC/UPHC with Reception	% of PHC/FHC/UPHC with Reception
WAYANAD	15	15	100.00%
IDUKKI	16	16	100.00%
PATHANAMTHITTA	16	16	100.00%
ALAPPUZHA	17	17	100.00%
KASARAGOD	19	18	95.00%
KOLLAM	20	20	100.00%
KOTTAYAM	21	20	95.00%
KANNUR	27	26	96.00%
KOZHIKODE	27	24	89.00%
ERNAKULAM	31	26	84.00%
PALAKKAD	37	36	97.00%
MALAPPURAM	46	33	72.00%
THRISSUR	51	49	96.00%
THIRUVANANTHAPURAM	66	64	97.00%

3.2 e-Health Performance - UHID Visits

UHID Visit % is calculated as (UHID Visits / Total Visit) *100



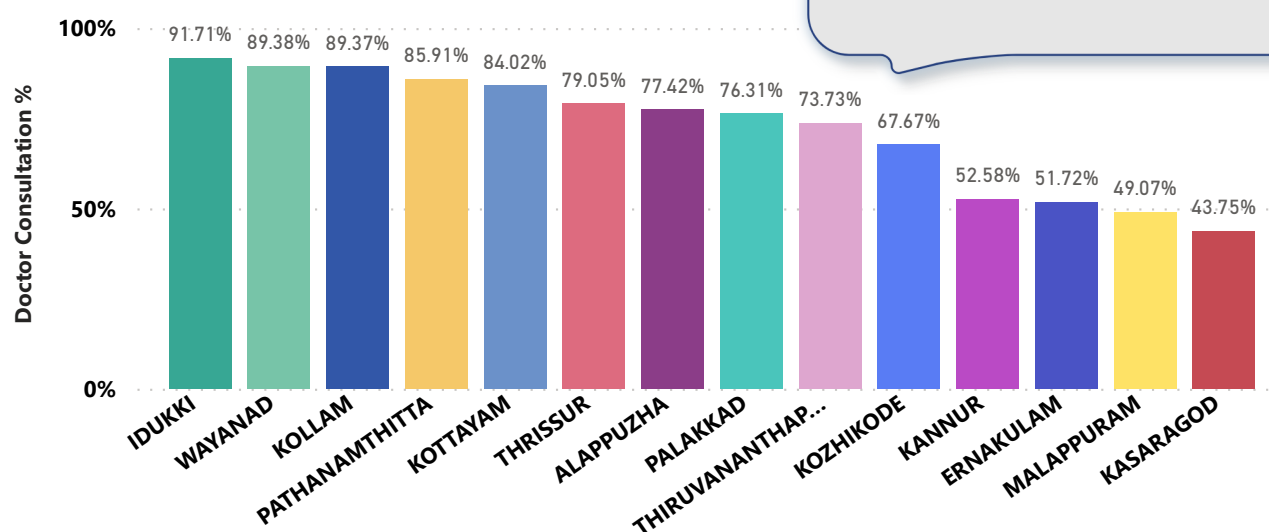
The Alappuzha district is at position 4(down by 1) in UHID visits with the value of 49.67%(5% down).

PHCs/FHCs/UPHCs based on UHID Visits

Hospital	UHID Visit %
Family Health Centre Purakkad	83.00%
Family Health Centre Vettakkal	80.00%
Family Health Centre Perumpalam	71.00%
Family Health Centre Punnapra North	68.00%
Family Health Centre Palamel	61.00%
Family Health Centre Kanjikuzhy	59.00%
Family Health Centre Pallipuram	50.00%
Family Health Centre Aroor	49.00%
Urban Primary Health Centre Mullathu Valappu	49.00%
Family Health Centre Panavally	48.00%
Family Health Centre Cheruthana	46.00%
Family Health Centre Arattupuzha	45.00%
Family Health Centre Veeyapuram	45.00%
Urban Primary Health Centre Cheravally	30.00%
Family Health Centre Kandallor	29.00%
Family Health Centre Kalavoor	24.00%
Family Health Centre Chettikulangara	13.00%

Institutions with atleast 100 UHID visits are listed here.

3.3 e-Health Performance - Doctor Consultation



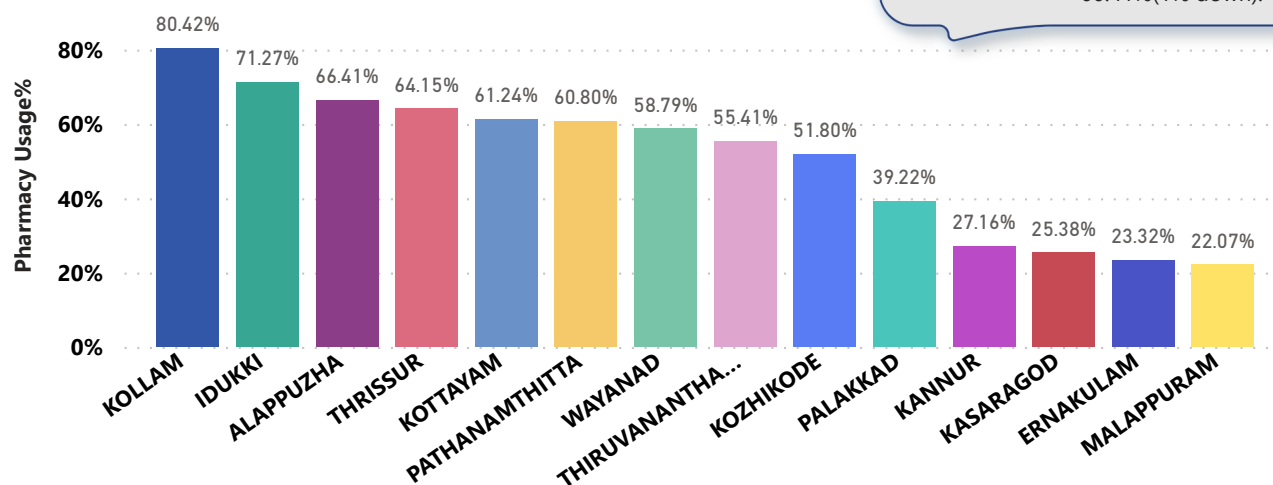
Doctor Consultation Percentage in PHCs/FHCs/UPHCs

Hospital	Doctor Consultation %
Family Health Centre Purakkad	99.50%
Family Health Centre Punnapra North	97.89%
Family Health Centre Palamel	97.02%
Family Health Centre Kanjikuzhy	95.69%
Family Health Centre Cheruthana	94.19%
Family Health Centre Veeyapuram	93.20%
Urban Primary Health Centre Mullathu Valappu	91.99%
Family Health Centre Pallipuram	90.82%
Family Health Centre Kalavoor	89.76%
Family Health Centre Vettakkal	81.80%
Family Health Centre Aroor	81.57%
Family Health Centre Arattupuzha	80.15%
Family Health Centre Panavally	77.72%
Family Health Centre Chettikulangara	55.42%
Urban Primary Health Centre Cheravally	45.24%
Family Health Centre Perumpalam	28.29%
Family Health Centre Kandalloor	0.00%

3.4 e-Health Performance - Pharmacy Usage in PHCs/FHCs/UPHCs

Pharmacy usage is calculated as (Pharmacy Prescription Count / Total Visits) *100

The Alappuzha district stands at position 3(down by 1) in Pharmacy Usage with 66.41%(1% down).



Pharmacy Usage in PHCs/FHCs/UPHCs

Hospital	Pharmacy Usage %
Family Health Centre Punnapra North	94.00%
Family Health Centre Veeyapuram	92.00%
Family Health Centre Purakkad	91.00%
Family Health Centre Kanjikuzhy	87.00%
Urban Primary Health Centre Mullathu Valappu	87.00%
Family Health Centre Pallipuram	82.00%
Family Health Centre Cheruthana	81.00%
Family Health Centre Vettakkal	79.00%
Family Health Centre Palamel	74.00%
Family Health Centre Kalavoor	73.00%
Family Health Centre Aroor	65.00%
Family Health Centre Arattupuzha	62.00%
Family Health Centre Chettikulangara	54.00%
Family Health Centre Panavally	51.00%
Family Health Centre Perumpalam	27.00%
Urban Primary Health Centre Cheravally	16.00%
Family Health Centre Kandallloor	0.00%

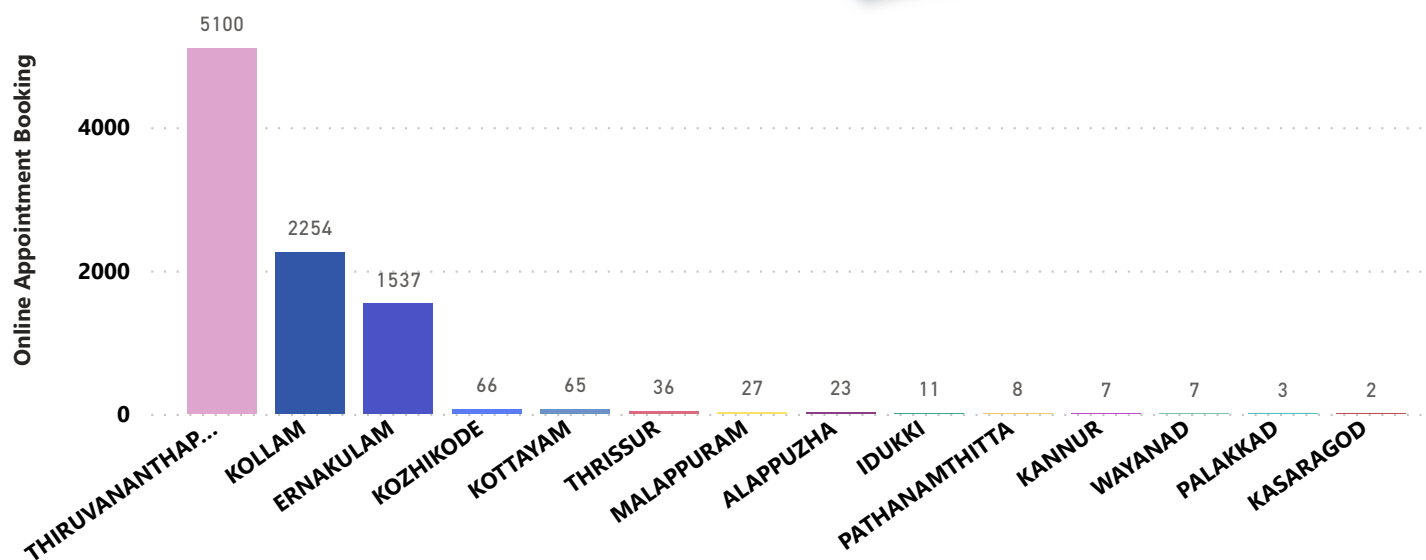
4. Status of Modules started in Hospitals

District wise status of live institutions and the count of various modules [Reception, OP Consultation, Lab, Pharmacy] started.

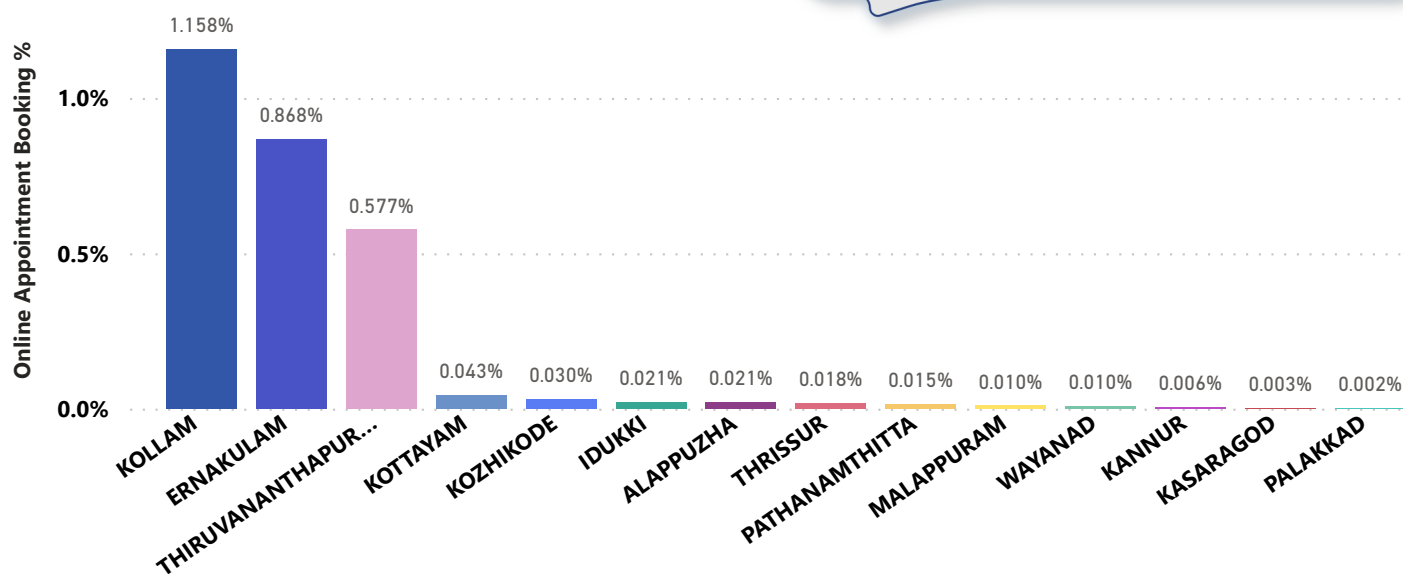
District Name	Live Institutions	Reception	Consultation	Lab	Pharmacy
THIRUVANANTHAPURAM	103	99 (96.1%)	90 (87.4%)	76 (73.8%)	80 (77.7%)
THRISSUR	53	51 (96.2%)	49 (92.5%)	38 (71.7%)	48 (90.6%)
MALAPPURAM	47	34 (72.3%)	23 (48.9%)	13 (27.7%)	12 (25.5%)
PALAKKAD	38	37 (97.4%)	36 (94.7%)	30 (78.9%)	17 (44.7%)
KOZHIKODE	36	30 (83.3%)	25 (69.4%)	19 (52.8%)	19 (52.8%)
ERNAKULAM	34	28 (82.4%)	23 (67.6%)	10 (29.4%)	14 (41.2%)
KANNUR	27	26 (96.3%)	24 (88.9%)	17 (63.%)	10 (37.%)
KOLLAM	22	22 (100.%)	22 (100.%)	22 (100.%)	22 (100.%)
KOTTAYAM	22	21 (95.5%)	21 (95.5%)	14 (63.6%)	19 (86.4%)
KASARAGOD	19	19 (100.%)	16 (84.2%)	12 (63.2%)	13 (68.4%)
ALAPPUZHA	18	18 (100.%)	17 (94.4%)	14 (77.8%)	16 (88.9%)
IDUKKI	17	16 (94.1%)	16 (94.1%)	11 (64.7%)	14 (82.4%)
PATHANAMTHITTA	17	17 (100.%)	15 (88.2%)	10 (58.8%)	10 (58.8%)
WAYANAD	15	15 (100.%)	14 (93.3%)	14 (93.3%)	11 (73.3%)
Total	468	433 (92.5%)	391 (83.5%)	300 (64.1%)	305 (65.2%)

5. Percentage of Online Appointment Booking in Hospitals

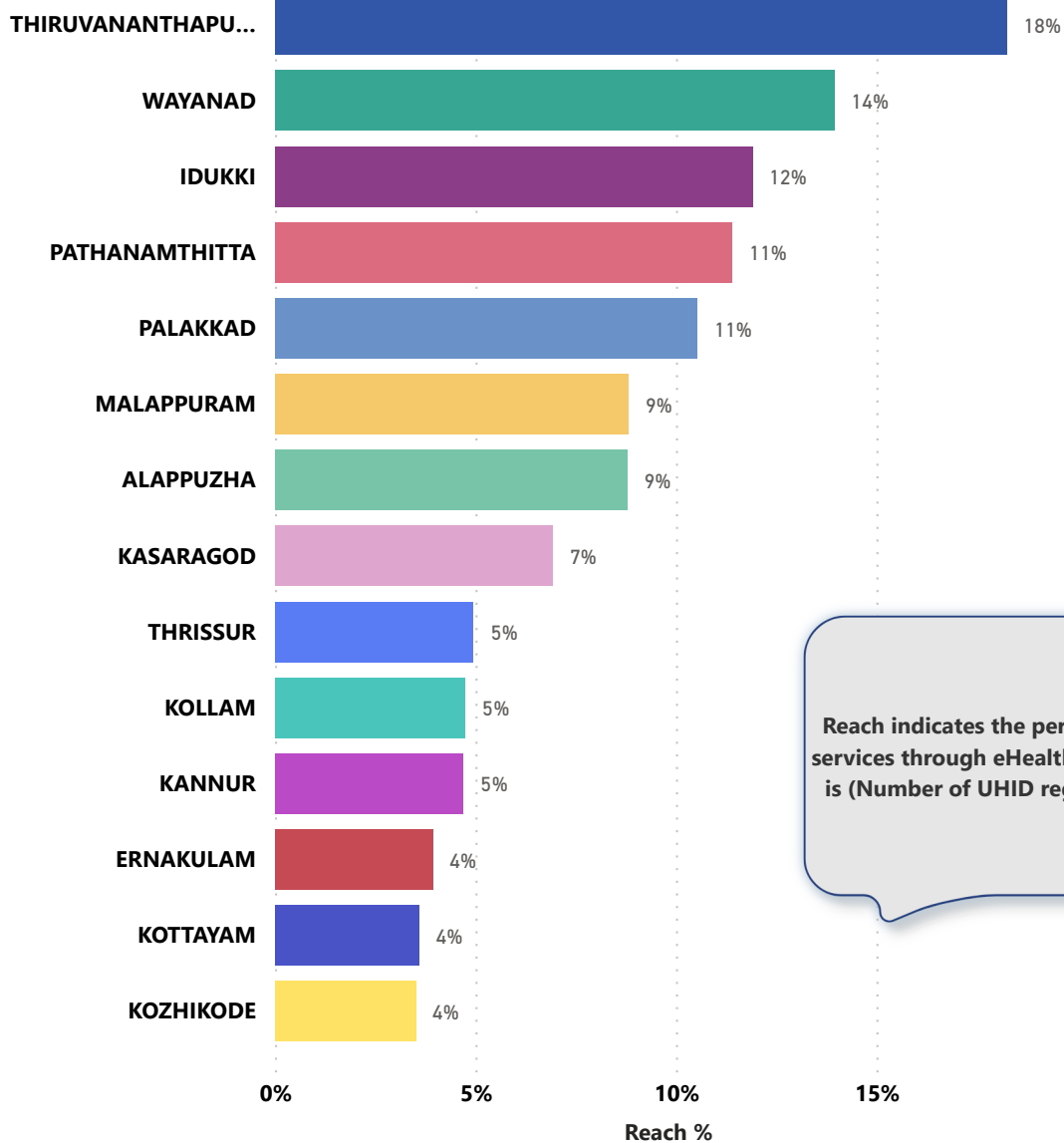
District-wise count of online appointments taken during the month September '22. Alappuzha district is at position 8(down by 1) in online appointment booking.



District-wise percentage of online appointment booking up on OP visits for the month of September '22. Calculation is performed as (Online Visits / OP Visits) * 100 %.



6. eHealth Performance - Reach



Reach indicates the percentage of population availing services through eHealth. The formula used to calculate is $(\text{Number of UHID registered} / \text{Population}) * 100 \%$.

7. Public Health Survey Status

