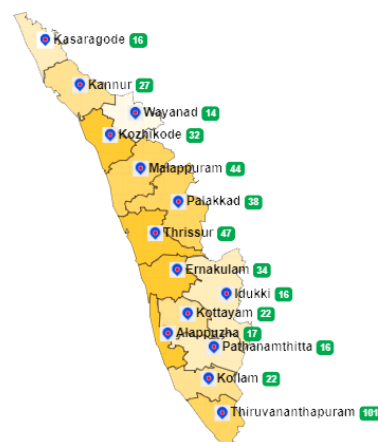


1. eHealth Kerala - Vital Statistics

Live Institutions	34
Medical College Hospitals	1
PHCs/FHCs	28
CHCs	0
DHs/GHs	1
PH Labs	0
Other(Inc UPHCs,Taluk Hospitals)	4



2. Highlights



- Out of 31 PHCs/FHCs/UPHCs ,26 institutions started Reception Module .
- The district remains at position 3 in online appointment booking.



- The Ernakulam district has moved to second last position (down by 1)in overall performance ranking of districts based on PHCs/FHCs/UPHCs.
- District remains at :
 - position 11 in UHID Visits (17%) .
 - position 12 in Doctor Consultation(52%).
 - position 13(down by 1) in Pharmacy Usage(23%).
- The district is at 12th position in reach rank which indicates UHID registration proportionate to the population.
- The district is at position 8 in house survey completion (2.19%) and at position 12 in member survey completion (0.01%).

3. eHealth - District Ranking Matrix Based on Performance of PHCs/FHCs/UPHCs

The ranking matrix showcase the district performance in providing eHealth services through PHCs/FHCs/UPHCs based on six different parameters. These parameters include whether the reception module is started or not, UHID Visits, Doctor Consultation, Pharmacy Usage, Lab Usage and number of Live Institutions. Based on the ranking, the districts are classified into three broad categories, the best performing districts, the average performing districts and the low performing districts.

The best performing districts should strive to continue to remain in the same position, whereas the average performing as well as the low performing districts should strive to reach to the 'top four' league.

The ranking matrix for the month of September '22 is given below:

District	Rank
IDUKKI	1
KOLLAM	1
WAYANAD	1
ALAPPUZHA	2
THIRUVANANTHAPURAM	2
PATHANAMTHITTA	3
THRISSUR	3
KOTTAYAM	4
PALAKKAD	5
KANNUR	6
KOZHIKODE	6
KASARAGOD	7
ERNAKULAM	8
MALAPPURAM	9

 Best performing
 Average performing
 Low performing

3. eHealth - Institution Level Ranking of PHCs/FHCs/UPHCs

Hospital	Rank
Family Health Centre Maneed	1
Family Health Centre Eroor	2
Family Health Centre Karumallor	3
Family Health Centre Vazhakulam	4
Family Health Centre Chellanam	5
Family Health Centre Cheranelloore	5
Family Health Centre Manjapra	6
Family Health Centre Mazhuvannoor	6
Family Health Centre Munambam	6
Family Health Centre Neriyamangalam	7
Family Health Centre Thirumarady	7
Family Health Centre Chowara	8
Family Health Centre Gothuruth	8
Family Health Centre Kadavoor	8
Family Health Centre Kodanad	8
Family Health Centre Kottappady	8
Family Health Centre Paipra	8
Family Health Centre Alangad	9
Family Health Centre Chittattukara	9
Family Health Centre Edavanakkad	9
Family Health Centre Koonammavu	9
Family Health Centre Kuttampuzha	9
Family Health Centre Mulavukad	9
Family Health Centre Okkal	9
Family Health Centre Rayamangalam	9
Family Health Centre Thiruvaniyoor	9
Family Health Centre Ayyampuzha	10
Urban Primary Health Centre Elamanthoppu	11
Urban Primary Health Centre Kennadimukku	11
Urban Primary Health Centre Moolamkuzhy	11

3.1 eHealth Performance - Reception Module

Reception Module is considered to be functional in a PHC/FHC/UPHC only if the number of total visits for the month is of minimum 500.

Reception module started in 26 of the 31 PHCs/FHCs/UPHCs of the district. of the

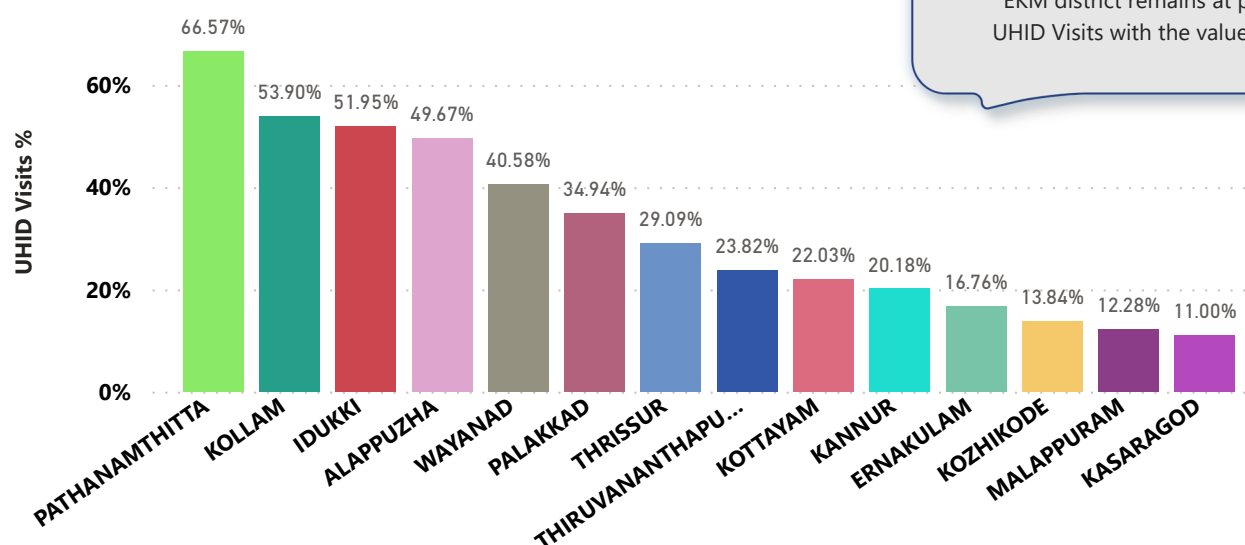
District	PHC/FHC/UPHC Count	PHC/FHC/UPHC with Reception	% of PHC/FHC/UPHC with Reception
WAYANAD	15	15	100.00%
IDUKKI	16	16	100.00%
PATHANAMTHITTA	16	16	100.00%
ALAPPUZHA	17	17	100.00%
KASARAGOD	19	18	95.00%
KOLLAM	20	20	100.00%
KOTTAYAM	21	20	95.00%
KANNUR	27	26	96.00%
KOZHIKODE	27	24	89.00%
ERNAKULAM	31	26	84.00%
PALAKKAD	37	36	97.00%
MALAPPURAM	46	33	72.00%
THRISSUR	51	49	96.00%
THIRUVANANTHAPURAM	66	64	97.00%

Institutions where the reception module is either not started or not using

Hospital Name
Family Health Centre Ayyampuzha
Family Health Centre Nayarambalm
Urban Primary Health Centre Elamanthoppu
Urban Primary Health Centre Kennadimukku
Urban Primary Health Centre Moolamkuzhy

3.2 e-Health Performance - UHID Visits

UHID Visit % is calculated as (UHID Visits / Total Visit) *100



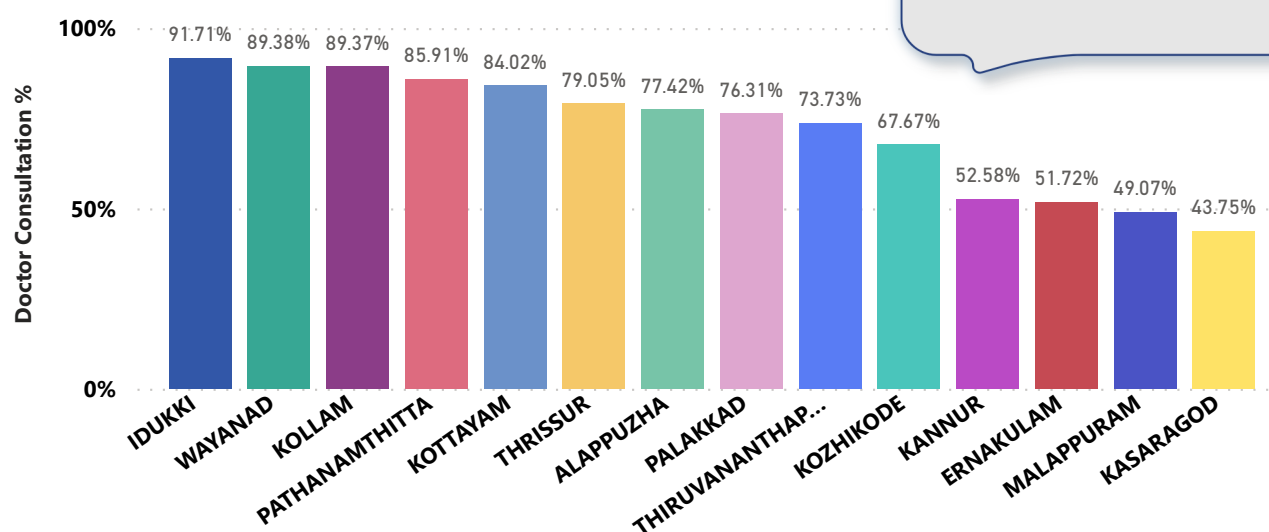
EKM district remains at position 11 in UHID Visits with the value of nearly 17%

PHCs/FHCs/UPHCs based on UHID Visits

Hospital	UHID Visit %
Family Health Centre Munambam	63.00%
Family Health Centre Eroor	59.00%
Family Health Centre Maneed	52.00%
Family Health Centre Thirumarady	45.00%
Family Health Centre Neriyamangalam	29.00%
Family Health Centre Kadavoor	26.00%
Family Health Centre Paipra	26.00%
Family Health Centre Kottappady	24.00%
Family Health Centre Cheranelloore	21.00%
Family Health Centre Mazhuvannoor	17.00%
Family Health Centre Thiruvaniyoor	17.00%
Family Health Centre Vazhakulam	16.00%
Family Health Centre Manjapra	13.00%
Family Health Centre Chittattukara	11.00%
Family Health Centre Edavanakkad	8.00%
Family Health Centre Mulavukad	5.00%
Family Health Centre Kodanad	4.00%
Family Health Centre Rayamangalam	4.00%
Family Health Centre Koonammavu	3.00%

Institutions with atleast 100 UHID visits are listed here.

3.3 e-Health Performance - Doctor Consultation



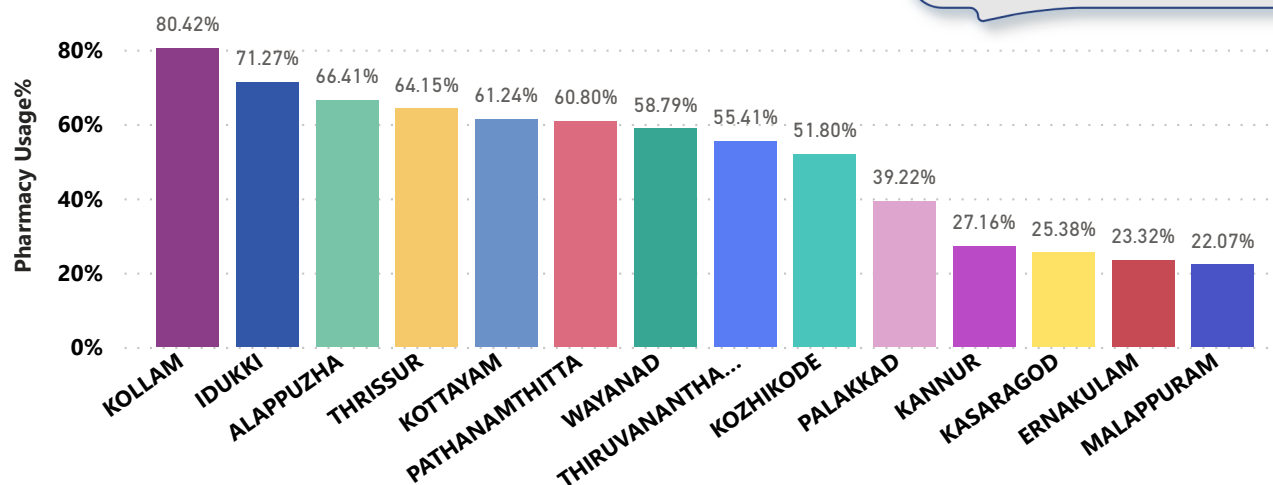
Doctor Consultation Percentage in PHCs/FHCs/UPHCs

Hospital	Doctor Consultation %
Family Health Centre Eroor	99.93%
Family Health Centre Cheranelloore	94.99%
Family Health Centre Maneed	93.19%
Family Health Centre Manjapra	90.22%
Family Health Centre Mazhuvannoor	82.55%
Family Health Centre Vazhakulam	80.60%
Family Health Centre Kodanad	69.40%
Family Health Centre Neriyamangalam	63.32%
Family Health Centre Thiruvaniyoor	42.64%
Family Health Centre Thirumarady	41.29%
Family Health Centre Kottappady	30.66%
Family Health Centre Rayamangalam	24.21%
Family Health Centre Kadavoor	23.19%
Family Health Centre Chittattukara	11.14%
Family Health Centre Koonammavu	0.27%
Family Health Centre Paipra	0.25%
Family Health Centre Edavanakkad	0.00%
Family Health Centre Mulavukad	0.00%
Family Health Centre Munambam	0.00%

3.4 e-Health Performance - Pharmacy Usage in PHCs/FHCs/UPHCs

Pharmacy usage is calculated as (Pharmacy Prescription Count / Total Visits) *100

The EKM district stands at position 13(down by 1) in Pharmacy Usage with 23%(down by 1%).



Pharmacy Usage in PHCs/FHCs/UPHCs

Hospital	Pharmacy Usage %
Family Health Centre Eroor	96.00%
Family Health Centre Maneed	82.00%
Family Health Centre Vazhakulam	69.00%
Family Health Centre Mazhuvannoor	54.00%
Family Health Centre Kottappady	28.00%
Family Health Centre Thiruvaniyoor	26.00%
Family Health Centre Cheranelloore	20.00%
Family Health Centre Thirumarady	13.00%
Family Health Centre Kodanad	2.00%
Family Health Centre Rayamangalam	2.00%
Family Health Centre Chittattukara	1.00%
Family Health Centre Edavanakkad	0.00%
Family Health Centre Kadavoor	0.00%
Family Health Centre Koonammavu	0.00%
Family Health Centre Manjapra	0.00%
Family Health Centre Mulavukad	0.00%
Family Health Centre Munambam	0.00%
Family Health Centre Neriyamangalam	0.00%
Family Health Centre Paipra	0.00%

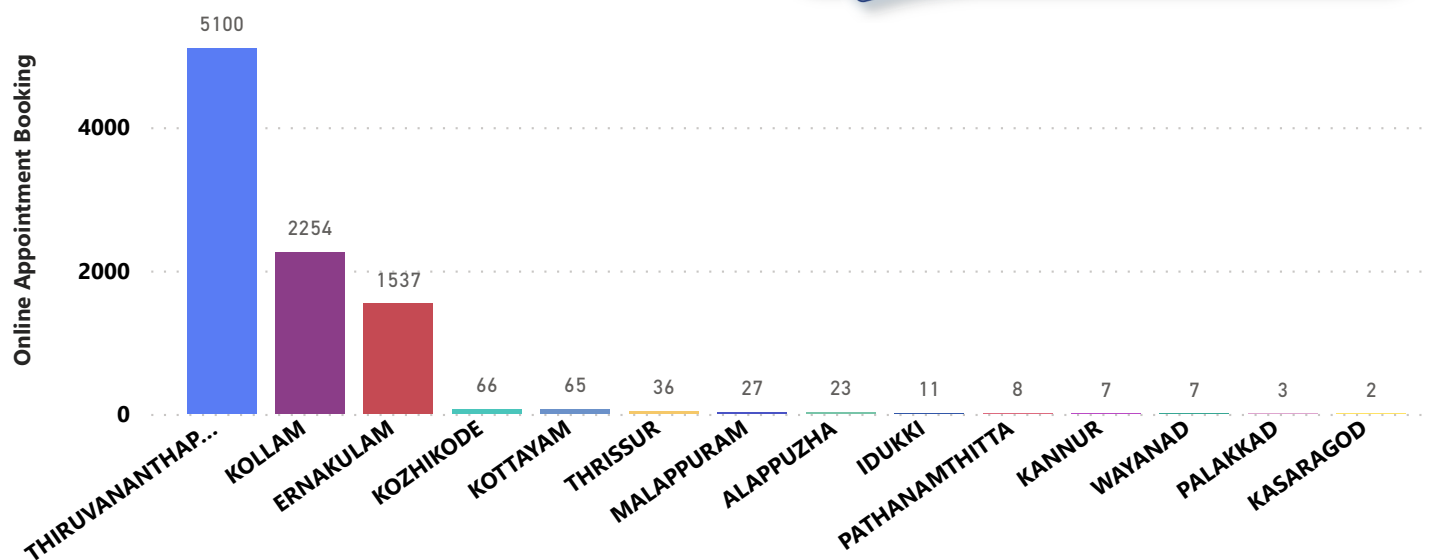
4. Status of Modules started in Hospitals

District wise status of live institutions and the count of various modules [Reception, OP Consultation, Lab, Pharmacy] started.

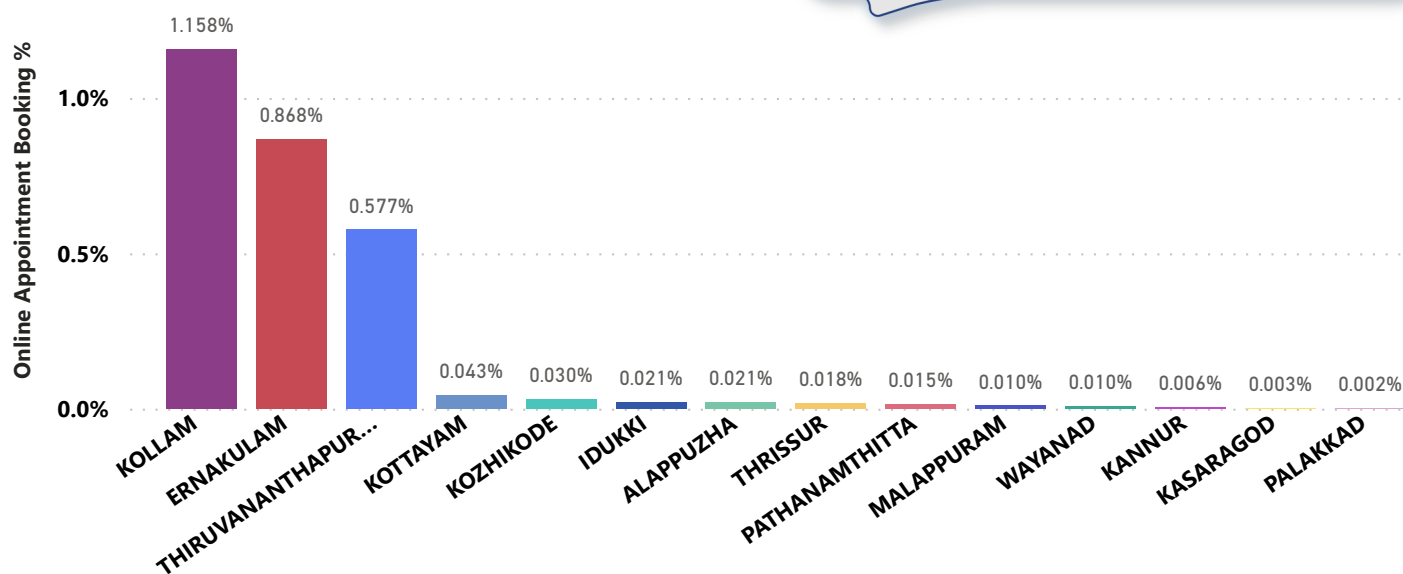
District Name	Live Institutions	Reception	Consultation	Lab	Pharmacy
THIRUVANANTHAPURAM	103	99 (96.1%)	90 (87.4%)	76 (73.8%)	80 (77.7%)
THRISSUR	53	51 (96.2%)	49 (92.5%)	38 (71.7%)	48 (90.6%)
MALAPPURAM	47	34 (72.3%)	23 (48.9%)	13 (27.7%)	12 (25.5%)
PALAKKAD	38	37 (97.4%)	36 (94.7%)	30 (78.9%)	17 (44.7%)
KOZHIKODE	36	30 (83.3%)	25 (69.4%)	19 (52.8%)	19 (52.8%)
ERNAKULAM	34	28 (82.4%)	23 (67.6%)	10 (29.4%)	14 (41.2%)
KANNUR	27	26 (96.3%)	24 (88.9%)	17 (63.%)	10 (37.%)
KOLLAM	22	22 (100.%)	22 (100.%)	22 (100.%)	22 (100.%)
KOTTAYAM	22	21 (95.5%)	21 (95.5%)	14 (63.6%)	19 (86.4%)
KASARAGOD	19	19 (100.%)	16 (84.2%)	12 (63.2%)	13 (68.4%)
ALAPPUZHA	18	18 (100.%)	17 (94.4%)	14 (77.8%)	16 (88.9%)
IDUKKI	17	16 (94.1%)	16 (94.1%)	11 (64.7%)	14 (82.4%)
PATHANAMTHITTA	17	17 (100.%)	15 (88.2%)	10 (58.8%)	10 (58.8%)
WAYANAD	15	15 (100.%)	14 (93.3%)	14 (93.3%)	11 (73.3%)
Total	468	433 (92.5%)	391 (83.5%)	300 (64.1%)	305 (65.2%)

5. Percentage of Online Appointment Booking in Hospitals

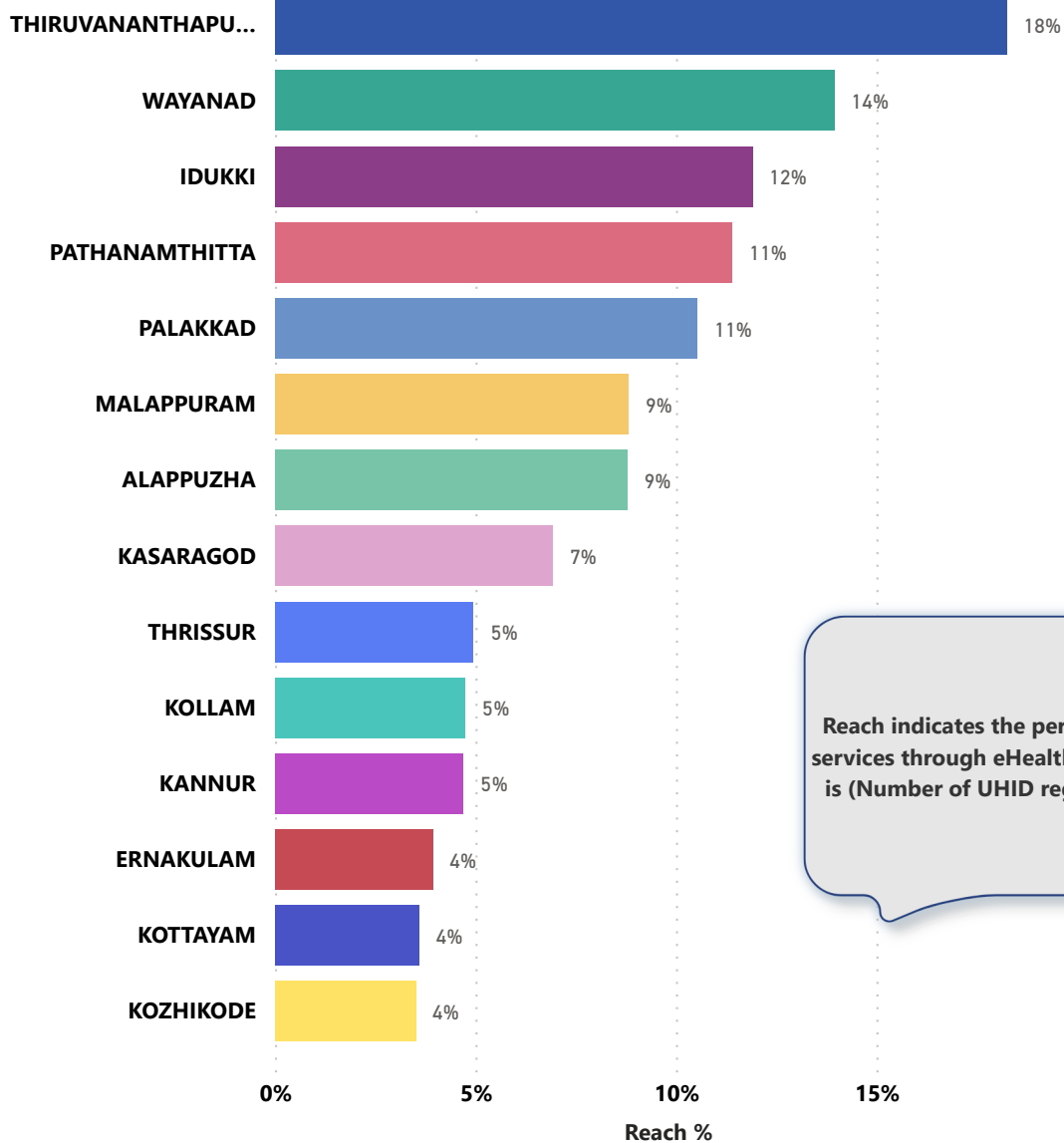
District-wise count of Online appointments taken during the month of September '22. EKM district remains at 3rd position in online appointment booking.



District-wise percentage of online appointment booking up on OP visits for the month of September '22. Calculation is performed as (Online Visits / OP Visits) * 100 %.



6. eHealth Performance - Reach



Reach indicates the percentage of population availing services through eHealth. The formula used to calculate is $(\text{Number of UHID registered} / \text{Population}) * 100 \%$.

7. Public Health Survey Status

