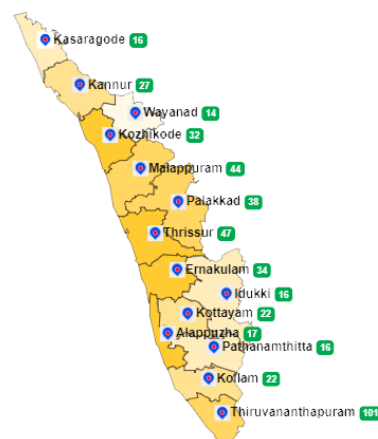


1. eHealth Kerala - Vital Statistics

Live Institutions	17
Medical College Hospitals	0
PHCs/FHCs	15
CHCs	1
DHs/GHs	0
PH Labs	0
Other(Inc UPHCs,Taluk Hospitals)	1



2. Highlights



- eHealth rolled out in 1 new institution during the month of September'22 in Idukki district.
- The Idukki district has moved to top position(up by 3) in overall performance ranking of districts based on PHCs/FHCs/UPHCs.
- Reception module started in all PHCs/FHCs/UPHCs.
- District is at :
 - - position 3(up by 1) in UHID Visits (52%).
 - - remains in position 1 in Doctor Consultation(92%, 2% up).
 - - position 2 (up by 6) in Pharmacy Usage(71%, up by 14%).
- The district is at position 9(up by 2) in the number of online appointment booking.
- The district is at position 2 in reach rank which indicates UHID registration proportionate to the population.



- The district is at position 2 in house survey completion (43.25%) and at position 5 in member survey completion (0.2%).


3. eHealth - District Ranking Matrix Based on Performance of PHCs/FHCs/UPHCs

The ranking matrix showcase the district performance in providing eHealth services through PHCs/FHCs/UPHCs based on six different parameters. These parameters include whether the reception module is started or not, UHID Visits, Doctor Consultation, Pharmacy Usage, Lab Usage and number of Live Institutions. Based on the ranking, the districts are classified into three broad categories, the best performing districts, the average performing districts and the low performing districts.

The best performing districts should strive to continue to remain in the same position, whereas the average performing as well as the low performing districts should strive to reach to the 'top four' league.

The ranking matrix for the month of September '22 is given below:

District	Rank
IDUKKI	1
KOLLAM	1
WAYANAD	1
ALAPPUZHA	2
THIRUVANANTHAPURAM	2
PATHANAMTHITTA	3
THRISSUR	3
KOTTAYAM	4
PALAKKAD	5
KANNUR	6
KOZHIKODE	6
KASARAGOD	7
ERNAKULAM	8
MALAPPURAM	9

 Best performing
 Average performing
 Low performing

3. eHealth - Institution Level Ranking of PHCs/FHCs/UPHCs

Hospital	Rank
Family Health Centre Elamdesom	1
Family Health Centre Kanchiyar	1
Family Health Centre Kumaramangalam	1
Family Health Centre Kumily	1
Family Health Centre Kudayathur	2
Family Health Centre Mariyapuram	2
Family Health Centre Bison Valley	3
Family Health Centre Karimkunnam	3
Family Health Centre Udumbanchola	3
Family Health Centre Alakode	4
Family Health Centre Peruvanthanam	4
Family Health Centre Rajakumary	4
Family Health Centre Konnathady	5
Family Health Centre Vattavada	6
Urban Primary Health Centre Parakkadavu	7
Family Health Centre Kamakshy	8

3.1 eHealth Performance - Reception Module

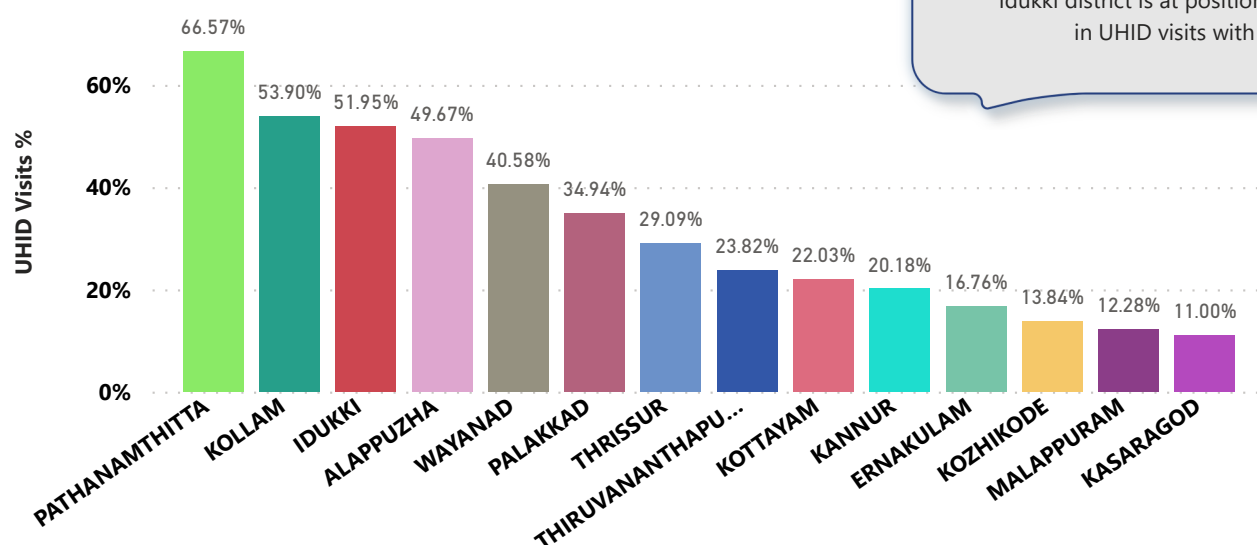
Reception Module is considered to be functional in a PHC/FHC/UPHC only if the number of total visits for the month is of minimum 500.

Reception module started in all PHCs/FHCs/UPHCs of the district.

District	PHC/FHC/UPHC Count	PHC/FHC/UPHC with Reception	% of PHC/FHC/UPHC with Reception
WAYANAD	15	15	100.00%
IDUKKI	16	16	100.00%
PATHANAMTHITTA	16	16	100.00%
ALAPPUZHA	17	17	100.00%
KASARAGOD	19	18	95.00%
KOLLAM	20	20	100.00%
KOTTAYAM	21	20	95.00%
KANNUR	27	26	96.00%
KOZHIKODE	27	24	89.00%
ERNAKULAM	31	26	84.00%
PALAKKAD	37	36	97.00%
MALAPPURAM	46	33	72.00%
THRISSUR	51	49	96.00%
THIRUVANANTHAPURAM	66	64	97.00%

3.2 e-Health Performance - UHID Visits

UHID Visit % is calculated as (UHID Visits / Total Visit) *100

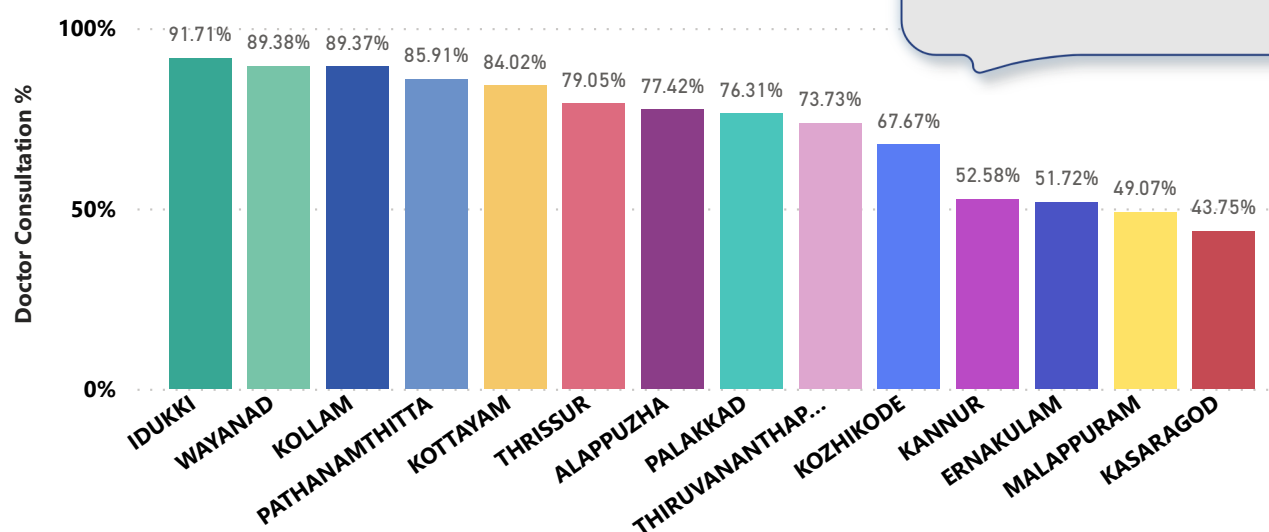


PHCs/FHCs/UPHCs based on UHID Visits

Hospital	UHID Visit %
Family Health Centre Alakode	73.00%
Family Health Centre Kudayathur	72.00%
Family Health Centre Kumaramangalam	69.00%
Family Health Centre Elamdesom	67.00%
Family Health Centre Konnathady	63.00%
Family Health Centre Peruvanthanam	63.00%
Family Health Centre Karimkunnam	57.00%
Family Health Centre Bison Valley	55.00%
Family Health Centre Rajakumary	53.00%
Family Health Centre Mariyapuram	49.00%
Family Health Centre Kanchiyar	46.00%
Family Health Centre Kumily	43.00%
Urban Primary Health Centre Parakkadavu	37.00%
Family Health Centre Udumbanchola	26.00%
Family Health Centre Vattavada	25.00%
Family Health Centre Kamakshy	19.00%

Institutions with atleast 100 UHID visits are listed here.

3.3 e-Health Performance - Doctor Consultation



The Idukki district remains at position 1 in OP consultation with 92%(2% up).

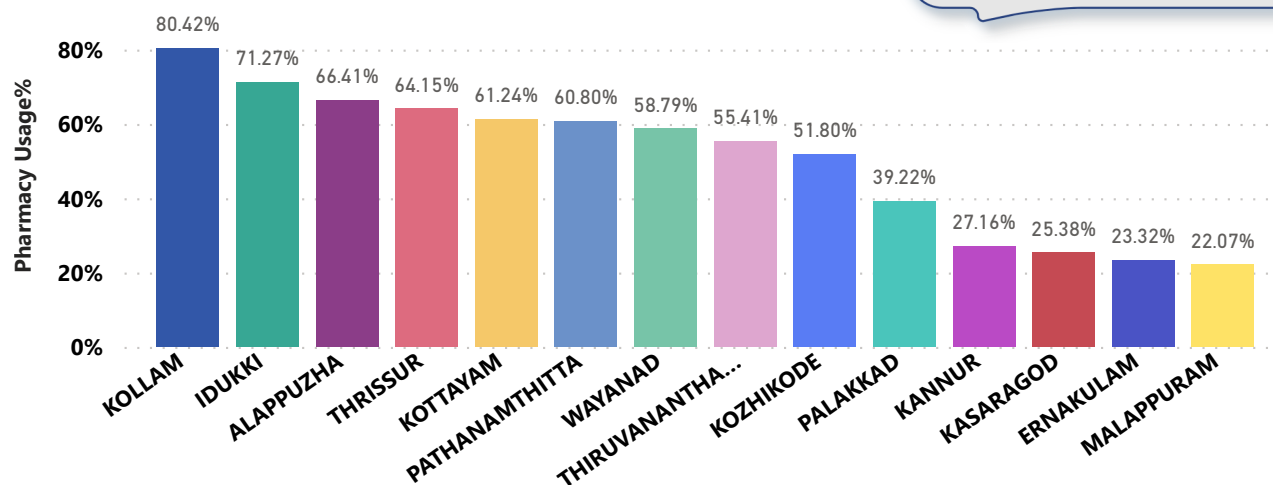
Doctor Consultation Percentage in PHCs/FHCs/UPHCs

Hospital	Doctor Consultation %
Family Health Centre Kumily	99.48%
Family Health Centre Udumbanchola	99.30%
Family Health Centre Mariyapuram	99.21%
Family Health Centre Karimkunnam	98.62%
Family Health Centre Kanchiyar	98.41%
Family Health Centre Kumaramangalam	97.62%
Family Health Centre Kudayathur	97.60%
Family Health Centre Elamdesom	97.58%
Family Health Centre Rajakumary	96.44%
Family Health Centre Peruvanthanam	93.78%
Family Health Centre Bison Valley	91.57%
Family Health Centre Konnathady	80.69%
Urban Primary Health Centre Parakkadavu	76.69%
Family Health Centre Alakode	71.82%
Family Health Centre Vattavada	68.28%
Family Health Centre Kamakshy	48.10%

3.4 e-Health Performance - Pharmacy Usage in PHCs/FHCs/UPHCs

Pharmacy usage is calculated as (Pharmacy Prescription Count / Total Visits) *100

The district stands at position 2 (up by 6) in Pharmacy Usage with 70% (14% up).



Pharmacy Usage in PHCs/FHCs/UPHCs

Hospital	Pharmacy Usage %
Family Health Centre Mariyapuram	91.00%
Family Health Centre Udumbanchola	91.00%
Family Health Centre Kumily	90.00%
Family Health Centre Elamdesom	87.00%
Family Health Centre Karimkunnam	87.00%
Family Health Centre Kumaramangalam	84.00%
Family Health Centre Kanchiyar	81.00%
Family Health Centre Kudayathur	79.00%
Family Health Centre Bison Valley	70.00%
Family Health Centre Alakode	68.00%
Family Health Centre Vattavada	65.00%
Family Health Centre Rajakumary	62.00%
Family Health Centre Peruvanthanam	57.00%
Family Health Centre Konnathady	47.00%
Family Health Centre Kamakshy	4.00%
Urban Primary Health Centre Parakkadavu	1.00%

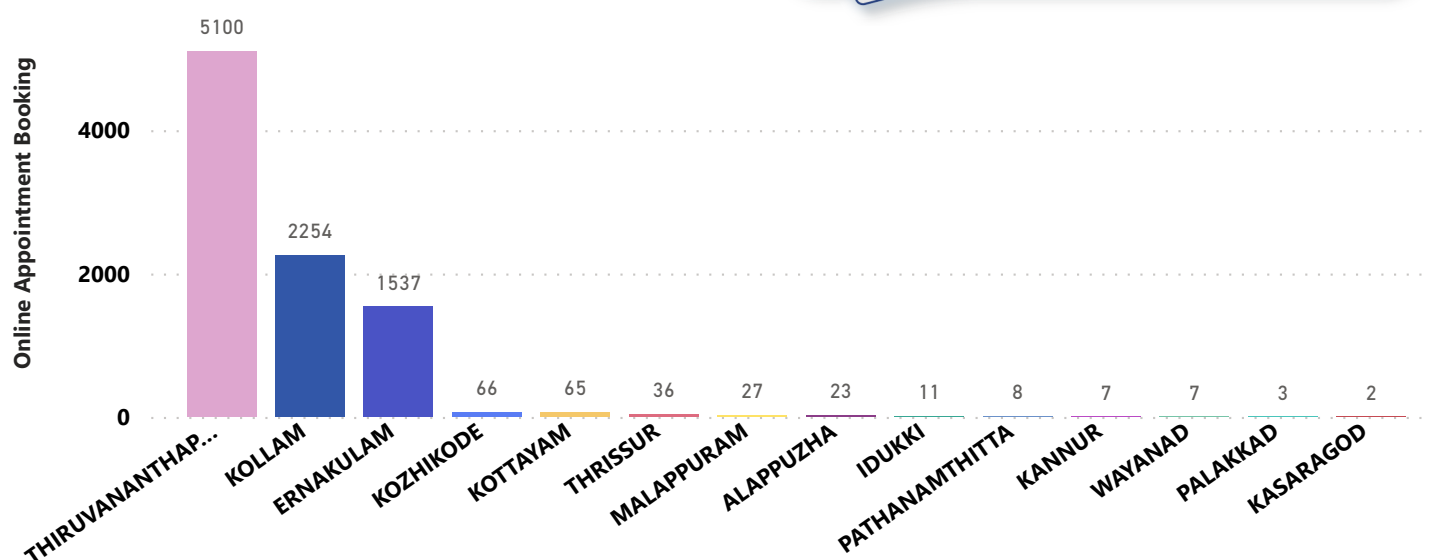
4. Status of Modules started in Hospitals

District wise status of live institutions and the count of various modules [Reception, OP Consultation, Lab, Pharmacy] started.

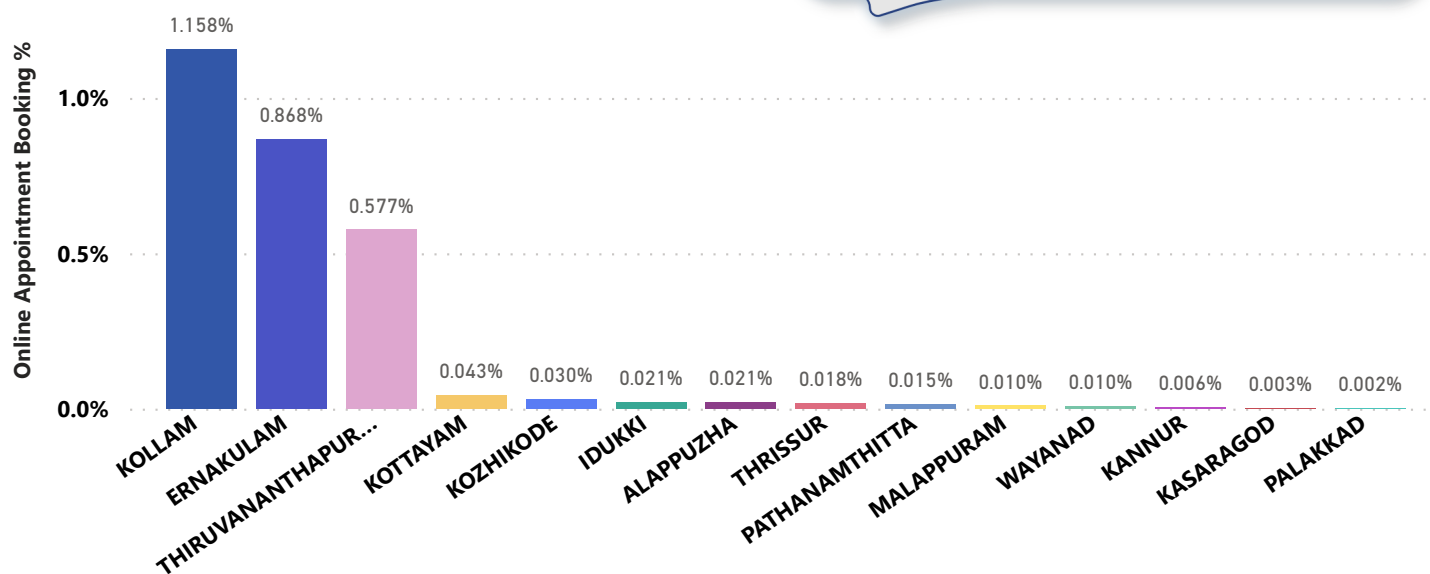
District Name	Live Institutions	Reception	Consultation	Lab	Pharmacy
THIRUVANANTHAPURAM	103	99 (96.1%)	90 (87.4%)	76 (73.8%)	80 (77.7%)
THRISSUR	53	51 (96.2%)	49 (92.5%)	38 (71.7%)	48 (90.6%)
MALAPPURAM	47	34 (72.3%)	23 (48.9%)	13 (27.7%)	12 (25.5%)
PALAKKAD	38	37 (97.4%)	36 (94.7%)	30 (78.9%)	17 (44.7%)
KOZHIKODE	36	30 (83.3%)	25 (69.4%)	19 (52.8%)	19 (52.8%)
ERNAKULAM	34	28 (82.4%)	23 (67.6%)	10 (29.4%)	14 (41.2%)
KANNUR	27	26 (96.3%)	24 (88.9%)	17 (63.%)	10 (37.%)
KOLLAM	22	22 (100.%)	22 (100.%)	22 (100.%)	22 (100.%)
KOTTAYAM	22	21 (95.5%)	21 (95.5%)	14 (63.6%)	19 (86.4%)
KASARAGOD	19	19 (100.%)	16 (84.2%)	12 (63.2%)	13 (68.4%)
ALAPPUZHA	18	18 (100.%)	17 (94.4%)	14 (77.8%)	16 (88.9%)
IDUKKI	17	16 (94.1%)	16 (94.1%)	11 (64.7%)	14 (82.4%)
PATHANAMTHITTA	17	17 (100.%)	15 (88.2%)	10 (58.8%)	10 (58.8%)
WAYANAD	15	15 (100.%)	14 (93.3%)	14 (93.3%)	11 (73.3%)
Total	468	433 (92.5%)	391 (83.5%)	300 (64.1%)	305 (65.2%)

5. Percentage of Online Appointment Booking in Hospitals

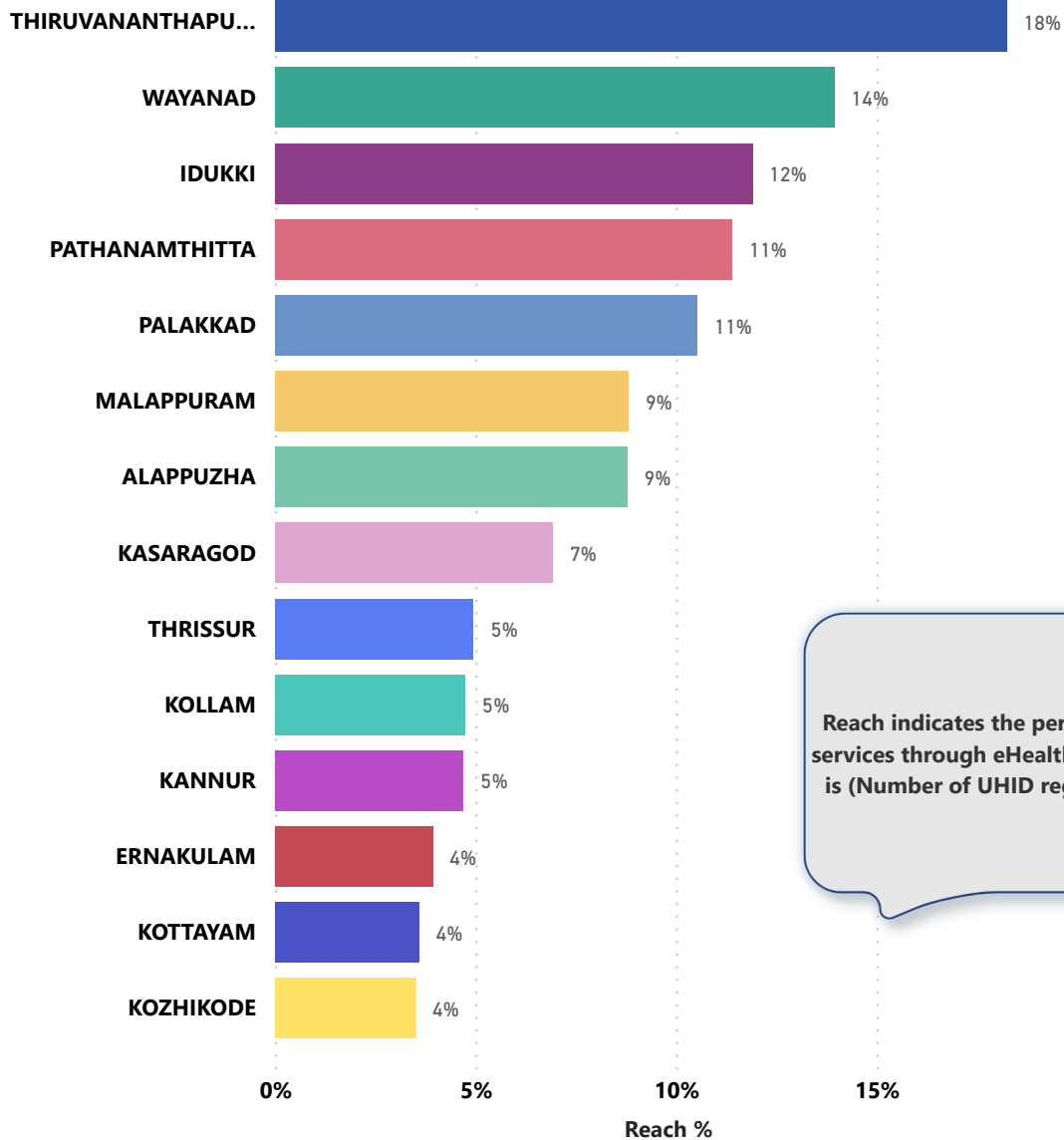
District-wise count of online appointments taken during the month of September '22. Idukki district stands at position 9(up by 2) in online appointment booking.



District-wise percentage of online appointment booking up on OP visits for the month of September '22. Calculation is performed as (Online Visits / OP Visits) * 100 %.



6. eHealth Performance - Reach



Reach indicates the percentage of population availing services through eHealth. The formula used to calculate is $(\text{Number of UHID registered} / \text{Population}) * 100 \%$.

7. Public Health Survey Status

