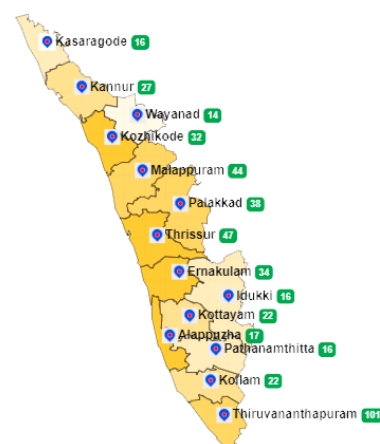


1. eHealth Kerala - Vital Statistics

Live Institutions	22
Medical College Hospitals	1
PHCs/FHCs	18
CHCs	0
DHs/GHs	0
PH Labs	0
Other(Inc UPHCs,Taluk Hospitals)	3



2. Highlights



- The Kollam district remains at position 1 in overall performance ranking of districts based on PHCs/FHCs/UPHCs.
- Reception module started in all PHCs/FHCs/UPHCs of the district.
- District remains at :
 - - position 2 in UHID visits (54%).
 - - position 1 in Pharmacy usage(80%).
- The district remains at position 2 in online appointment booking.



- District is at position 3(down by 1) in Doctor consultation with 89.4%(nearly 1% up).
- The district remains at 10th position in reach rank which indicates UHID registration proportionate to the population.
- The district is at position 11 in house survey completion(0.64%) and at position 9 in member survey completion(0.03%).




3. eHealth - District Ranking Matrix Based on Performance of PHCs/FHCs/UPHCs

The ranking matrix showcase the district performance in providing eHealth services through PHCs/FHCs/UPHCs based on six different parameters. These parameters include whether the reception module is started or not, UHID Visits, Doctor Consultation, Pharmacy Usage, Lab Usage and number of Live Institutions. Based on the ranking, the districts are classified into three broad categories, the best performing districts, the average performing districts and the low performing districts.

The best performing districts should strive to continue to remain in the same position, whereas the average performing as well as the low performing districts should strive to reach to the 'top four' league.

The ranking matrix for the month of September '22 is given below:

District	Rank
IDUKKI	1
KOLLAM	1
WAYANAD	1
ALAPPUZHA	2
THIRUVANANTHAPURAM	2
PATHANAMTHITTA	3
THRISSUR	3
KOTTAYAM	4
PALAKKAD	5
KANNUR	6
KOZHIKODE	6
KASARAGOD	7
ERNAKULAM	8
MALAPPURAM	9

 Best performing
 Average performing
 Low performing

3. eHealth - Institution Level Ranking of PHCs/FHCs/UPHCs

Hospital	Rank
Family Health Centre Sakthikulangara	1
Family Health Centre Thenmala	1
Family Health Centre Veliyam	1
Family Health Centre Chavara	2
Family Health Centre Ezhukone Pavithreswaram	2
Family Health Centre Mayyanad Ckm	2
Family Health Centre Sreenarayanapuram	2
Family Health Centre Thekkumbhagam	2
Family Health Centre Mancode Chithara	3
Family Health Centre Perumon	3
Urban Primary Health Centre Uliyakovil	3
Family Health Centre Azheekkal	4
Family Health Centre Kulasekharapuram	4
Family Health Centre Ummannoor	4
Family Health Centre Elampalloor	5
Family Health Centre Alappad	6
Family Health Centre Thazhava	6
Urban Primary Health Centre Mundakkal	6
Family Health Centre Chathanoor	7
Family Health Centre Vallikkavu	8

3.1 eHealth Performance - Reception Module

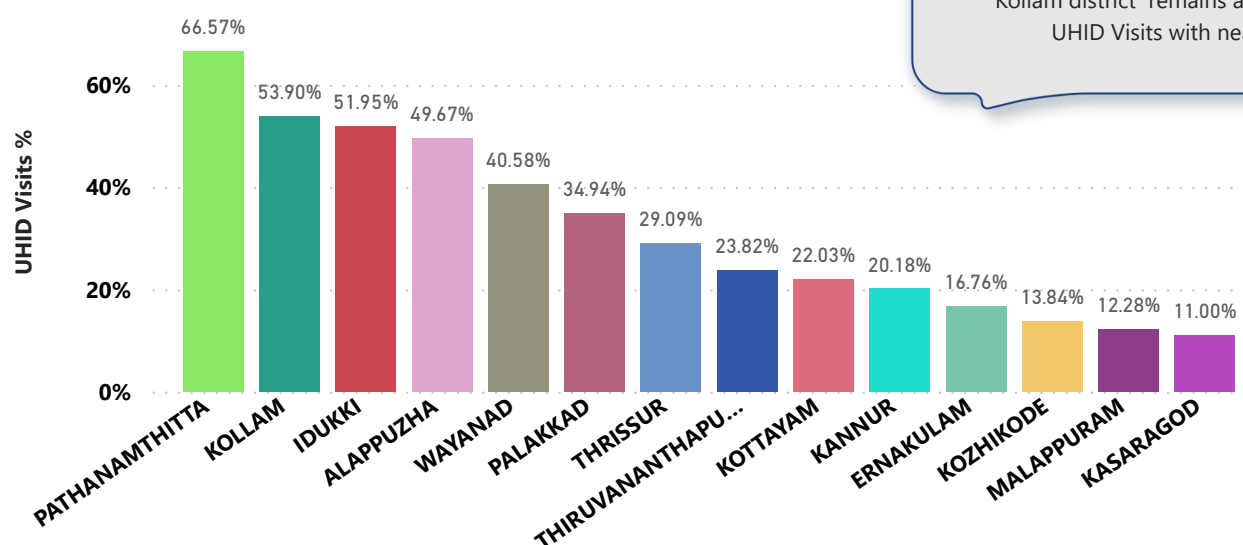
Reception Module is considered to be functional in a PHC/FHC/UPHC only if the number of total visits for the month is of minimum 500.

Reception module started in all PHCs/FHCs/UPHCs

District	PHC/FHC/UPHC Count	PHC/FHC/UPHC with Reception	% of PHC/FHC/UPHC with Reception
WAYANAD	15	15	100.00%
IDUKKI	16	16	100.00%
PATHANAMTHITTA	16	16	100.00%
ALAPPUZHA	17	17	100.00%
KASARAGOD	19	18	95.00%
KOLLAM	20	20	100.00%
KOTTAYAM	21	20	95.00%
KANNUR	27	26	96.00%
KOZHIKODE	27	24	89.00%
ERNAKULAM	31	26	84.00%
PALAKKAD	37	36	97.00%
MALAPPURAM	46	33	72.00%
THRISSUR	51	49	96.00%
THIRUVANANTHAPURAM	66	64	97.00%

3.2 e-Health Performance - UHID Visits

UHID Visit % is calculated as (UHID Visits / Total Visit) *100



Kollam district remains at position 2 in UHID Visits with nearly 54%.

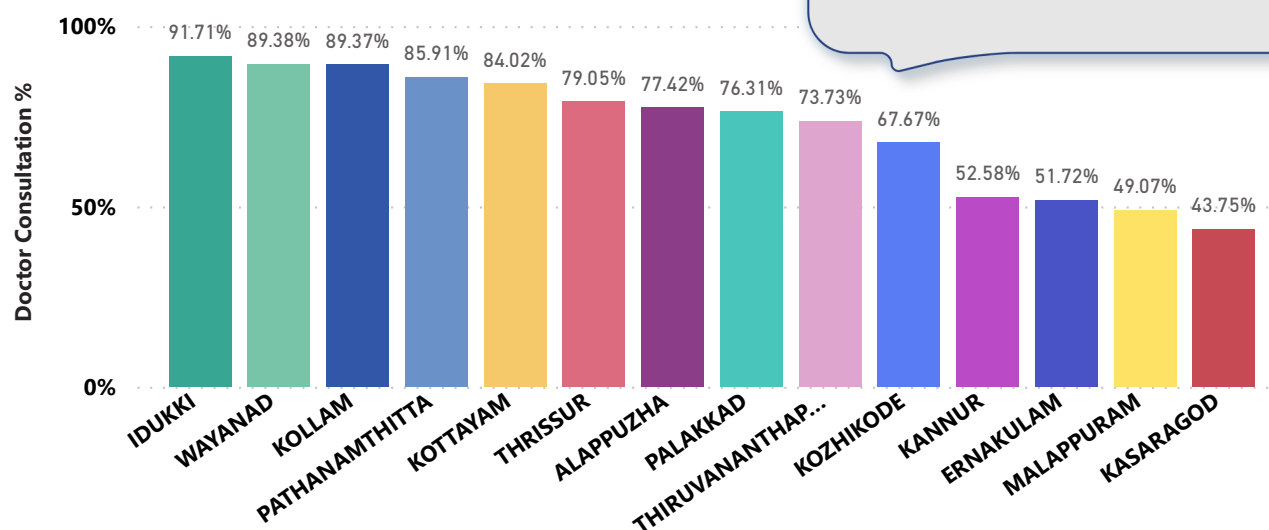
PHCs/FHCs/UPHCs based on UHID Visits

Institutions with atleast 100 UHID visits are listed here.

Hospital	UHID Visit %
Family Health Centre Ezhukone Pavithreswaram	85.00%
Family Health Centre Ummannoor	83.00%
Family Health Centre Perumon	67.00%
Family Health Centre Mancode Chithara	66.00%
Family Health Centre Veliyam	63.00%
Family Health Centre Sreenarayanapuram	61.00%
Family Health Centre Thenmala	61.00%
Family Health Centre Sakthikulangara	60.00%
Family Health Centre Thazhava	56.00%
Family Health Centre Thekkumbhagam	54.00%

Hospital	UHID Visit %
Family Health Centre Vallikkavu	17.00%
Family Health Centre Chathannoor	31.00%
Family Health Centre Elampalloor	42.00%
Family Health Centre Azheekkal	44.00%
Urban Primary Health Centre Uliyakovil	47.00%
Family Health Centre Alappad	50.00%
Family Health Centre Mayyanad Ckm	51.00%
Family Health Centre Chavara	52.00%
Family Health Centre Kulasekharapuram	52.00%
Urban Primary Health Centre Mundakkal	53.00%
Family Health Centre Thekkumbhagam	54.00%

3.3 e-Health Performance - Doctor Consultation



Doctor Consultation Percentage in PHCs/FHCs/UPHCs

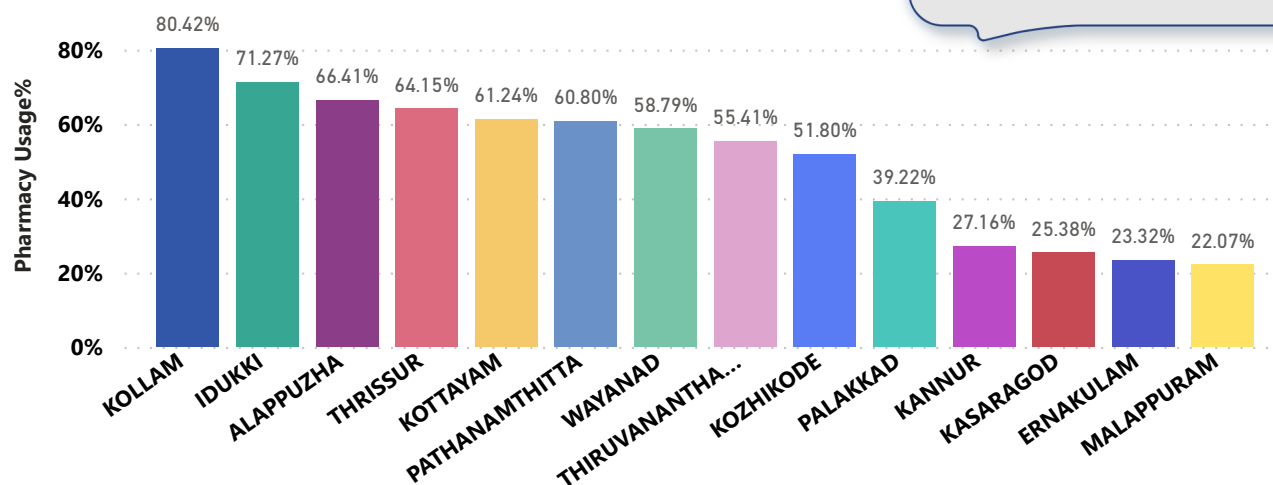
Hospital	Doctor Consultation %
Family Health Centre Veliyam	98.97%
Family Health Centre Ezhukone Pavithreswaram	98.78%
Family Health Centre Sakthikulangara	97.27%
Family Health Centre Chavara	96.83%
Family Health Centre Ummanoor	96.29%
Family Health Centre Azheekkal	95.98%
Family Health Centre Thazhava	95.18%
Family Health Centre Mayyanad Ckm	95.01%
Urban Primary Health Centre Mundakkal	93.99%
Urban Primary Health Centre Uliyakovil	92.49%
Family Health Centre Thenmala	92.46%

Hospital	Doctor Consultation %
Family Health Centre Chathannoor	66.02%
Family Health Centre Vallikkavu	68.76%
Family Health Centre Alappad	77.31%
Family Health Centre Mancode Chithara	83.51%
Family Health Centre Elampalloor	87.24%
Family Health Centre Perumon	87.45%
Family Health Centre Sreenarayanapuram	89.59%
Family Health Centre Thekkumbhagam	90.66%
Family Health Centre Kulasekharapuram	92.11%
Family Health Centre Thenmala	92.46%
Urban Primary Health Centre Uliyakovil	92.49%
Urban Primary Health Centre Mundakkal	93.99%
Family Health Centre Mayyanad Ckm	95.01%

3.4 e-Health Performance - Pharmacy Usage in PHCs/FHCs/UPHCs

Pharmacy usage is calculated as (Pharmacy Prescription Count / Total Visits) *100

The Kollam district remains top in Pharmacy usage with 80.4%.



Pharmacy Usage in PHCs/FHCs/UPHCs

Hospital	Pharmacy Usage %
Family Health Centre Ezhukone Pavithreswaram	94.00%
Family Health Centre Sakthikulangara	93.00%
Family Health Centre Ummannoor	92.00%
Family Health Centre Veliyam	91.00%
Family Health Centre Kulasekharapuram	90.00%
Family Health Centre Thenmala	90.00%
Family Health Centre Chavara	88.00%
Family Health Centre Sreenarayanapuram	88.00%
Family Health Centre Thekkumbhagam	86.00%
Family Health Centre Elampalloor	83.00%

Hospital	Pharmacy Usage %
Family Health Centre Vallikkavu	58.00%
Family Health Centre Chathannoor	60.00%
Urban Primary Health Centre Uliyakovil	63.00%
Family Health Centre Azheekkal	66.00%
Family Health Centre Alappad	72.00%
Urban Primary Health Centre Mundakkal	76.00%
Family Health Centre Perumon	79.00%
Family Health Centre Thazhava	79.00%
Family Health Centre Mayyanad Ckm	81.00%
Family Health Centre Mancode Chithara	82.00%
Family Health Centre Elampalloor	83.00%

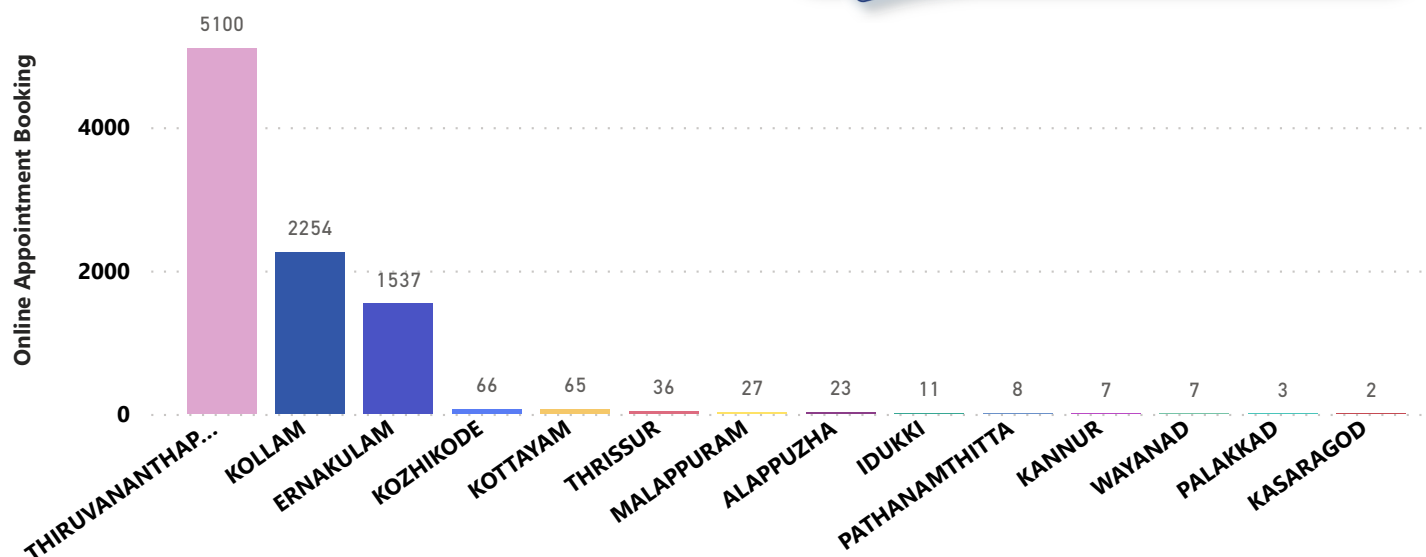
4. Status of Modules started in Hospitals

District wise status of live institutions and the count of various modules [Reception, OP Consultation, Lab, Pharmacy] started.

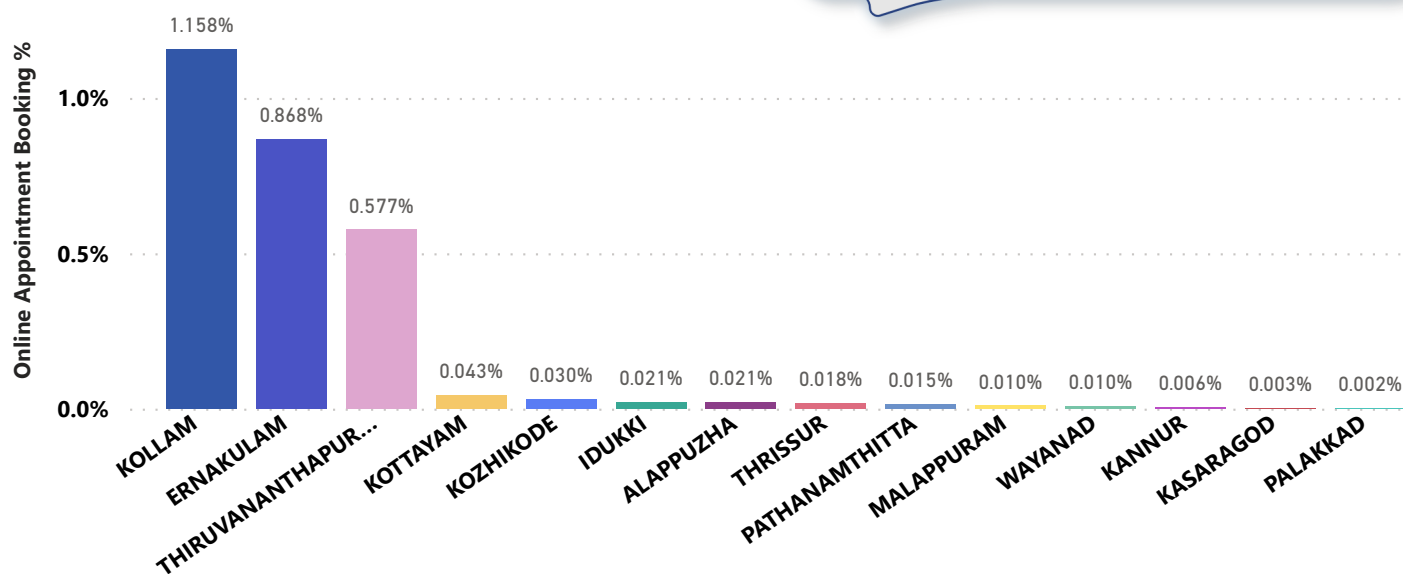
District Name	Live Institutions	Reception	Consultation	Lab	Pharmacy
THIRUVANANTHAPURAM	103	99 (96.1%)	90 (87.4%)	76 (73.8%)	80 (77.7%)
THRISSUR	53	51 (96.2%)	49 (92.5%)	38 (71.7%)	48 (90.6%)
MALAPPURAM	47	34 (72.3%)	23 (48.9%)	13 (27.7%)	12 (25.5%)
PALAKKAD	38	37 (97.4%)	36 (94.7%)	30 (78.9%)	17 (44.7%)
KOZHIKODE	36	30 (83.3%)	25 (69.4%)	19 (52.8%)	19 (52.8%)
ERNAKULAM	34	28 (82.4%)	23 (67.6%)	10 (29.4%)	14 (41.2%)
KANNUR	27	26 (96.3%)	24 (88.9%)	17 (63.%)	10 (37.%)
KOLLAM	22	22 (100.%)	22 (100.%)	22 (100.%)	22 (100.%)
KOTTAYAM	22	21 (95.5%)	21 (95.5%)	14 (63.6%)	19 (86.4%)
KASARAGOD	19	19 (100.%)	16 (84.2%)	12 (63.2%)	13 (68.4%)
ALAPPUZHA	18	18 (100.%)	17 (94.4%)	14 (77.8%)	16 (88.9%)
IDUKKI	17	16 (94.1%)	16 (94.1%)	11 (64.7%)	14 (82.4%)
PATHANAMTHITTA	17	17 (100.%)	15 (88.2%)	10 (58.8%)	10 (58.8%)
WAYANAD	15	15 (100.%)	14 (93.3%)	14 (93.3%)	11 (73.3%)
Total	468	433 (92.5%)	391 (83.5%)	300 (64.1%)	305 (65.2%)

5. Percentage of Online Appointment Booking in Hospitals

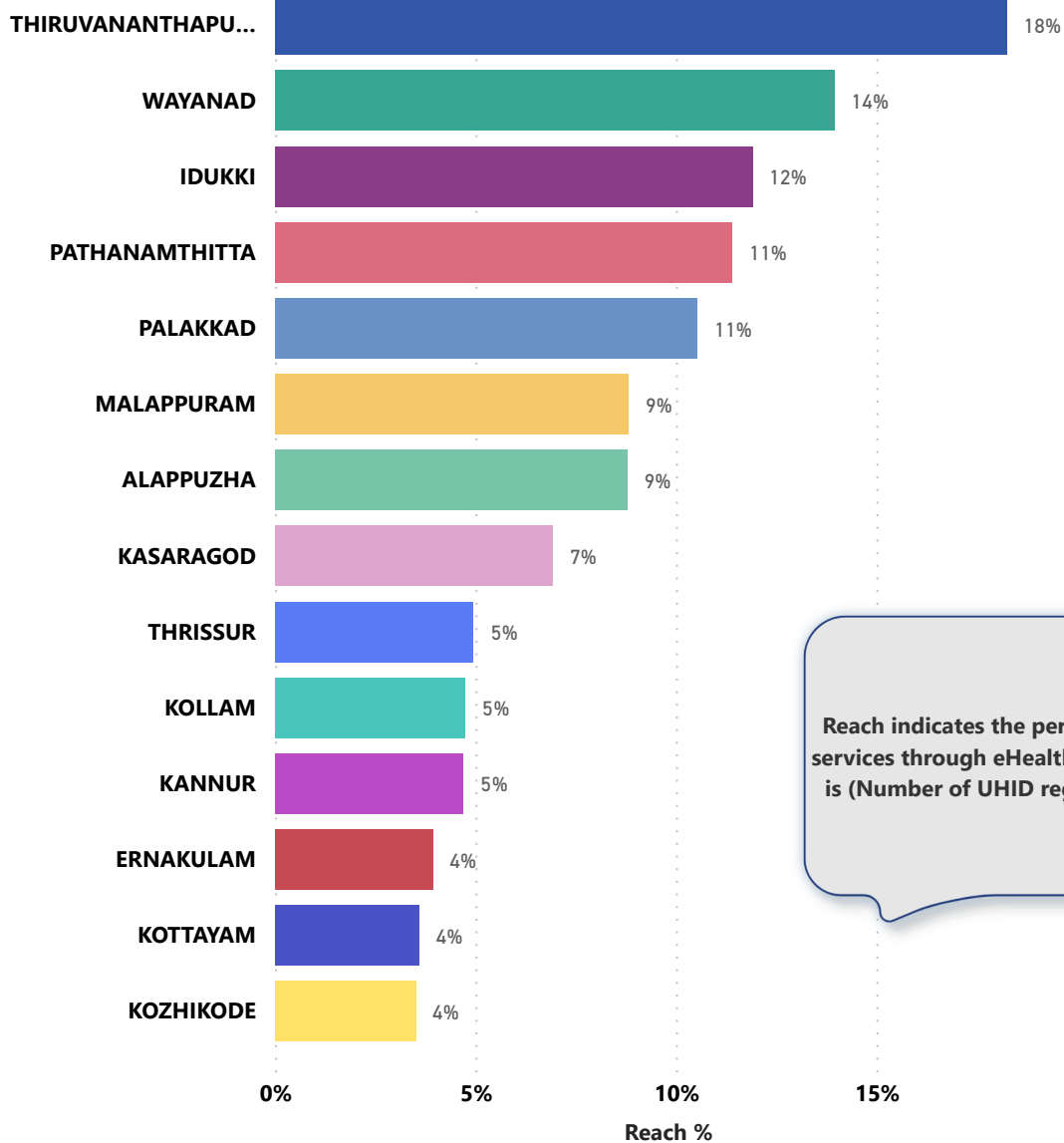
District-wise count of online appointments taken during the month of September '22. Kollam district remains at 2nd position in the usage of Online appointments.



District-wise percentage of online appointment booking up on OP visits for the month of September '22. Calculation is performed as (Online Visits / OP Visits) * 100 %.



6. eHealth Performance - Reach



Reach indicates the percentage of population availing services through eHealth. The formula used to calculate is $(\text{Number of UHID registered} / \text{Population}) * 100 \%$.

7. Public Health Survey Status

