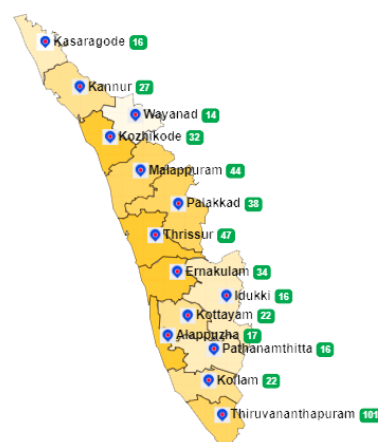


1. eHealth Kerala - Vital Statistics

Live Institutions	27
Medical College Hospitals	0
PHCs/FHCs	23
CHCs	0
DHs/GHs	0
PH Labs	0
Other(Inc UPHCs,Taluk Hospitals)	4



2. Highlights



- The Kannur district is at position 6(up by 3) in overall performance ranking of districts based on PHCs/FHCs/UPHCs.
- Reception module started in 26 of 27 PHCs/FHCs/UPHCs institutions of the Kannur district.
- The district moved from position 14 to 11(up by 3) in online appointment booking.
- The district is at position 4 in house survey completion (30.91%) and at position 3 in member survey completion (0.63%).



- District remains at :
 - - position 10 in UHID Visits (20.18%).
 - - position 11 in Pharmacy Usage with 27.16%.
- The district came down to position 11(down by 1) in Doctor Consultation (52.58%).
- The district is at position 11(down by 2) in reach rank which indicates UHID registration proportionate to the population.

3. eHealth - District Ranking Matrix Based on Performance of PHCs/FHCs/UPHCs

The ranking matrix showcase the district performance in providing eHealth services through PHCs/FHCs/UPHCs based on six different parameters. These parameters include whether the reception module is started or not, UHID Visits, Doctor Consultation, Pharmacy Usage, Lab Usage and number of Live Institutions. Based on the ranking, the districts are classified into three broad categories, the best performing districts, the average performing districts and the low performing districts.

The best performing districts should strive to continue to remain in the same position, whereas the average performing as well as the low performing districts should strive to reach to the 'top four' league.

The ranking matrix for the month of September '22 is given below:

District	Rank
IDUKKI	1
KOLLAM	1
WAYANAD	1
ALAPPUZHA	2
THIRUVANANTHAPURAM	2
PATHANAMTHITTA	3
THRISSUR	3
KOTTAYAM	4
PALAKKAD	5
KANNUR	6
KOZHIKODE	6
KASARAGOD	7
ERNAKULAM	8
MALAPPURAM	9

 Best performing
 Average performing
 Low performing

3. eHealth - Institution Level Ranking of PHCs/FHCs/UPHCs

Hospital	Rank
Family Health Centre Kankol Alappadamba	1
Family Health Centre Alakode Therthalli	2
Family Health Centre Malappattam	3
Family Health Centre Munderi	3
Family Health Centre Valapattanam	3
Family Health Centre Cheruthazham	4
Family Health Centre Ramanthali	4
Family Health Centre Eramam Kuttur	5
Family Health Centre Kottiyoor	6
Family Health Centre Narath	7
Family Health Centre Pulingome	7
Family Health Centre Anjarakkandy	8
Family Health Centre Cherukunnu Thara	8
Family Health Centre Chirakkal	8
Family Health Centre Kalliassery	8
Family Health Centre Morazha Fisheries	8
Urban Primary Health Centre Koovode	8
Urban Primary Health Centre Panoor	8
Family Health Centre Kadirur	9
Family Health Centre Koodali	9
Family Health Centre Mattool	9
Family Health Centre Muzhappilangad	9
Family Health Centre Pattiam	9
Family Health Centre Pattuvam	9
Family Health Centre Thillenkerry	9

3.1 eHealth Performance - Reception Module

Reception Module is considered to be functional in a PHC/FHC/UPHC only if the number of total visits for the month is of minimum 500.

Out of 27 PHCs/FHCs/UPHCs, Reception module started at 26 Institutions

District	PHC/FHC/UPHC Count	PHC/FHC/UPHC with Reception	% of PHC/FHC/UPHC with Reception
WAYANAD	15	15	100.00%
IDUKKI	16	16	100.00%
PATHANAMTHITTA	16	16	100.00%
ALAPPUZHA	17	17	100.00%
KASARAGOD	19	18	95.00%
KOLLAM	20	20	100.00%
KOTTAYAM	21	20	95.00%
KANNUR	27	26	96.00%
KOZHIKODE	27	24	89.00%
ERNAKULAM	31	26	84.00%
PALAKKAD	37	36	97.00%
MALAPPURAM	46	33	72.00%
THRISSUR	51	49	96.00%
THIRUVANANTHAPURAM	66	64	97.00%

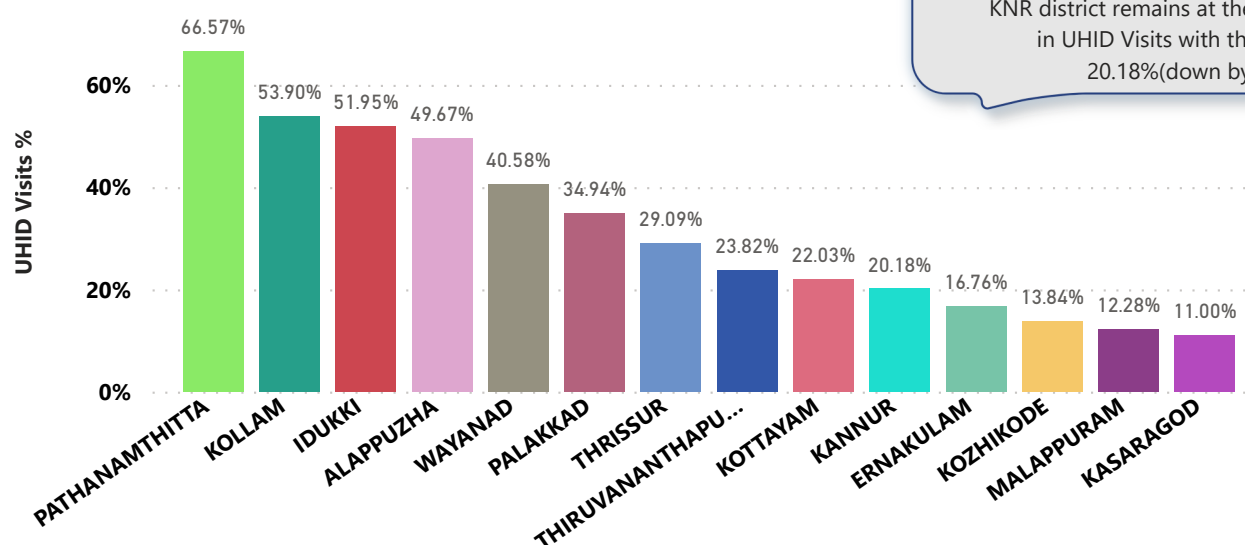
Institutions where the reception module is either not started or not using

Hospital Name

Urban Primary Health Centre Kolassery

3.2 e-Health Performance - UHID Visits

UHID Visit % is calculated as (UHID Visits / Total Visit) *100

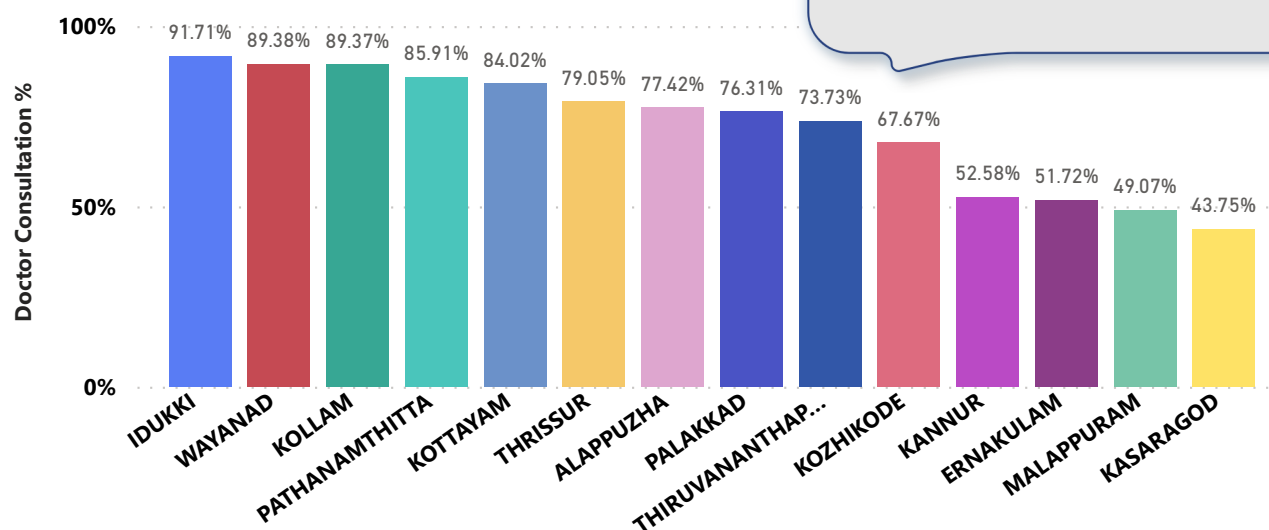


PHCs/FHCs/UPHCs based on UHID Visits

Hospital	UHID Visit %
Family Health Centre Malappattam	46.00%
Family Health Centre Anjarakkandy	39.00%
Family Health Centre Alakode Therthalli	38.00%
Family Health Centre Kottiyoor	37.00%
Family Health Centre Pulingome	32.00%
Family Health Centre Eramam Kuttur	31.00%
Family Health Centre Ramanthali	30.00%
Family Health Centre Kalliassery	29.00%
Family Health Centre Kankol Alappadamba	28.00%
Family Health Centre Cherukunnu Thara	27.00%
Family Health Centre Morazha Fisheries	25.00%
Family Health Centre Narath	22.00%
Family Health Centre Chirakkal	20.00%
Family Health Centre Valapattanam	20.00%
Family Health Centre Pattuvam	18.00%
Family Health Centre Cheruthazham	16.00%
Family Health Centre Kadirur	16.00%

Hospital	UHID Visit %
Family Health Centre Mattool	3.00%
Family Health Centre Muzhappilangad	7.00%
Family Health Centre Pattiam	8.00%
Urban Primary Health Centre Panoor	8.00%
Family Health Centre Munderi	11.00%
Urban Primary Health Centre Maithanappally	11.00%
Family Health Centre Cheruthazham	16.00%
Family Health Centre Kadirur	16.00%
Family Health Centre Pattuvam	18.00%
Family Health Centre Chirakkal	20.00%
Family Health Centre Valapattanam	20.00%
Family Health Centre Narath	22.00%
Family Health Centre Morazha Fisheries	25.00%
Family Health Centre Cherukunnu Thara	27.00%
Family Health Centre Kankol Alappadamba	28.00%
Family Health Centre Kalliassery	29.00%
Family Health Centre Ramanthali	30.00%

3.3 e-Health Performance - Doctor Consultation



Doctor Consultation Percentage in PHCs/FHCs/UPHCs

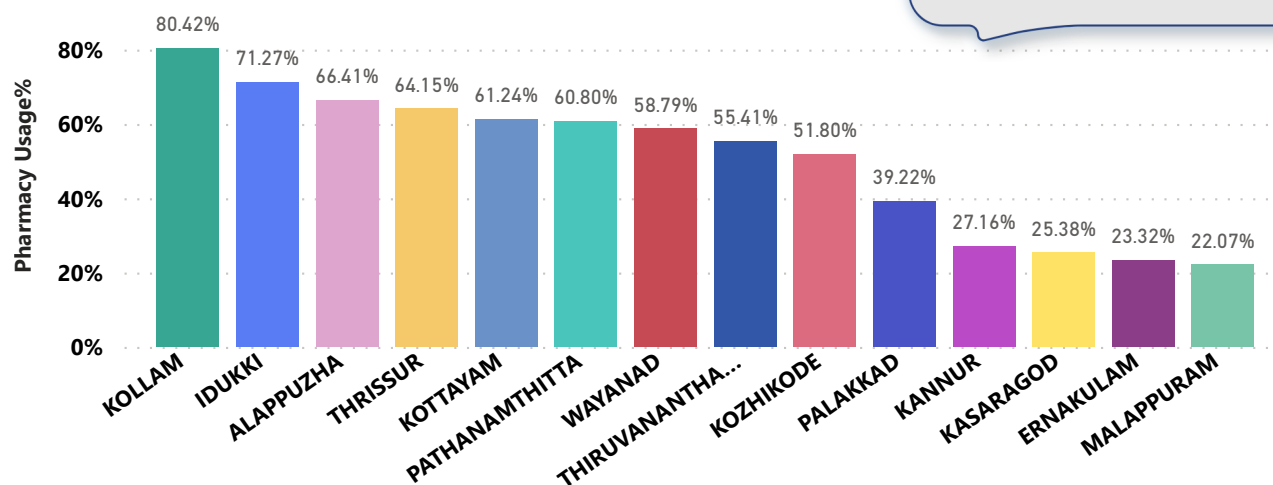
Hospital	Doctor Consultation %
Family Health Centre Kankol Alappadamba	99.90%
Family Health Centre Ramanthali	99.38%
Family Health Centre Munderi	97.84%
Family Health Centre Alakode Therthalli	96.01%
Family Health Centre Malappattam	95.15%
Family Health Centre Valapattanam	94.09%
Family Health Centre Cheruthazham	91.39%
Family Health Centre Eramam Kuttur	90.61%
Urban Primary Health Centre Panoor	68.11%
Family Health Centre Narath	66.53%
Family Health Centre Pulingome	56.23%
Family Health Centre Kottiyoor	55.97%
Family Health Centre Kalliassery	44.77%
Family Health Centre Kadirur	37.72%
Family Health Centre Pattuvam	31.45%
Family Health Centre Pattiam	30.45%
Family Health Centre Cherukunnu Thara	25.99%

Hospital	Doctor Consultation %
Family Health Centre Mattool	0.00%
Family Health Centre Anjarakkandy	0.02%
Urban Primary Health Centre Maithanappally	11.48%
Family Health Centre Chirakkal	21.47%
Family Health Centre Muzhappilangad	22.75%
Family Health Centre Morazha Fisheries	25.11%
Family Health Centre Cherukunnu Thara	25.99%
Family Health Centre Pattiam	30.45%
Family Health Centre Pattuvam	31.45%
Family Health Centre Kadirur	37.72%
Family Health Centre Kalliassery	44.77%
Family Health Centre Kottiyoor	55.97%
Family Health Centre Pulingome	56.23%
Family Health Centre Narath	66.53%
Urban Primary Health Centre Panoor	68.11%
Family Health Centre Eramam Kuttur	90.61%
Family Health Centre Cheruthazham	91.39%

3.4 e-Health Performance - Pharmacy Usage in PHCs/FHCs/UPHCs

Pharmacy usage is calculated as (Pharmacy Prescription Count / Total Visits) *100

The district remains at position 11 in Pharmacy Usage with 27.16%(down by 8%).



Pharmacy Usage in PHCs/FHCs/UPHCs

Hospital	Pharmacy Usage %
Family Health Centre Alakode Therthalli	89.00%
Family Health Centre Kankol Alappadamba	89.00%
Family Health Centre Munderi	88.00%
Family Health Centre Malappattam	85.00%
Family Health Centre Cheruthazham	79.00%
Family Health Centre Valapattanam	75.00%
Family Health Centre Kottiyoor	53.00%
Family Health Centre Ramanthali	30.00%
Family Health Centre Kadirur	9.00%
Urban Primary Health Centre Maithanappally	3.00%
Family Health Centre Chirakkal	1.00%
Family Health Centre Anjarakkandy	0.00%
Family Health Centre Cherukunnu Thara	0.00%
Family Health Centre Eramam Kuttur	0.00%
Family Health Centre Kalliassery	0.00%

Hospital	Pharmacy Usage %
Family Health Centre Anjarakkandy	0.00%
Family Health Centre Cherukunnu Thara	0.00%
Family Health Centre Eramam Kuttur	0.00%
Family Health Centre Kalliassery	0.00%
Family Health Centre Mattool	0.00%
Family Health Centre Morazha Fisheries	0.00%
Family Health Centre Muzhappilangad	0.00%
Family Health Centre Narath	0.00%
Family Health Centre Pattiam	0.00%
Family Health Centre Pattuvam	0.00%
Family Health Centre Pulingome	0.00%
Urban Primary Health Centre Panoor	0.00%
Family Health Centre Chirakkal	1.00%
Urban Primary Health Centre Maithanappally	3.00%
Family Health Centre Kadirur	9.00%

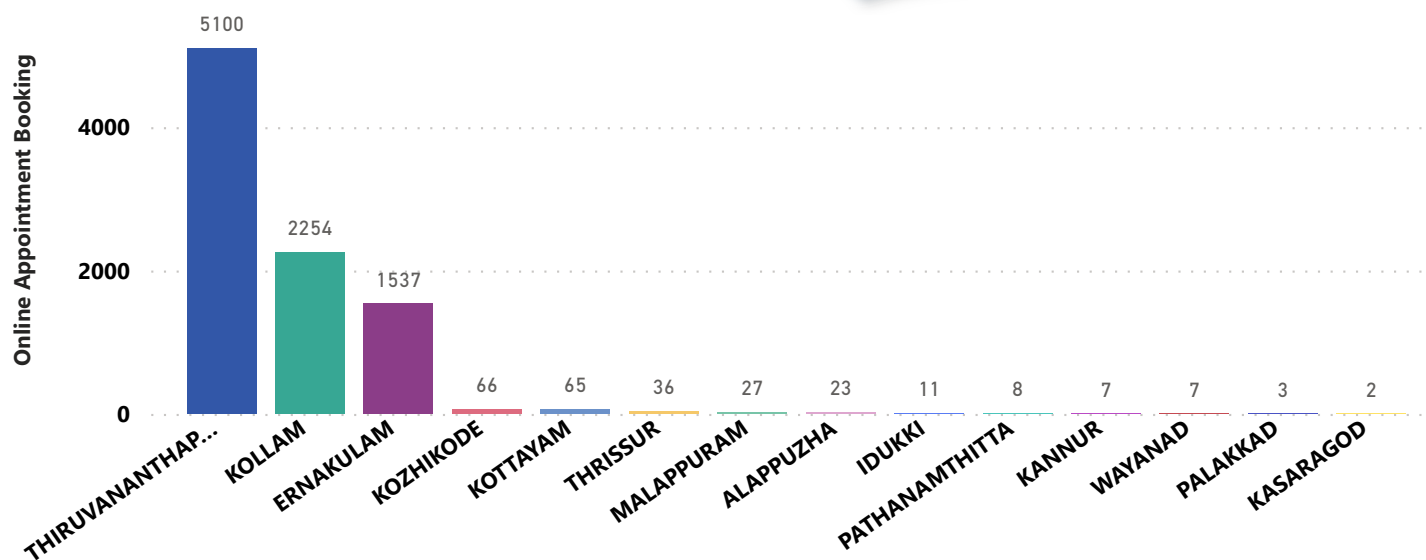
4. Status of Modules started in Hospitals

District wise status of live institutions and the count of various modules [Reception, OP Consultation, Lab, Pharmacy] started.

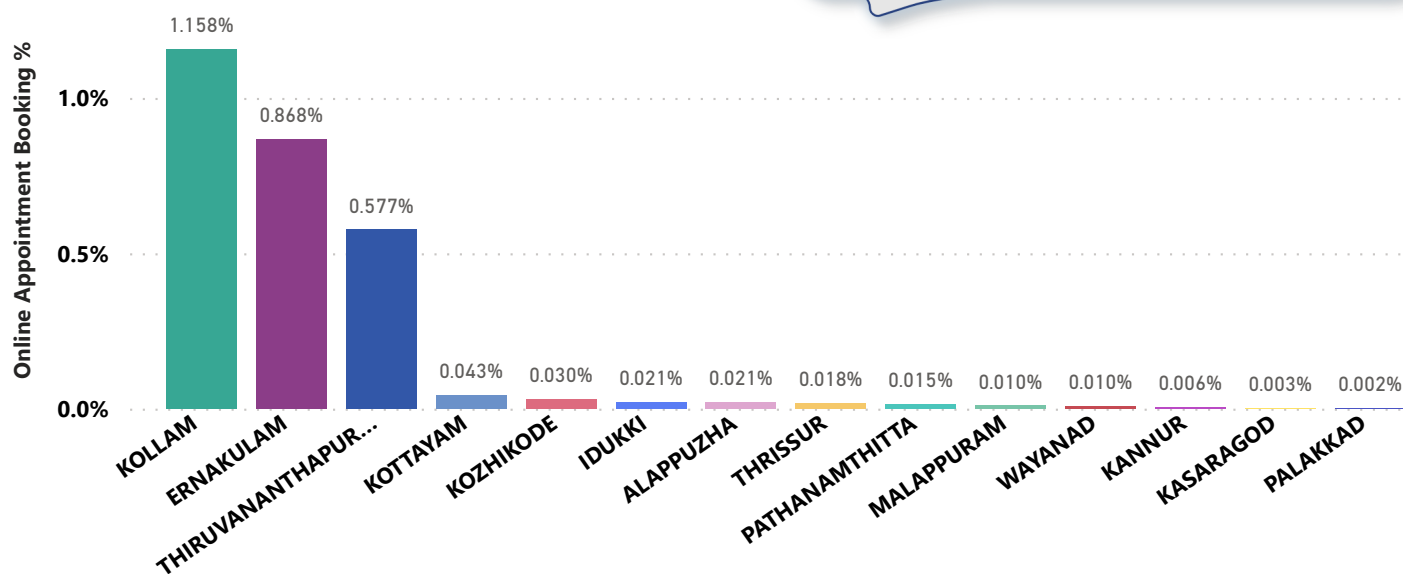
District Name	Live Institutions	Reception	Consultation	Lab	Pharmacy
THIRUVANANTHAPURAM	103	99 (96.1%)	90 (87.4%)	76 (73.8%)	80 (77.7%)
THRISSUR	53	51 (96.2%)	49 (92.5%)	38 (71.7%)	48 (90.6%)
MALAPPURAM	47	34 (72.3%)	23 (48.9%)	13 (27.7%)	12 (25.5%)
PALAKKAD	38	37 (97.4%)	36 (94.7%)	30 (78.9%)	17 (44.7%)
KOZHIKODE	36	30 (83.3%)	25 (69.4%)	19 (52.8%)	19 (52.8%)
ERNAKULAM	34	28 (82.4%)	23 (67.6%)	10 (29.4%)	14 (41.2%)
KANNUR	27	26 (96.3%)	24 (88.9%)	17 (63.%)	10 (37.%)
KOLLAM	22	22 (100.%)	22 (100.%)	22 (100.%)	22 (100.%)
KOTTAYAM	22	21 (95.5%)	21 (95.5%)	14 (63.6%)	19 (86.4%)
KASARAGOD	19	19 (100.%)	16 (84.2%)	12 (63.2%)	13 (68.4%)
ALAPPUZHA	18	18 (100.%)	17 (94.4%)	14 (77.8%)	16 (88.9%)
IDUKKI	17	16 (94.1%)	16 (94.1%)	11 (64.7%)	14 (82.4%)
PATHANAMTHITTA	17	17 (100.%)	15 (88.2%)	10 (58.8%)	10 (58.8%)
WAYANAD	15	15 (100.%)	14 (93.3%)	14 (93.3%)	11 (73.3%)
Total	468	433 (92.5%)	391 (83.5%)	300 (64.1%)	305 (65.2%)

5. Percentage of Online Appointment Booking in Hospitals

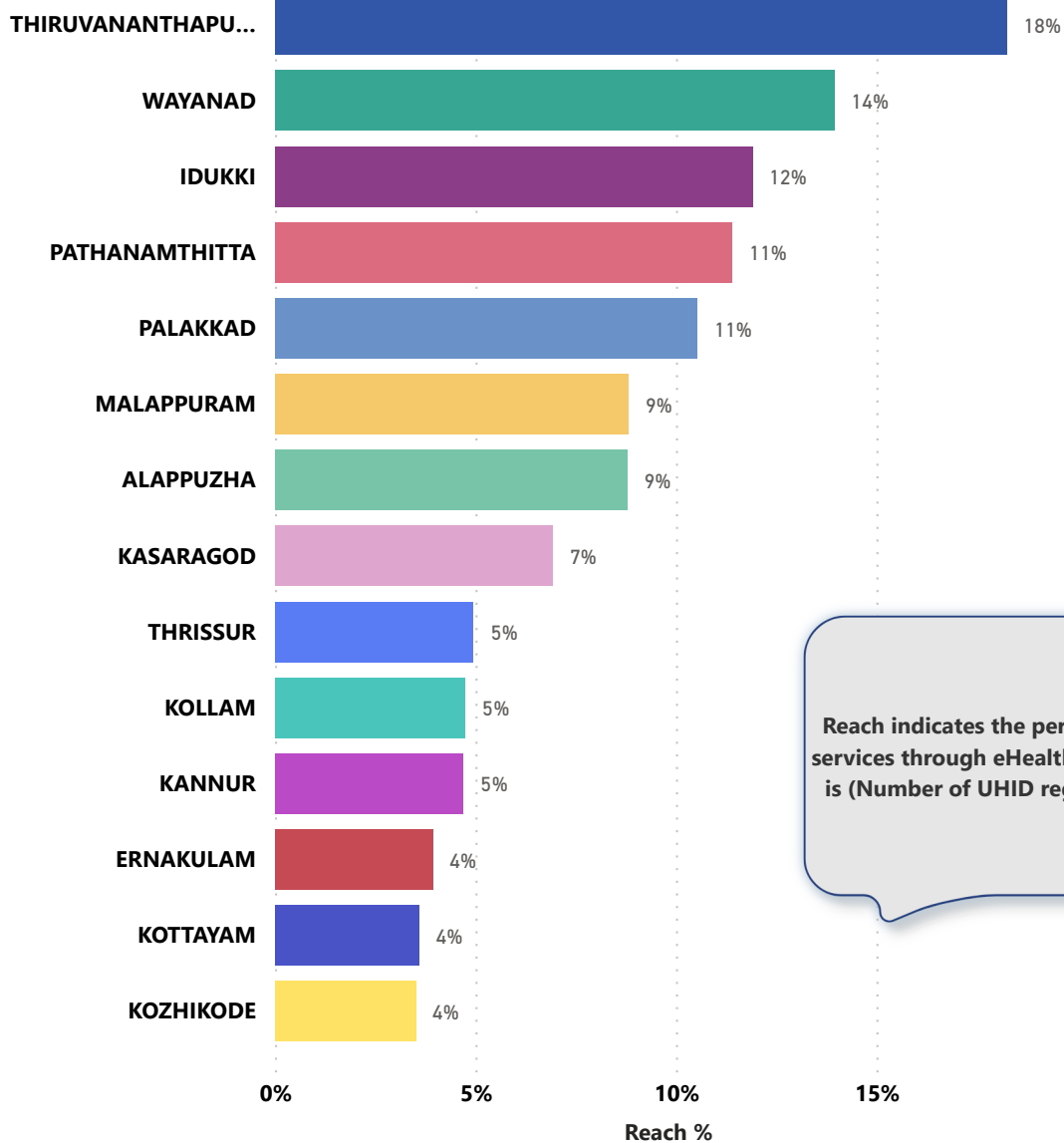
District-wise count of Online appointments taken during the month of September '22. KNR district is at 11th position in Online appointments.



District-wise percentage of online appointment booking up on OP visits for the month of August '22. Calculation is performed as (Online Visits / OP Visits) * 100 %.



6. eHealth Performance - Reach



Reach indicates the percentage of population availing services through eHealth. The formula used to calculate is $(\text{Number of UHID registered} / \text{Population}) * 100 \%$.

7. Public Health Survey Status

