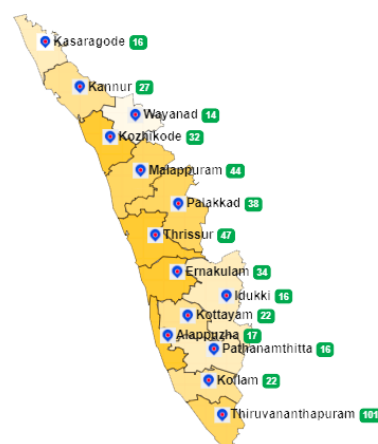


1. eHealth Kerala - Vital Statistics

Live Institutions	19
Medical College Hospitals	0
PHCs/FHCs	17
CHCs	0
DHs/GHs	0
PH Labs	0
Other(Inc UPHCs,Taluk Hospitals)	2



2. Highlights



- The Kasaragod district stands at position 7(up by 1) in overall performance ranking of districts based on PHCs/FHCs/UPHCs.
- Of the 19 PHCs/FHCs/UPHCs ,18 institutions started with the Reception Module .
- The district is at 8th position in reach rank which indicates UHID registration proportionate to the population.



- District remains at :
 - position 14 in UHID Visits (11%) .
 - position 14 in Doctor Consultation(nearly 44%).
 - position 12 in Pharmacy Usage(25%).
- The district is at last position in online appointment booking.
- The house survey completion status is 2.27% and member survey completion status is 0.15%.

3. eHealth - District Ranking Matrix Based on Performance of PHCs/FHCs/UPHCs

The ranking matrix showcase the district performance in providing eHealth services through PHCs/FHCs/UPHCs based on six different parameters. These parameters include whether the reception module is started or not, UHID Visits, Doctor Consultation, Pharmacy Usage, Lab Usage and number of Live Institutions. Based on the ranking, the districts are classified into three broad categories, the best performing districts, the average performing districts and the low performing districts.

The best performing districts should strive to continue to remain in the same position, whereas the average performing as well as the low performing districts should strive to reach to the 'top four' league.

The ranking matrix for the month of September '22 is given below:

District	Rank
IDUKKI	1
KOLLAM	1
WAYANAD	1
ALAPPUZHA	2
THIRUVANANTHAPURAM	2
PATHANAMTHITTA	3
THRISSUR	3
KOTTAYAM	4
PALAKKAD	5
KANNUR	6
KOZHIKODE	6
KASARAGOD	7
ERNAKULAM	8
MALAPPURAM	9

 Best performing
 Average performing
 Low performing

3. eHealth - Institution Level Ranking of PHCs/FHCs/UPHCs

Hospital	Rank
Family Health Centre Mulleriya	1
Urban Primary Health Centre Nileshwaram	2
Urban Primary Health Centre Pullikunnu	2
Family Health Centre Belloor	3
Family Health Centre Udumbanthala	3
Family Health Centre Ajanur	4
Family Health Centre Ennappara	4
Family Health Centre Anandashram	5
Family Health Centre Chattanchal	5
Family Health Centre Kumbadaje	5
Family Health Centre Narkilakkad	5
Family Health Centre Perla	5
Family Health Centre Valiyaparamaba	5
Family Health Centre Karindalam	6
Family Health Centre Kayyur	6
Family Health Centre Mogralputhur	6
Family Health Centre Panathur	6
Family Health Centre Udma	6

3.1 eHealth Performance - Reception Module

Reception Module is considered to be functional in a PHC/FHC/UPHC only if the number of total visits for the month is of minimum 500.

Of the 19 PHCs/FHCs/UPHCs, 18 institutions started Reception Module .

District	PHC/FHC/UPHC Count	PHC/FHC/UPHC with Reception	% of PHC/FHC/UPHC with Reception
WAYANAD	15	15	100.00%
IDUKKI	16	16	100.00%
PATHANAMTHITTA	16	16	100.00%
ALAPPUZHA	17	17	100.00%
KASARAGOD	19	18	95.00%
KOLLAM	20	20	100.00%
KOTTAYAM	21	20	95.00%
KANNUR	27	26	96.00%
KOZHIKODE	27	24	89.00%
ERNAKULAM	31	26	84.00%
PALAKKAD	37	36	97.00%
MALAPPURAM	46	33	72.00%
THRISSUR	51	49	96.00%
THIRUVANANTHAPURAM	66	64	97.00%

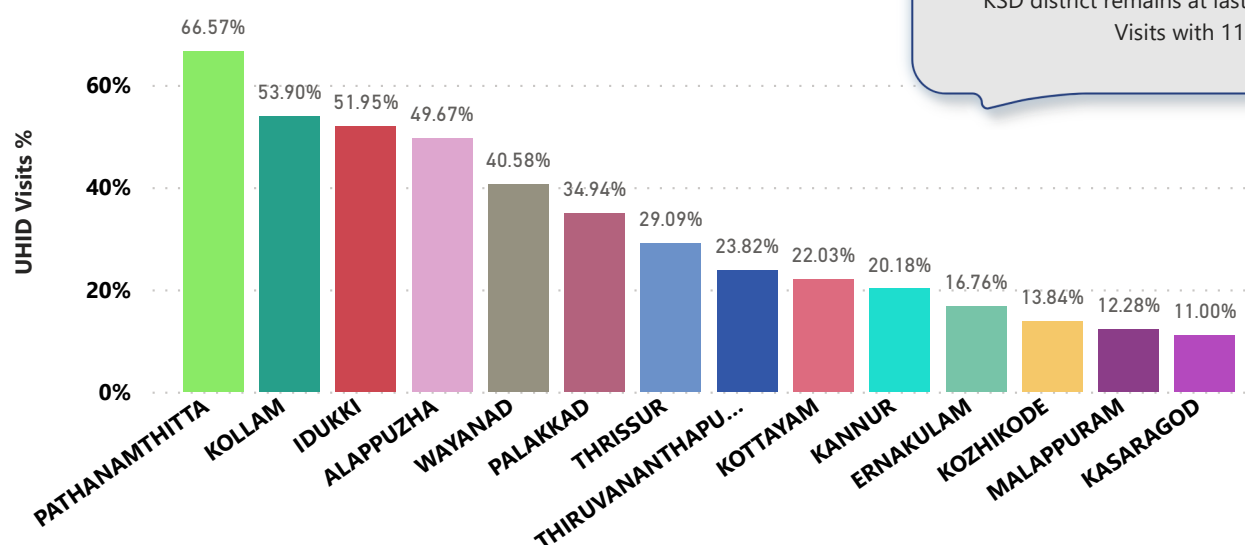
Institutions where the reception module is either not started or not using

Hospital Name

Family Health Centre Pallikere

3.2 e-Health Performance - UHID Visits

UHID Visit % is calculated as (UHID Visits / Total Visit) *100



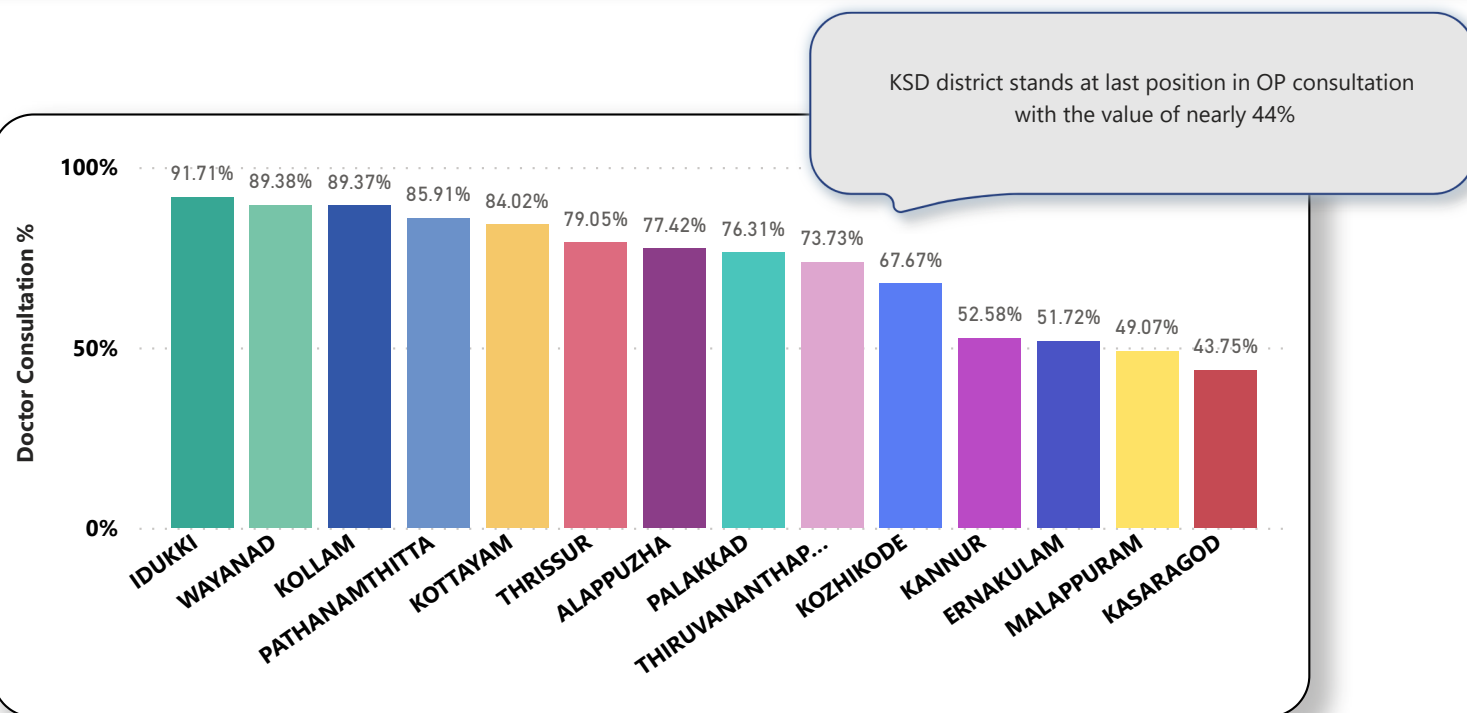
KSD district remains at last position UHID Visits with 11%.

PHCs/FHCs/UPHCs based on UHID Visits

Hospital	UHID Visit %
Family Health Centre Ennappara	42.00%
Family Health Centre Narkilakkad	31.00%
Family Health Centre Ajanur	19.00%
Family Health Centre Mulleriya	19.00%
Family Health Centre Udumbanthala	16.00%
Family Health Centre Valiyaparamaba	14.00%
Urban Primary Health Centre Nileshwaram	13.00%
Family Health Centre Kayyur	8.00%
Family Health Centre Karindalam	7.00%
Family Health Centre Udma	7.00%
Family Health Centre Panathur	5.00%
Family Health Centre Chattanchal	4.00%

Institutions with atleast 100 UHID visits are listed here.

3.3 e-Health Performance - Doctor Consultation



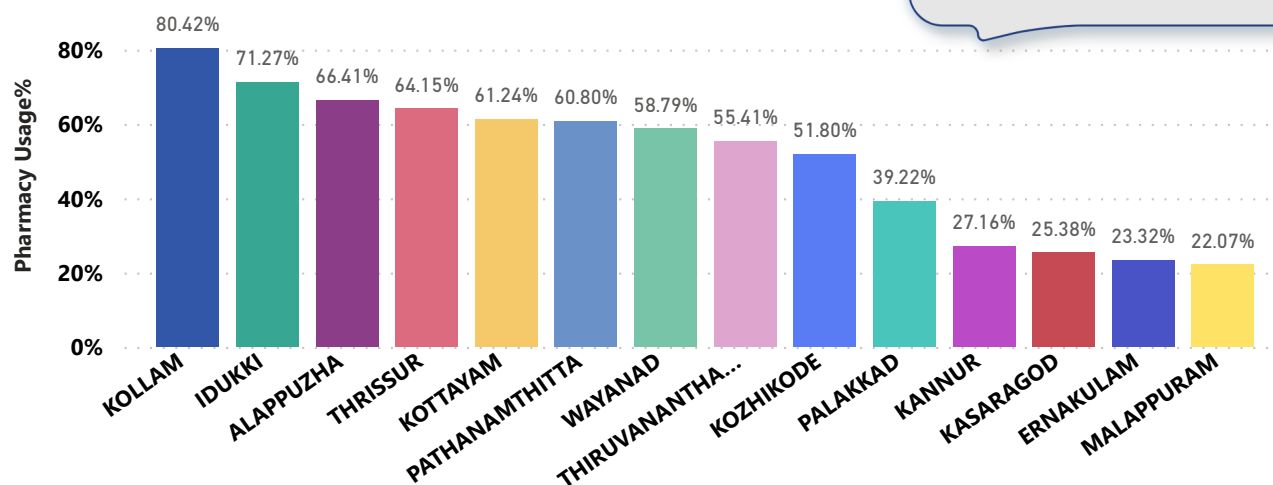
Doctor Consultation Percentage in PHCs/FHCs/UPHCs

Hospital	Doctor Consultation %
Family Health Centre Mulleriya	98.38%
Family Health Centre Udumbanthala	89.78%
Urban Primary Health Centre Nileshwaram	83.16%
Family Health Centre Ajanur	75.26%
Family Health Centre Valiyaparamaba	71.83%
Family Health Centre Chattanchal	48.91%
Family Health Centre Udma	32.03%
Family Health Centre Panathur	30.91%
Family Health Centre Narkilakkad	28.85%
Family Health Centre Ennappara	23.39%
Family Health Centre Karindalam	8.17%
Family Health Centre Kayyur	0.12%

3.4 e-Health Performance - Pharmacy Usage in PHCs/FHCs/UPHCs

Pharmacy usage is calculated as (Pharmacy Prescription Count / Total Visits) *100

The KSD district stands at position 12 in Pharmacy Usage with 25%.



Pharmacy Usage in PHCs/FHCs/UPHCs

Hospital	Pharmacy Usage %
Family Health Centre Mulleriya	83.00%
Family Health Centre Udumbanthala	74.00%
Urban Primary Health Centre Nileshwaram	69.00%
Family Health Centre Chattanchal	40.00%
Family Health Centre Ajanur	36.00%
Family Health Centre Ennappara	21.00%
Family Health Centre Valiyaparamaba	14.00%
Family Health Centre Panathur	11.00%
Family Health Centre Udma	11.00%
Family Health Centre Karindalam	5.00%
Family Health Centre Narkilakkad	4.00%
Family Health Centre Kayyur	0.00%

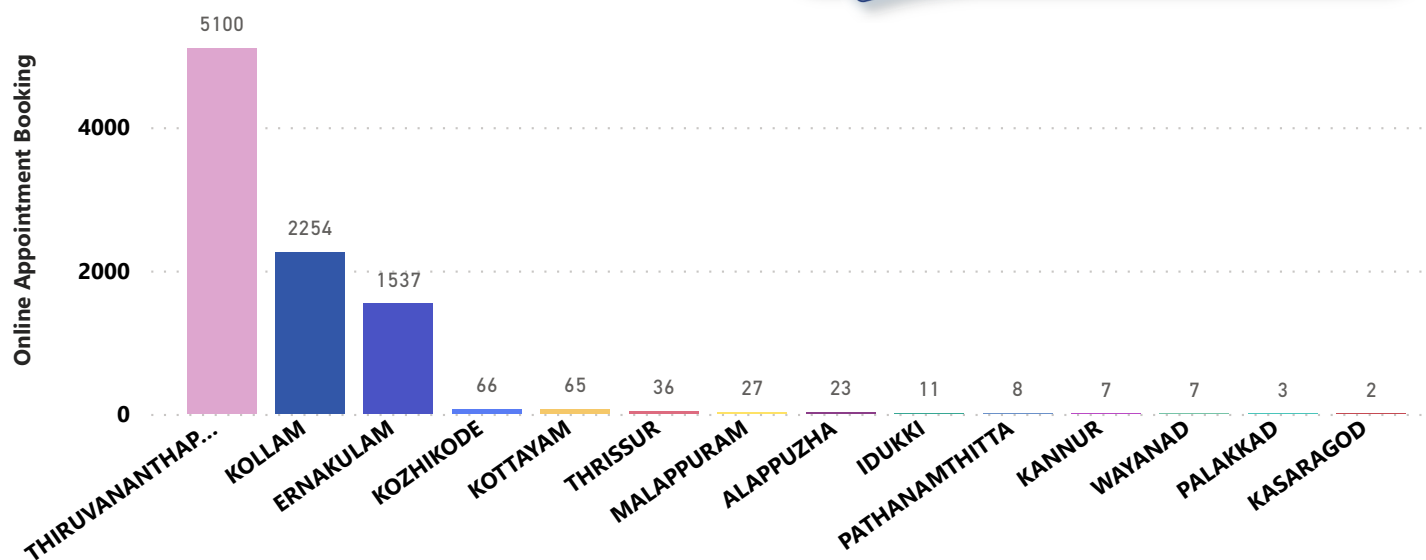
4. Status of Modules started in Hospitals

District wise status of live institutions and the count of various modules [Reception, OP Consultation, Lab, Pharmacy] started.

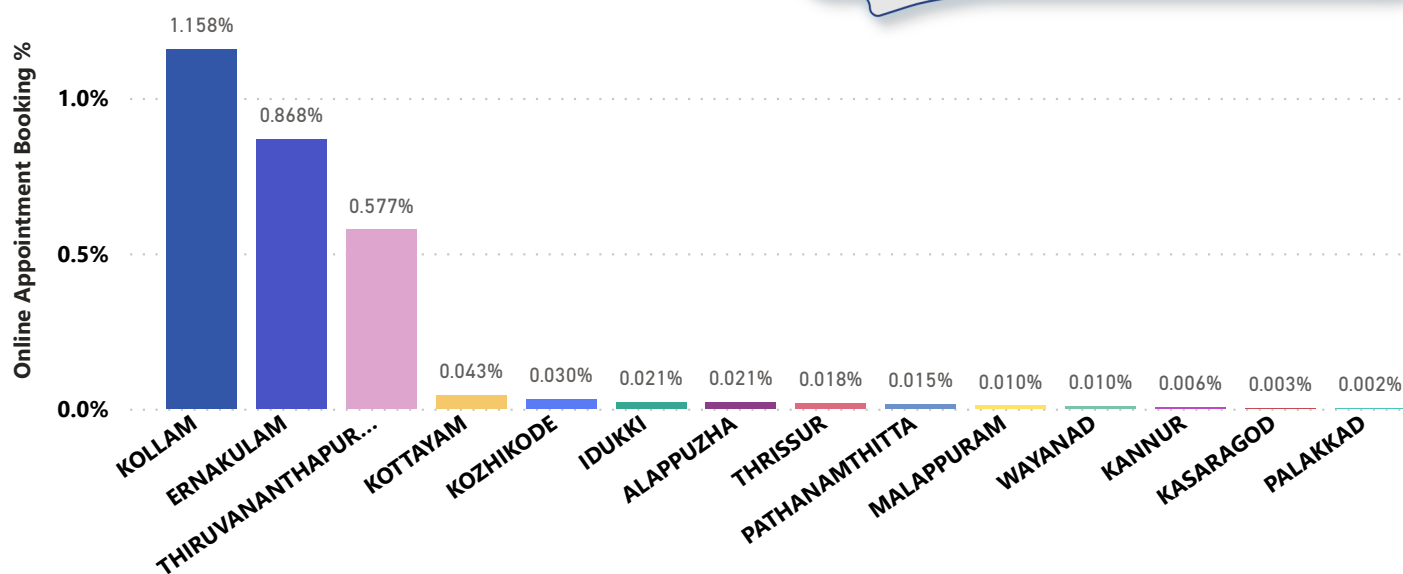
District Name	Live Institutions	Reception	Consultation	Lab	Pharmacy
THIRUVANANTHAPURAM	103	99 (96.1%)	90 (87.4%)	76 (73.8%)	80 (77.7%)
THRISSUR	53	51 (96.2%)	49 (92.5%)	38 (71.7%)	48 (90.6%)
MALAPPURAM	47	34 (72.3%)	23 (48.9%)	13 (27.7%)	12 (25.5%)
PALAKKAD	38	37 (97.4%)	36 (94.7%)	30 (78.9%)	17 (44.7%)
KOZHIKODE	36	30 (83.3%)	25 (69.4%)	19 (52.8%)	19 (52.8%)
ERNAKULAM	34	28 (82.4%)	23 (67.6%)	10 (29.4%)	14 (41.2%)
KANNUR	27	26 (96.3%)	24 (88.9%)	17 (63.%)	10 (37.%)
KOLLAM	22	22 (100.%)	22 (100.%)	22 (100.%)	22 (100.%)
KOTTAYAM	22	21 (95.5%)	21 (95.5%)	14 (63.6%)	19 (86.4%)
KASARAGOD	19	19 (100.%)	16 (84.2%)	12 (63.2%)	13 (68.4%)
ALAPPUZHA	18	18 (100.%)	17 (94.4%)	14 (77.8%)	16 (88.9%)
IDUKKI	17	16 (94.1%)	16 (94.1%)	11 (64.7%)	14 (82.4%)
PATHANAMTHITTA	17	17 (100.%)	15 (88.2%)	10 (58.8%)	10 (58.8%)
WAYANAD	15	15 (100.%)	14 (93.3%)	14 (93.3%)	11 (73.3%)
Total	468	433 (92.5%)	391 (83.5%)	300 (64.1%)	305 (65.2%)

5. Percentage of Online Appointment Booking in Hospitals

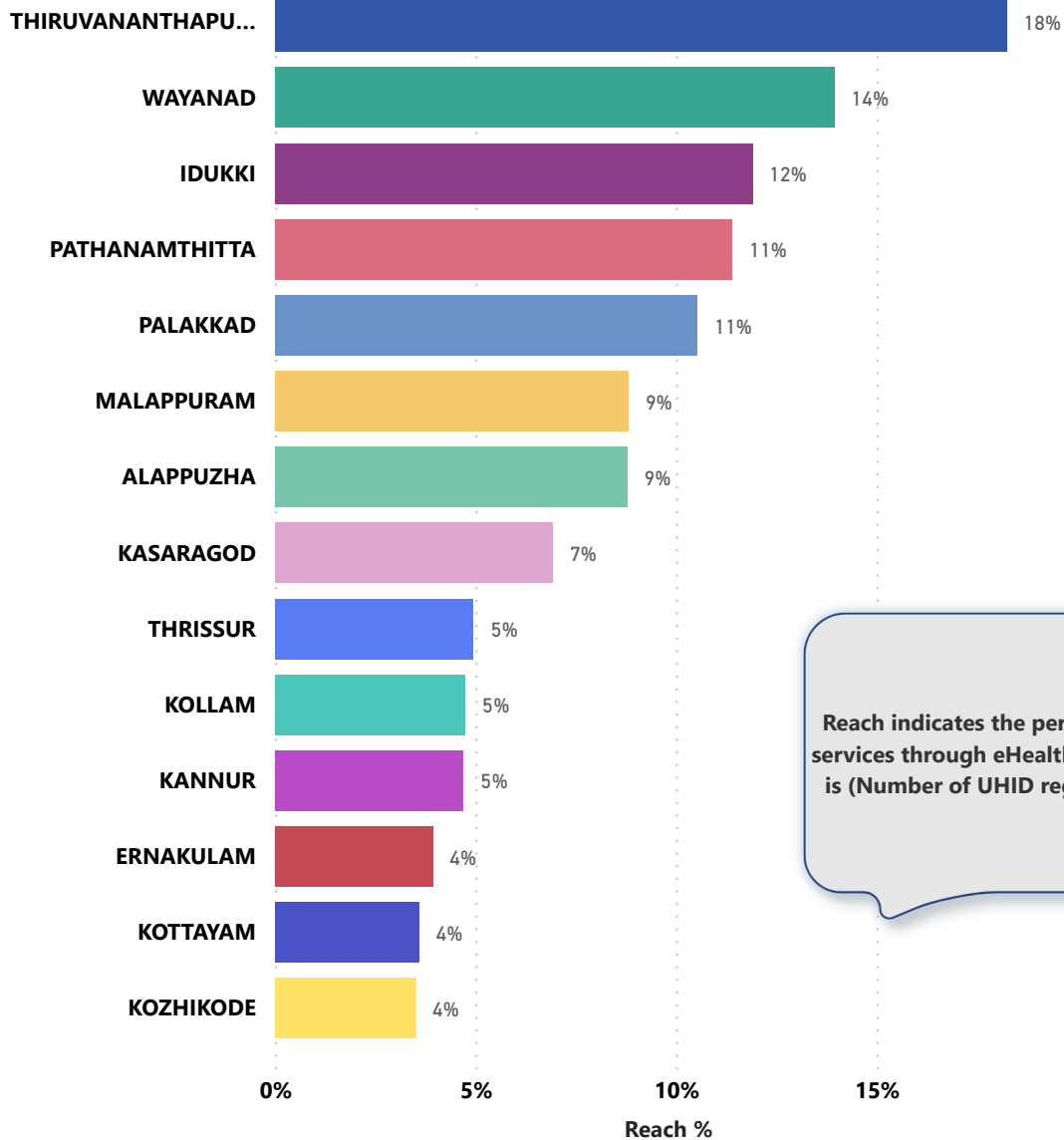
District-wise count of Online appointments taken during the month of September '22. KSD district stands at 14th position in Online appointments.



District-wise percentage of online appointment booking up on OP visits for the month of September '22. Calculation is performed as $(\text{Online Visits} / \text{OP Visits}) * 100 \%$.



6. eHealth Performance - Reach



Reach indicates the percentage of population availing services through eHealth. The formula used to calculate is $(\text{Number of UHID registered} / \text{Population}) * 100 \%$.

7. Public Health Survey Status

