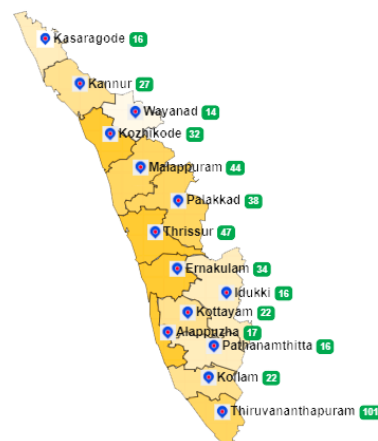


1. eHealth Kerala - Vital Statistics

| | |
|---|----|
| Live Institutions | 22 |
| Medical College Hospitals | 1 |
| PHCs/FHCs | 20 |
| CHCs | 0 |
| DHs/GHs | 0 |
| PH Labs | 0 |
| Other(Inc UPHCs,Taluk Hospitals) | 1 |



2. Highlights



- The Kottayam district is at position 4 (up by 2) in overall performance ranking of districts based on PHCs/FHCs/UPHCs.
- Reception module is functional in 20 of the 21 PHCs/FHCs/UPHCs of the Kottayam district.
- District remains at :
 - - position 9 in UHID Visits with 22%.
 - position 5 in Pharmacy Usage with 61%.
- The district remains at position 5 in online appointment booking.



- The district is at position 5(down by 1) in Doctor Consultation(84%,3% down).
- The district is in 13th position in reach rank which indicates UHID registration proportionate to the population.
- The district is at position 12 in house survey completion(0.28%) and at position 13 in member survey completion(0.01%).


3. eHealth - District Ranking Matrix Based on Performance of PHCs/FHCs/UPHCs

The ranking matrix showcase the district performance in providing eHealth services through PHCs/FHCs/UPHCs based on six different parameters. These parameters include whether the reception module is started or not, UHID Visits, Doctor Consultation, Pharmacy Usage, Lab Usage and number of Live Institutions. Based on the ranking, the districts are classified into three broad categories, the best performing districts, the average performing districts and the low performing districts.

The best performing districts should strive to continue to remain in the same position, whereas the average performing as well as the low performing districts should strive to reach to the 'top four' league.

The ranking matrix for the month of September '22 is given below:

| District | Rank |
|--------------------|------|
| IDUKKI | 1 |
| KOLLAM | 1 |
| WAYANAD | 1 |
| ALAPPUZHA | 2 |
| THIRUVANANTHAPURAM | 2 |
| PATHANAMTHITTA | 3 |
| THRISSUR | 3 |
| KOTTAYAM | 4 |
| PALAKKAD | 5 |
| KANNUR | 6 |
| KOZHIKODE | 6 |
| KASARAGOD | 7 |
| ERNAKULAM | 8 |
| MALAPPURAM | 9 |

 Best performing
 Average performing
 Low performing

3. eHealth - Institution Level Ranking of PHCs/FHCs/UPHCs

| Hospital | Rank |
|--------------------------------------|------|
| Family Health Centre Brahmamangalam | 1 |
| Family Health Centre Vazhoor | 2 |
| Family Health Centre Panachikkadu | 3 |
| Family Health Centre Kuruppanthara | 4 |
| Family Health Centre Udayanapuram | 4 |
| Family Health Centre Madappally | 5 |
| Family Health Centre Paippad | 5 |
| Family Health Centre Veliyannoor | 5 |
| Family Health Centre Manarcad | 6 |
| Family Health Centre Moonnilavu | 6 |
| Urban Primary Health Centre Perunna | 6 |
| Family Health Centre Mutholy | 7 |
| Family Health Centre Nattakom | 7 |
| Family Health Centre Erattupetta | 8 |
| Family Health Centre Marangattupally | 8 |
| Family Health Centre Maravanthuruthu | 8 |
| Family Health Centre Parampuzha | 8 |
| Family Health Centre Kallara | 9 |
| Family Health Centre Meenachil | 9 |
| Family Health Centre Velloor | 10 |

3.1 eHealth Performance - Reception Module

Reception Module is considered to be functional in a PHC/FHC/UPHC only if the number of total visits for the month is of minimum 500.

Reception module started in 20 of 21 PHCs/FHCs/UPHCs of the district.

| District | PHC/FHC/UPHC Count | PHC/FHC/UPHC with Reception | % of PHC/FHC/UPHC with Reception |
|--------------------|--------------------|-----------------------------|----------------------------------|
| WAYANAD | 15 | 15 | 100.00% |
| IDUKKI | 16 | 16 | 100.00% |
| PATHANAMTHITTA | 16 | 16 | 100.00% |
| ALAPPUZHA | 17 | 17 | 100.00% |
| KASARAGOD | 19 | 18 | 95.00% |
| KOLLAM | 20 | 20 | 100.00% |
| KOTTAYAM | 21 | 20 | 95.00% |
| KANNUR | 27 | 26 | 96.00% |
| KOZHIKODE | 27 | 24 | 89.00% |
| ERNAKULAM | 31 | 26 | 84.00% |
| PALAKKAD | 37 | 36 | 97.00% |
| MALAPPURAM | 46 | 33 | 72.00% |
| THRISSUR | 51 | 49 | 96.00% |
| THIRUVANANTHAPURAM | 66 | 64 | 97.00% |

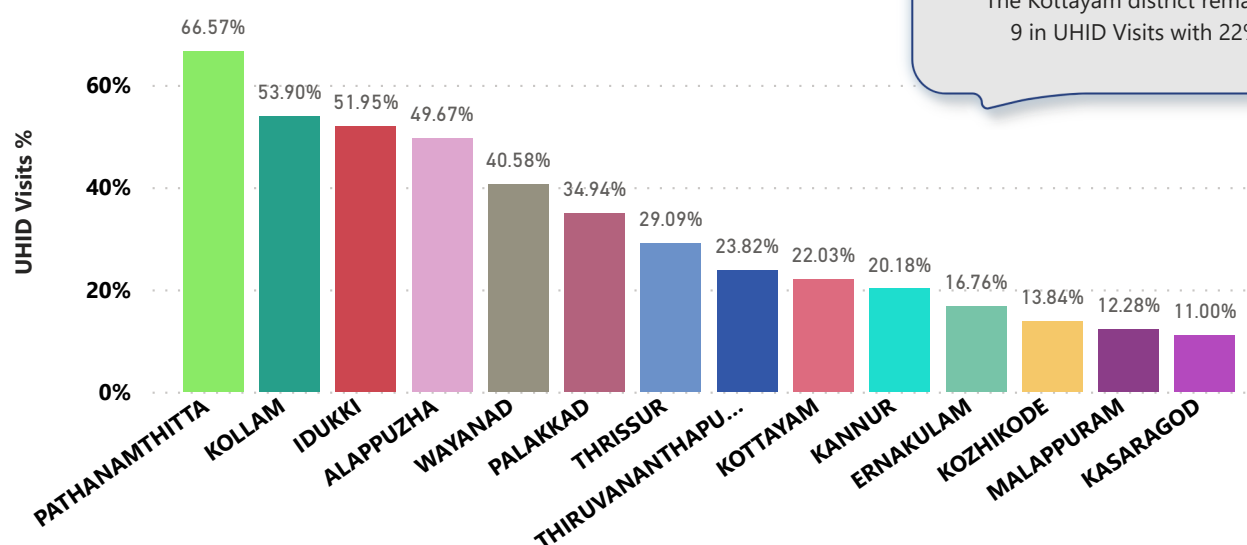
Institutions where the reception module is either not started or not using

Hospital Name

Family Health Centre Meenadom

3.2 e-Health Performance - UHID Visits

UHID Visit % is calculated as (UHID Visits / Total Visit) *100

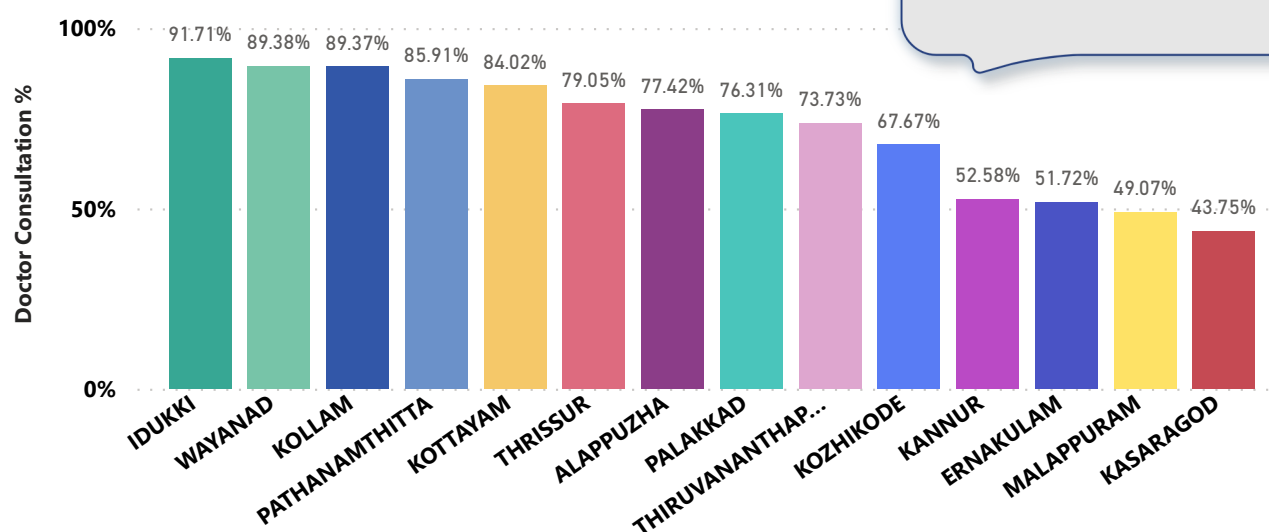


PHCs/FHCs/UPHCs based on UHID Visits

| Hospital | UHID Visit % |
|--------------------------------------|--------------|
| Family Health Centre Udayanapuram | 58.00% |
| Family Health Centre Brahmamangalam | 56.00% |
| Family Health Centre Kuruppanthara | 54.00% |
| Family Health Centre Paippad | 41.00% |
| Family Health Centre Vazhoor | 37.00% |
| Family Health Centre Veliyannoor | 36.00% |
| Family Health Centre Kallara | 35.00% |
| Family Health Centre Panachikkadu | 23.00% |
| Family Health Centre Maravanthuruthu | 22.00% |
| Family Health Centre Madappally | 20.00% |
| Family Health Centre Erattupetta | 14.00% |
| Family Health Centre Mutholy | 13.00% |
| Family Health Centre Velloor | 13.00% |
| Family Health Centre Parampuzha | 8.00% |
| Urban Primary Health Centre Perunna | 8.00% |
| Family Health Centre Marangattupally | 4.00% |
| Family Health Centre Nattakom | 4.00% |
| Family Health Centre Meenachil | 3.00% |

Institutions with atleast 100 UHID visits are listed here.

3.3 e-Health Performance - Doctor Consultation

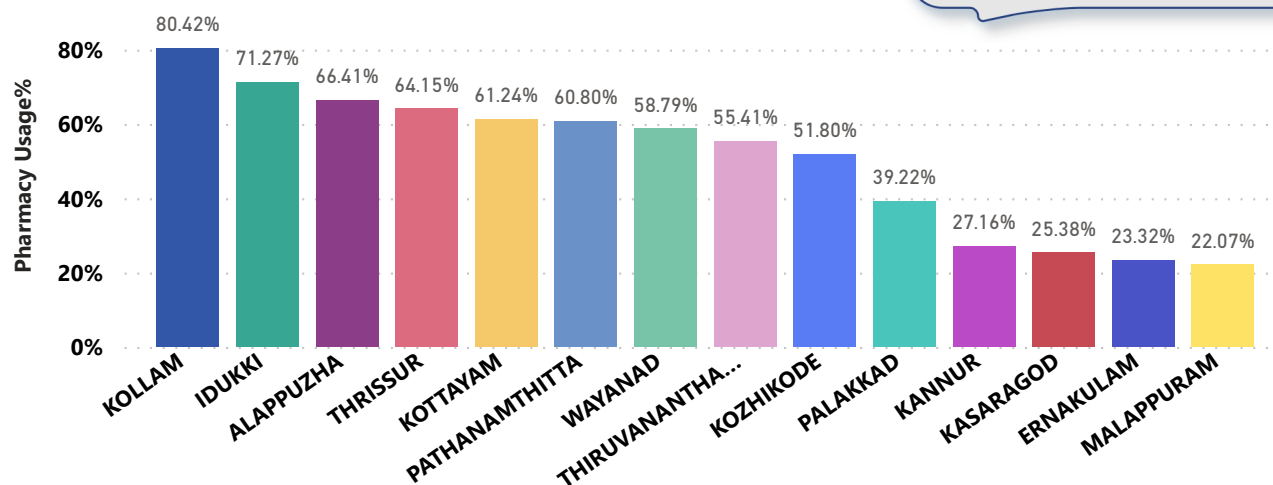


Doctor Consultation Percentage in PHCs/FHCs/UPHCs

| Hospital | Doctor Consultation % |
|--------------------------------------|-----------------------|
| Family Health Centre Kuruppanthara | 99.40% |
| Family Health Centre Panachikkadu | 99.20% |
| Family Health Centre Brahmamangalam | 99.06% |
| Family Health Centre Madappally | 97.76% |
| Family Health Centre Veliyanloor | 97.58% |
| Family Health Centre Udayanapuram | 97.46% |
| Family Health Centre Marangattupally | 96.93% |
| Family Health Centre Vazhoor | 95.14% |
| Family Health Centre Erattupetta | 93.75% |
| Urban Primary Health Centre Perunna | 92.65% |
| Family Health Centre Mutholy | 88.88% |
| Family Health Centre Meenachil | 87.40% |
| Family Health Centre Paippad | 86.60% |
| Family Health Centre Nattakom | 85.21% |
| Family Health Centre Parampuzha | 75.88% |
| Family Health Centre Maravanthuruthu | 54.72% |
| Family Health Centre Kallara | 37.90% |
| Family Health Centre Velloor | 8.86% |

3.4 e-Health Performance - Pharmacy Usage in PHCs/FHCs/UPHCs

Pharmacy usage is calculated as (Pharmacy Prescription Count / Total Visits) *100



The Kottayam district remains at position 5 in Pharmacy Usage with 61%(nearly 2% down).

Pharmacy Usage in PHCs/FHCs/UPHCs

| Hospital | Pharmacy Usage % |
|--------------------------------------|------------------|
| Family Health Centre Vazhoor | 107.00% |
| Family Health Centre Brahmamangalam | 99.00% |
| Family Health Centre Panachikkadu | 98.00% |
| Family Health Centre Udayanapuram | 97.00% |
| Urban Primary Health Centre Perunna | 97.00% |
| Family Health Centre Kuruppanthara | 93.00% |
| Family Health Centre Veliyannoor | 84.00% |
| Family Health Centre Madappally | 76.00% |
| Family Health Centre Paippad | 74.00% |
| Family Health Centre Mutholy | 65.00% |
| Family Health Centre Nattakom | 63.00% |
| Family Health Centre Maravanthuruthu | 55.00% |
| Family Health Centre Kallara | 36.00% |
| Family Health Centre Erattupetta | 28.00% |
| Family Health Centre Meenachil | 21.00% |
| Family Health Centre Parampuzha | 9.00% |
| Family Health Centre Marangattupally | 5.00% |
| Family Health Centre Velloor | 0.00% |

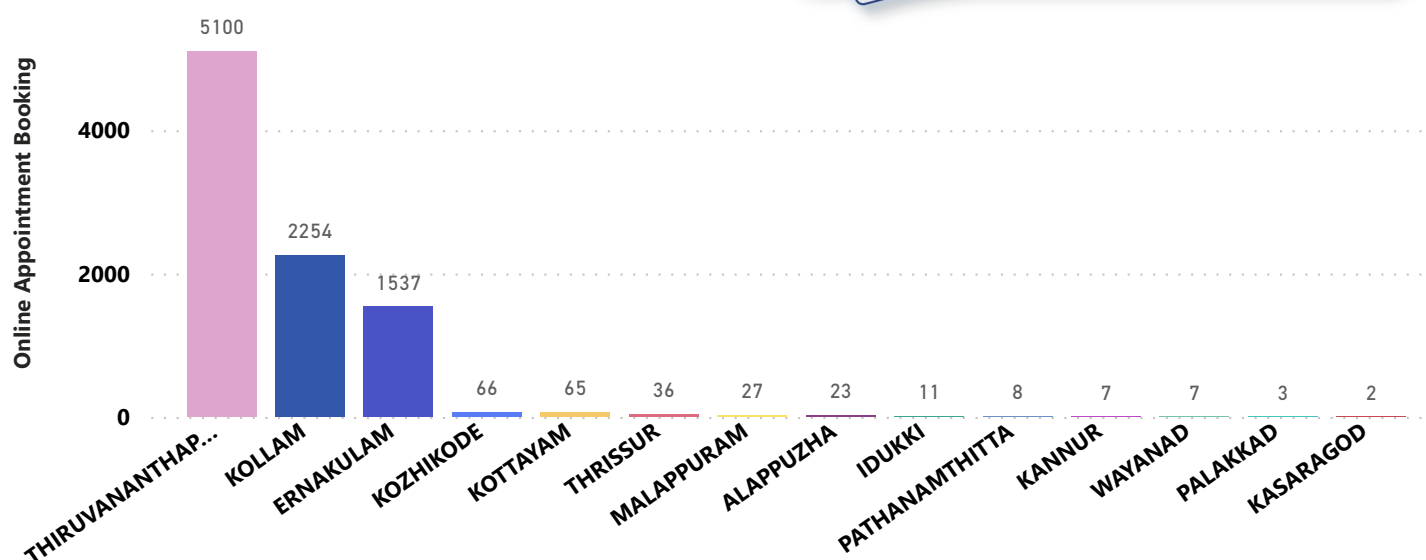
4. Status of Modules started in Hospitals

District wise status of live institutions and the count of various modules [Reception, OP Consultation, Lab, Pharmacy] started.

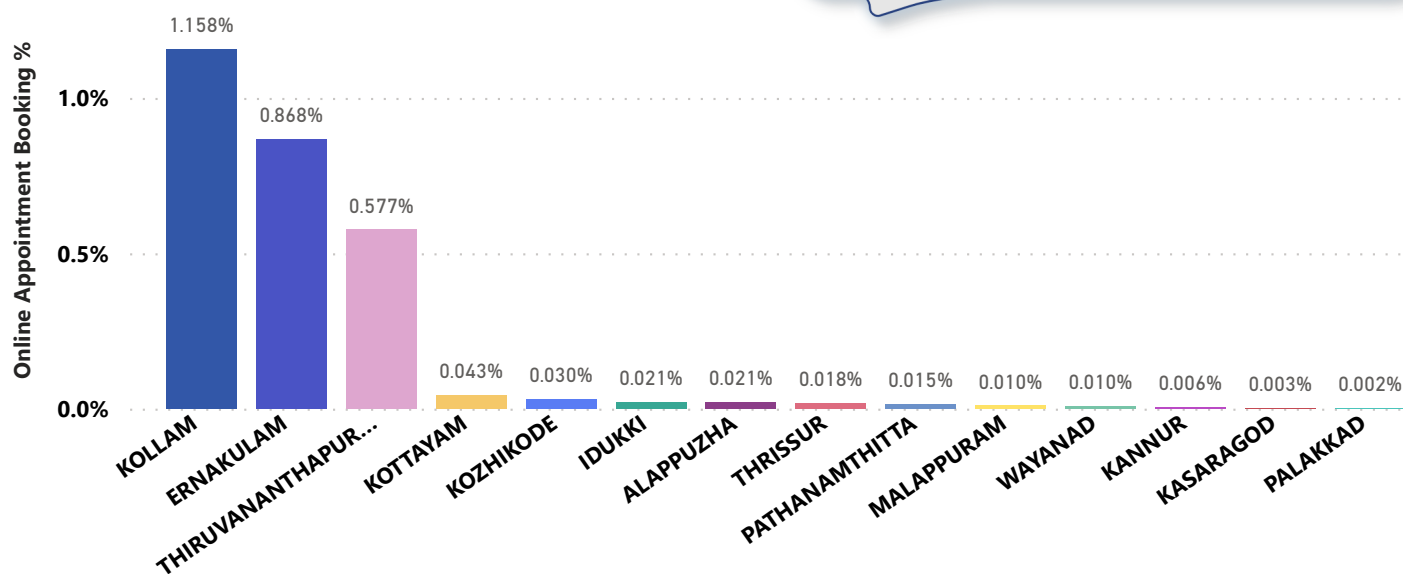
| District Name | Live Institutions | Reception | Consultation | Lab | Pharmacy |
|--------------------|-------------------|--------------------|--------------------|--------------------|--------------------|
| THIRUVANANTHAPURAM | 103 | 99 (96.1%) | 90 (87.4%) | 76 (73.8%) | 80 (77.7%) |
| THRISSUR | 53 | 51 (96.2%) | 49 (92.5%) | 38 (71.7%) | 48 (90.6%) |
| MALAPPURAM | 47 | 34 (72.3%) | 23 (48.9%) | 13 (27.7%) | 12 (25.5%) |
| PALAKKAD | 38 | 37 (97.4%) | 36 (94.7%) | 30 (78.9%) | 17 (44.7%) |
| KOZHIKODE | 36 | 30 (83.3%) | 25 (69.4%) | 19 (52.8%) | 19 (52.8%) |
| ERNAKULAM | 34 | 28 (82.4%) | 23 (67.6%) | 10 (29.4%) | 14 (41.2%) |
| KANNUR | 27 | 26 (96.3%) | 24 (88.9%) | 17 (63.%) | 10 (37.%) |
| KOLLAM | 22 | 22 (100.%) | 22 (100.%) | 22 (100.%) | 22 (100.%) |
| KOTTAYAM | 22 | 21 (95.5%) | 21 (95.5%) | 14 (63.6%) | 19 (86.4%) |
| KASARAGOD | 19 | 19 (100.%) | 16 (84.2%) | 12 (63.2%) | 13 (68.4%) |
| ALAPPUZHA | 18 | 18 (100.%) | 17 (94.4%) | 14 (77.8%) | 16 (88.9%) |
| IDUKKI | 17 | 16 (94.1%) | 16 (94.1%) | 11 (64.7%) | 14 (82.4%) |
| PATHANAMTHITTA | 17 | 17 (100.%) | 15 (88.2%) | 10 (58.8%) | 10 (58.8%) |
| WAYANAD | 15 | 15 (100.%) | 14 (93.3%) | 14 (93.3%) | 11 (73.3%) |
| Total | 468 | 433 (92.5%) | 391 (83.5%) | 300 (64.1%) | 305 (65.2%) |

5. Percentage of Online Appointment Booking in Hospitals

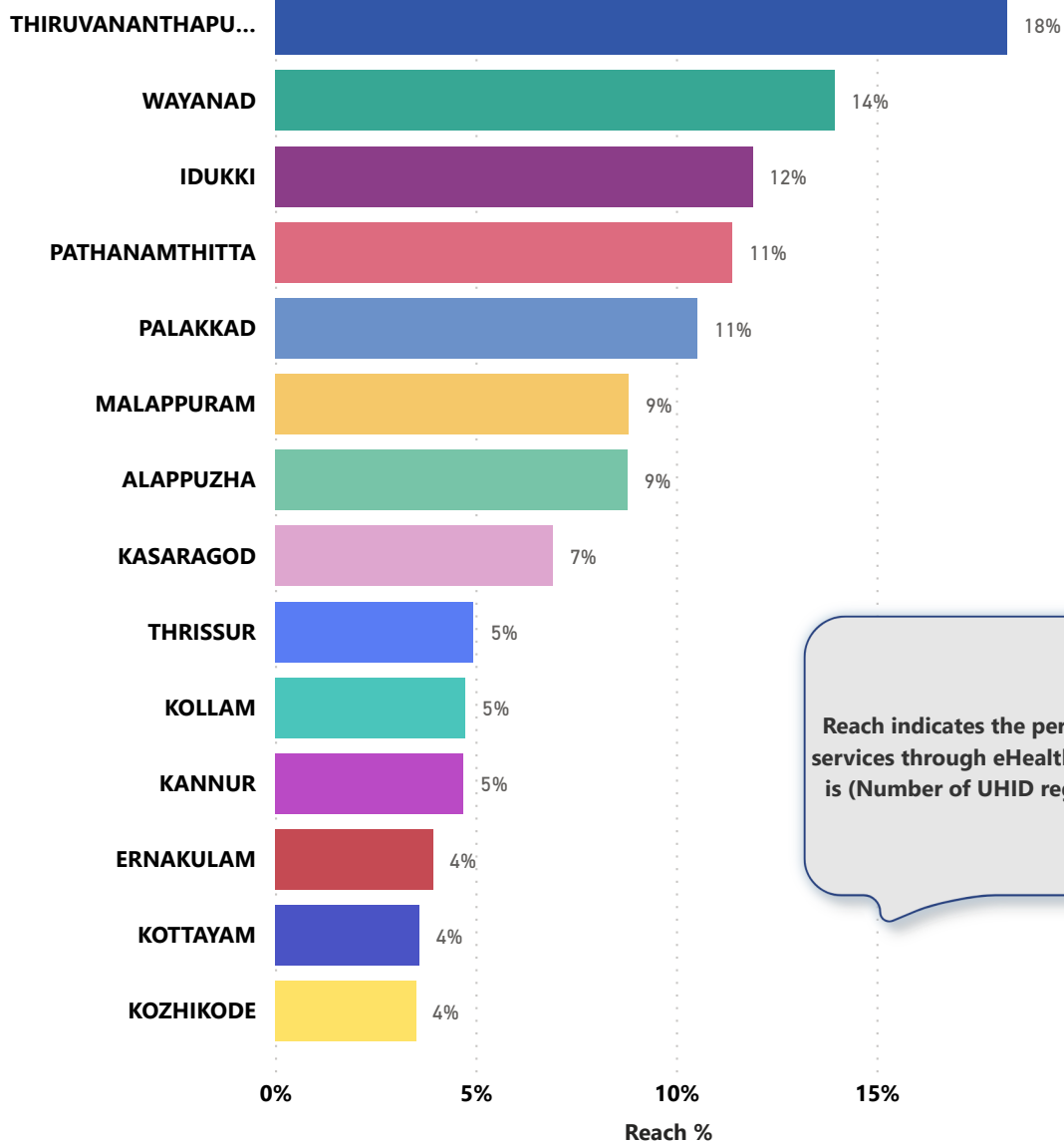
District-wise count of online appointments taken during the month of September '22. Kottayam district is at position 5(down by 1) in the number of online appointments.



District-wise percentage of online appointment booking up on OP visits for the month of September '22. Calculation is performed as (Online Visits / OP Visits) * 100 %.



6. eHealth Performance - Reach



Reach indicates the percentage of population availing services through eHealth. The formula used to calculate is $(\text{Number of UHID registered} / \text{Population}) * 100 \%$.

7. Public Health Survey Status

