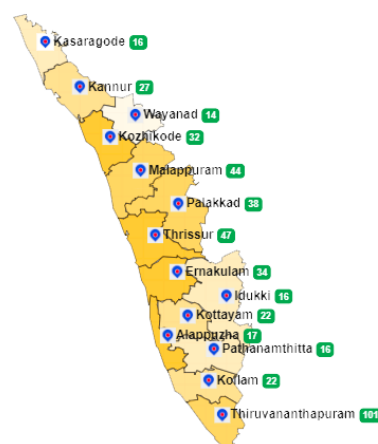


1. eHealth Kerala - Vital Statistics

Live Institutions	47
Medical College Hospitals	1
PHCs/FHCs	41
CHCs	0
DHs/GHs	0
PH Labs	0
Other(Inc UPHCs,Taluk Hospitals)	5



2. Highlights



- Malappuram district moved up to 7th position (up by 4) in Online Appointments.
- The district is at 6th position in reach which indicates UHID registration proportionate to the population.



- Malappuram district is at 9th position in overall performance ranking of districts based on PHCs/FHCs/UPHCs.
- District remains at:
 - position 13 in UHID Visits (12.28%).
 - position 13 in doctors Consultation with 49.07%.
- District is at the last position in terms of Pharmacy usage with 22.07%.




3. eHealth - District Ranking Matrix Based on Performance of PHCs/FHCs/UPHCs

The ranking matrix showcase the district performance in providing eHealth services through PHCs/FHCs/UPHCs based on six different parameters. These parameters include whether the reception module is started or not, UHID Visits, Doctor Consultation, Pharmacy Usage, Lab Usage and number of Live Institutions. Based on the ranking, the districts are classified into three broad categories, the best performing districts, the average performing districts and the low performing districts.

The best performing districts should strive to continue to remain in the same position, whereas the average performing as well as the low performing districts should strive to reach to the 'top four' league.

The ranking matrix for the month of September '22 is given below:

District	Rank
IDUKKI	1
KOLLAM	1
WAYANAD	1
ALAPPUZHA	2
THIRUVANANTHAPURAM	2
PATHANAMTHITTA	3
THRISSUR	3
KOTTAYAM	4
PALAKKAD	5
KANNUR	6
KOZHIKODE	6
KASARAGOD	7
ERNAKULAM	8
MALAPPURAM	9

 Best performing
 Average performing
 Low performing

3. eHealth - Institution Level Ranking of PHCs/FHCs/UPHCs

Hospital	Rank
Family Health Centre Chokkad	1
Family Health Centre Pulikkal	2
Family Health Centre Vazhikkadavu	3
Family Health Centre A R Nagar	4
Family Health Centre Parappanangadi	4
Family Health Centre Thazhekod	5
Family Health Centre Ponmala	6
Urban Primary Health Centre Biyam	6
Family Health Centre Morayur	7
Family Health Centre Ozhoor	7
Family Health Centre Nannambra	8
Family Health Centre Chaliyar	9
Family Health Centre Thanalur	9
Urban Primary Health Centre Mummuly ,Nilambur	9
Family Health Centre Edayur	10
Family Health Centre Karulai	10
Family Health Centre Kuzhimanna	10
Urban Primary Health Centre Vettekod	10
Family Health Centre Athanikkal	11
Family Health Centre Kottakkal	11
Family Health Centre Marakkara	11
Family Health Centre Pandikkad	11
Family Health Centre Pang	11
Family Health Centre Porur	11
Family Health Centre Thalakkad	11
Family Health Centre Thirunavaya	11
Family Health Centre Thiruvalli	11
Family Health Centre Thuvvur	11
Family Health Centre Triprangode	11
Family Health Centre Vazhakkad	11
Family Health Centre Vazhayoor	11
Urban Primary Health Centre Eravimangalam	11
Urban Primary Health Centre Mangalassery,Manjeri	11

3.1 eHealth Performance - Reception Module

Reception Module is considered to be functional in a PHC/FHC/UPHC only if the number of total visits for the month is of minimum 500.

Out of 46 PHCs/FHCs/UPHCs, Reception module started at 33 Institutions

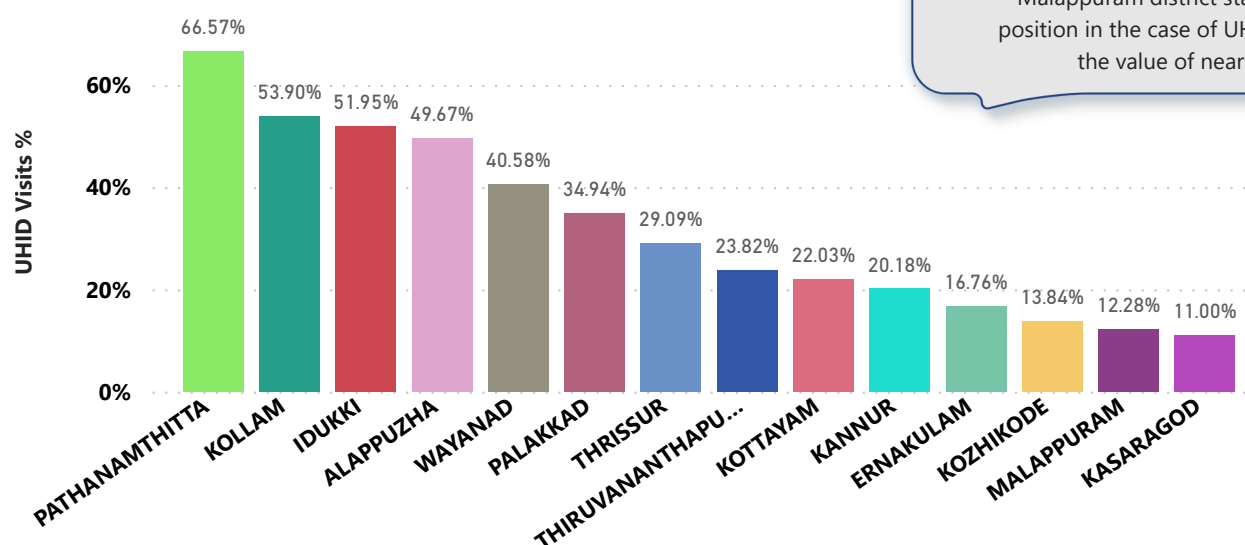
District	PHC/FHC/UPHC Count	PHC/FHC/UPHC with Reception	% of PHC/FHC/UPHC with Reception
WAYANAD	15	15	100.00%
IDUKKI	16	16	100.00%
PATHANAMTHITTA	16	16	100.00%
ALAPPUZHA	17	17	100.00%
KASARAGOD	19	18	95.00%
KOLLAM	20	20	100.00%
KOTTAYAM	21	20	95.00%
KANNUR	27	26	96.00%
KOZHIKODE	27	24	89.00%
ERNAKULAM	31	26	84.00%
PALAKKAD	37	36	97.00%
MALAPPURAM	46	33	72.00%
THRISSUR	51	49	96.00%
THIRUVANANTHAPURAM	66	64	97.00%

Hospital Name
Family Health Centre Vattamkulam
Family Health Centre Valavannur
Family Health Centre Trippanachi
Family Health Centre Thrikkalangoode
Family Health Centre Palappetty
Family Health Centre Moorkkanad
Family Health Centre Moonniyoor
Family Health Centre Koottayi
Family Health Centre Kaladi
Family Health Centre Elamkulam
Family Health Centre Chemmalassery
Family Health Centre Chelembra
Family Health Centre Alankode

Institutions where the reception module is either not started or not using

3.2 e-Health Performance - UHID Visits

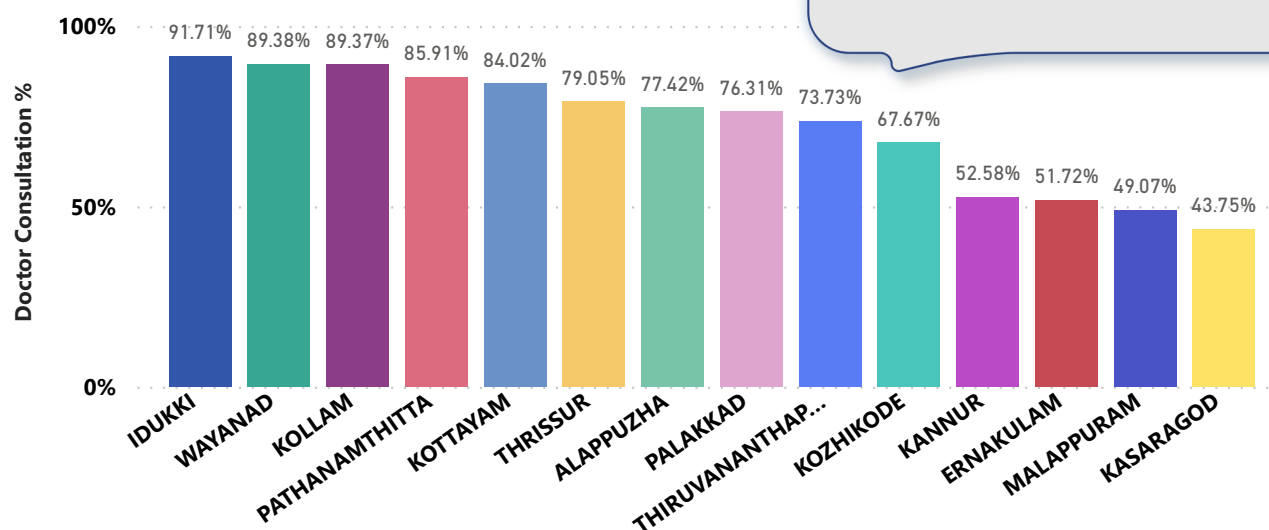
UHID Visit % is calculated as (UHID Visits / Total Visit) *100



PHCs/FHCs/UPHCs based on UHID Visits

Hospital	UHID Visit %
Family Health Centre Chokkad	72.00%
Family Health Centre Pulikkal	65.00%
Family Health Centre Chaliyar	59.00%
Family Health Centre A R Nagar	29.00%
Family Health Centre Vazhikkadavu	26.00%
Family Health Centre Morayur	21.00%
Family Health Centre Thazhekcode	19.00%
Family Health Centre Thirunavaya	18.00%
Family Health Centre Edayur	12.00%
Family Health Centre Pang	12.00%
Family Health Centre Ponmala	9.00%
Family Health Centre Karulai	6.00%
Family Health Centre Pandikkad	6.00%
Family Health Centre Parappanangadi	5.00%
Family Health Centre Nannambra	4.00%
Family Health Centre Kuzhimanna	2.00%
Family Health Centre Marakkara	2.00%
Family Health Centre Thanalur	1.00%

3.3 e-Health Performance - Doctor Consultation



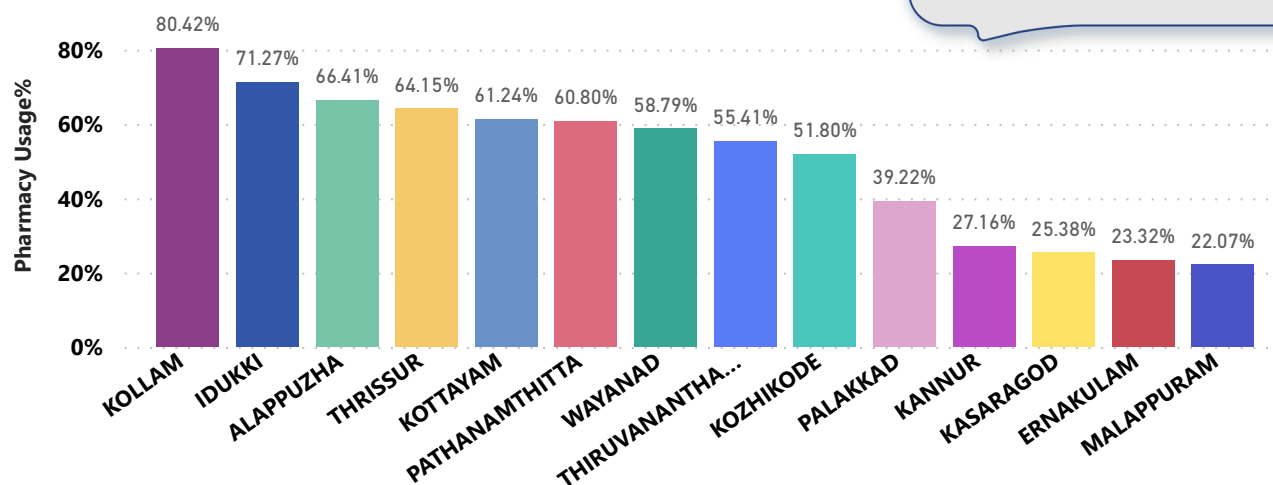
Doctor Consultation Percentage in PHCs/FHCs/UPHCs

Hospital	Doctor Consultation %
Family Health Centre Vazhikkadavu	99.83%
Family Health Centre Parappanangadi	99.43%
Family Health Centre Chokkad	99.36%
Family Health Centre A R Nagar	99.15%
Family Health Centre Pulikkal	98.68%
Family Health Centre Nannambra	98.38%
Family Health Centre Ponmala	97.19%
Family Health Centre Thazhekode	95.79%
Family Health Centre Morayur	93.64%
Family Health Centre Thanalur	75.49%
Family Health Centre Kuzhimanna	71.99%
Family Health Centre Karulai	57.60%
Family Health Centre Pang	28.00%
Family Health Centre Chaliyar	22.70%
Family Health Centre Edayur	18.60%
Family Health Centre Pandikkad	9.46%
Family Health Centre Marakkara	1.33%
Family Health Centre Thirunavaya	0.00%

3.4 e-Health Performance - Pharmacy Usage in PHCs/FHCs/UPHCs

Pharmacy usage is calculated as (Pharmacy Prescription Count / Total Visits) *100

Malappuram district stands at the last position in Pharmacy Usage with 22.07%.



Pharmacy Usage in PHCs/FHCs/UPHCs

Hospital	Pharmacy Usage %
Family Health Centre Pulikkal	96.00%
Family Health Centre Parappanangadi	95.00%
Family Health Centre Chokkad	93.00%
Family Health Centre Vazhikkadavu	93.00%
Family Health Centre A R Nagar	91.00%
Family Health Centre Thazhekode	88.00%
Family Health Centre Ponmala	57.00%
Family Health Centre Karulai	11.00%
Family Health Centre Edayur	7.00%
Family Health Centre Marakkara	1.00%
Family Health Centre Chaliyar	0.00%
Family Health Centre Kuzhimanna	0.00%
Family Health Centre Morayur	0.00%
Family Health Centre Nannambra	0.00%
Family Health Centre Pandikkad	0.00%
Family Health Centre Pang	0.00%
Family Health Centre Thanalur	0.00%
Family Health Centre Thirunavaya	0.00%

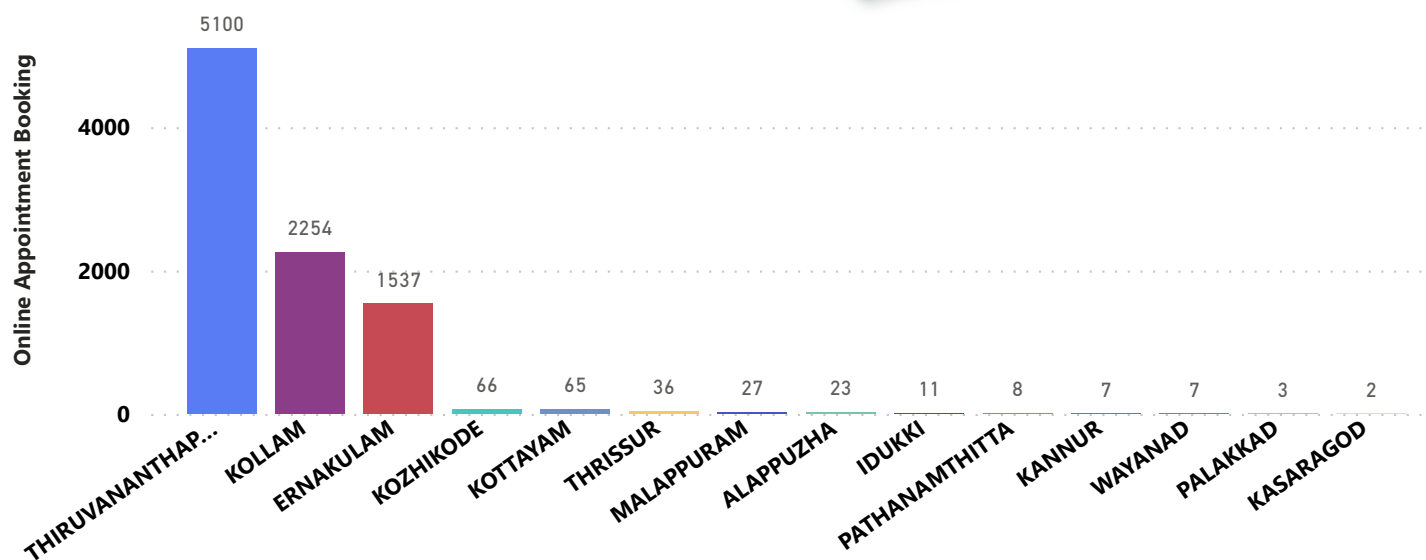
4. Status of Modules started in Hospitals

District wise status of live institutions and the count of various modules [Reception, OP Consultation, Lab, Pharmacy] started.

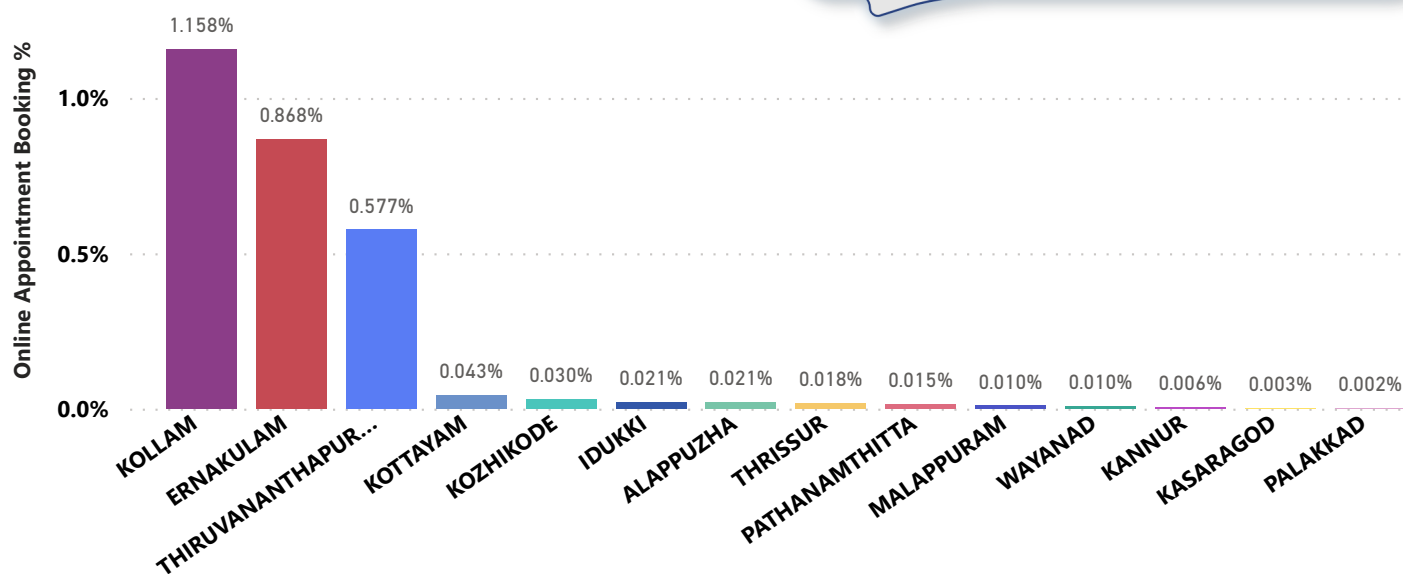
District Name	Live Institutions	Reception	Consultation	Lab	Pharmacy
THIRUVANANTHAPURAM	103	99 (96.1%)	90 (87.4%)	76 (73.8%)	80 (77.7%)
THRISSUR	53	51 (96.2%)	49 (92.5%)	38 (71.7%)	48 (90.6%)
MALAPPURAM	47	34 (72.3%)	23 (48.9%)	13 (27.7%)	12 (25.5%)
PALAKKAD	38	37 (97.4%)	36 (94.7%)	30 (78.9%)	17 (44.7%)
KOZHIKODE	36	30 (83.3%)	25 (69.4%)	19 (52.8%)	19 (52.8%)
ERNAKULAM	34	28 (82.4%)	23 (67.6%)	10 (29.4%)	14 (41.2%)
KANNUR	27	26 (96.3%)	24 (88.9%)	17 (63.%)	10 (37.%)
KOLLAM	22	22 (100.%)	22 (100.%)	22 (100.%)	22 (100.%)
KOTTAYAM	22	21 (95.5%)	21 (95.5%)	14 (63.6%)	19 (86.4%)
KASARAGOD	19	19 (100.%)	16 (84.2%)	12 (63.2%)	13 (68.4%)
ALAPPUZHA	18	18 (100.%)	17 (94.4%)	14 (77.8%)	16 (88.9%)
IDUKKI	17	16 (94.1%)	16 (94.1%)	11 (64.7%)	14 (82.4%)
PATHANAMTHITTA	17	17 (100.%)	15 (88.2%)	10 (58.8%)	10 (58.8%)
WAYANAD	15	15 (100.%)	14 (93.3%)	14 (93.3%)	11 (73.3%)
Total	468	433 (92.5%)	391 (83.5%)	300 (64.1%)	305 (65.2%)

5. Percentage of Online Appointment Booking in Hospitals

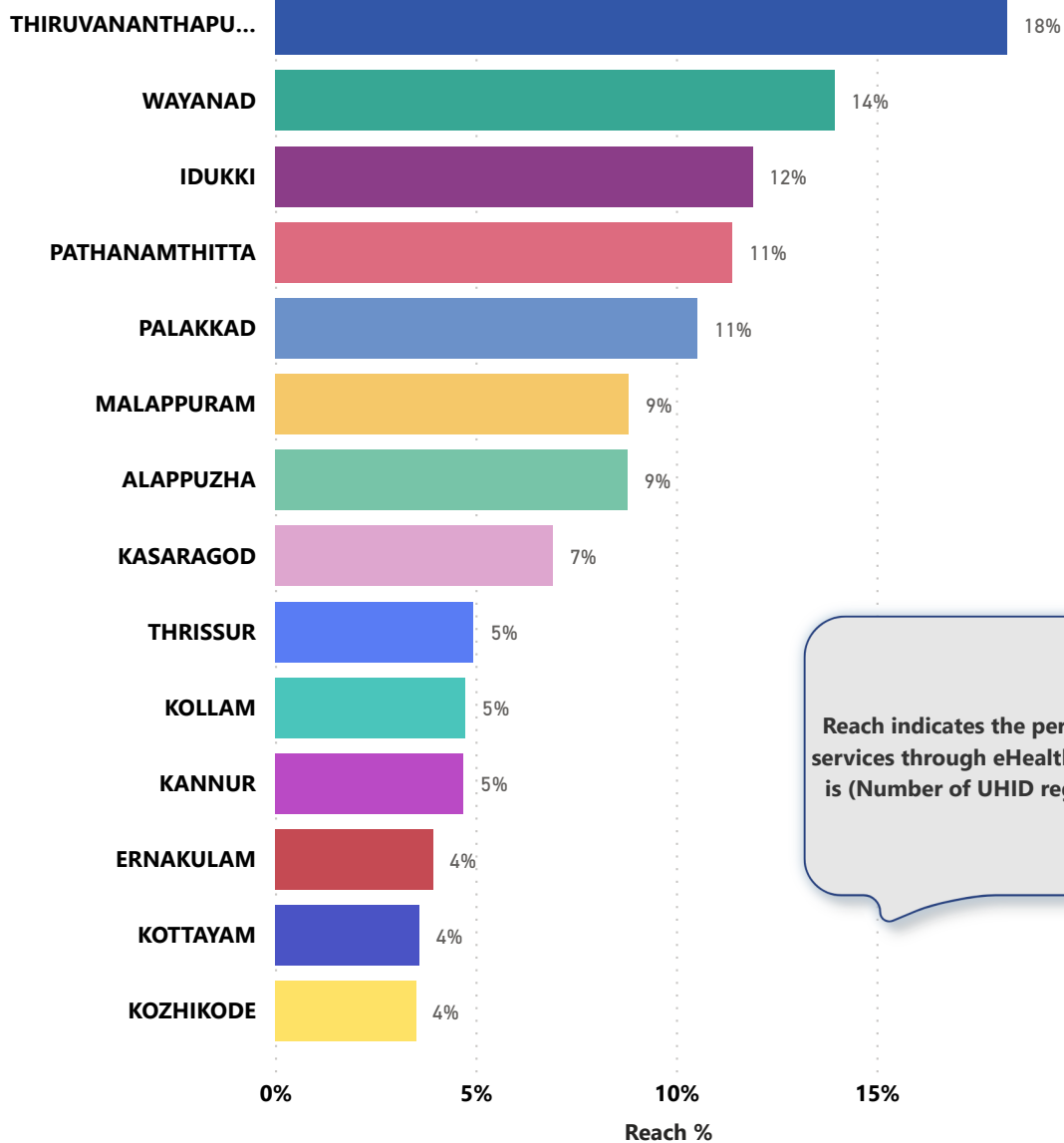
District-wise count of Online appointments taken during the month of September '22. Malappuram district stands at 7th position in the case of Online appointments.



District-wise percentage of online appointment booking up on OP visits for the month of September '22. Calculation is performed as $(\text{Online Visits} / \text{OP Visits}) * 100 \%$.



6. eHealth Performance - Reach



Reach indicates the percentage of population availing services through eHealth. The formula used to calculate is $(\text{Number of UHID registered} / \text{Population}) * 100 \%$.

7. Public Health Survey Status

