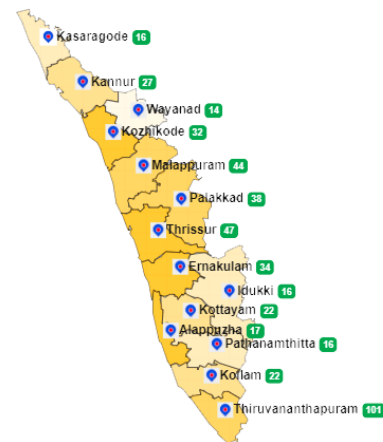


## 1. eHealth Kerala - Vital Statistics

<b>Live Institutions</b>	38
<b>Medical College Hospitals</b>	1
<b>PHCs/FHCs</b>	36
<b>CHCs</b>	0
<b>DHs/GHs</b>	0
<b>PH Labs</b>	0
<b>Other(Inc UPHCs,Taluk Hospitals)</b>	1



## 2. Highlights



- The Palakkad district ranks 5 (up by 3) in overall performance ranking of districts based on PHCs/FHCs/UPHCs.
- Reception Module started in 36 of 37 PHC/FHC/UPHC institutions.
- District is at 8th position (up by 1) in Doctor Consultation with 76.31%



- District remains at:
  - - position 10 in Pharmacy Usage (39.2%).
  - position 6 in UHID Visits (34.9%).
- The district moved from position 10 to 13(down by 3) in online appointment booking.
- The district remains at position 9 in house survey completion (0.77%) and at position 7 in member survey completion (0.07%).
- The district remains at 5th position in reach rank which indicates UHID registration proportionate to the population.



## 3. eHealth - District Ranking Matrix Based on Performance of PHCs/FHCs/UPHCs

The ranking matrix showcase the district performance in providing eHealth services through PHCs/FHCs/UPHCs based on six different parameters. These parameters include whether the reception module is started or not, UHID Visits, Doctor Consultation, Pharmacy Usage, Lab Usage and number of Live Institutions. Based on the ranking, the districts are classified into three broad categories, the best performing districts, the average performing districts and the low performing districts.

The best performing districts should strive to continue to remain in the same position, whereas the average performing as well as the low performing districts should strive to reach to the 'top four' league.

The ranking matrix for the month of September '22 is given below:

District	Rank
IDUKKI	1
KOLLAM	1
WAYANAD	1
ALAPPUZHA	2
THIRUVANANTHAPURAM	2
PATHANAMTHITTA	3
THRISSUR	3
KOTTAYAM	4
PALAKKAD	5
KANNUR	6
KOZHIKODE	6
KASARAGOD	7
ERNAKULAM	8
MALAPPURAM	9

 Best performing  
 Average performing  
 Low performing

## 3. eHealth - Institution Level Ranking of PHCs/FHCs/UPHCs

Hospital	Rank
Family Health Centre Kavassery	1
Family Health Centre Ozhalapathy	1
Family Health Centre Kuthanur	2
Family Health Centre Kizhakkencherry	3
Family Health Centre Peruvemba	3
Family Health Centre Vaniyamkulam	3
Family Health Centre Vannamada	3
Family Health Centre Anakkatty	4
Family Health Centre Kalladikode	4
Family Health Centre Mankara	4
Family Health Centre Mathur	4
Family Health Centre Nellaya	5
Family Health Centre Vandazhi	5
Family Health Centre Pudur	6
Family Health Centre Sreekrishnapuram	6
Family Health Centre Adakkaputhur	7
Family Health Centre Keralassery	7
Family Health Centre Puthucode	7
Family Health Centre Mannur	8
Family Health Centre Pallipuram Palakkad	8
Family Health Centre Ayalur	9
Family Health Centre Pookottukavu	9
Urban Primary Health Centre Kolupully	9
Family Health Centre Kanhirapuzha	10
Family Health Centre Pattithara	10
Family Health Centre Peringottukurissi	10
Family Health Centre Kumbidi	11
Family Health Centre Parli	11
Family Health Centre Kumaranellur	12
Family Health Centre Kunissery	12
Family Health Centre Chalavara	13
Family Health Centre Elambulassery	13
Family Health Centre Kappoor	13
Family Health Centre Kollengode	13
Family Health Centre Nanniode	13
Family Health Centre Pallassana	13

## 3.1 eHealth Performance - Reception Module

Reception Module is considered to be functional in a PHC/FHC/UPHC only if the number of total visits for the month is of minimum 500.

Out of 37 PHCs/FHCs/UPHCs, Reception module started at 36 Institutions

District	PHC/FHC/UPHC Count	PHC/FHC/UPHC with Reception	% of PHC/FHC/UPHC with Reception
WAYANAD	15	15	100.00%
IDUKKI	16	16	100.00%
PATHANAMTHITTA	16	16	100.00%
ALAPPUZHA	17	17	100.00%
KASARAGOD	19	18	95.00%
KOLLAM	20	20	100.00%
KOTTAYAM	21	20	95.00%
KANNUR	27	26	96.00%
KOZHIKODE	27	24	89.00%
ERNAKULAM	31	26	84.00%
PALAKKAD	37	36	97.00%
MALAPPURAM	46	33	72.00%
THRISSUR	51	49	96.00%
THIRUVANANTHAPURAM	66	64	97.00%

Institutions where the reception module is either not started or not using

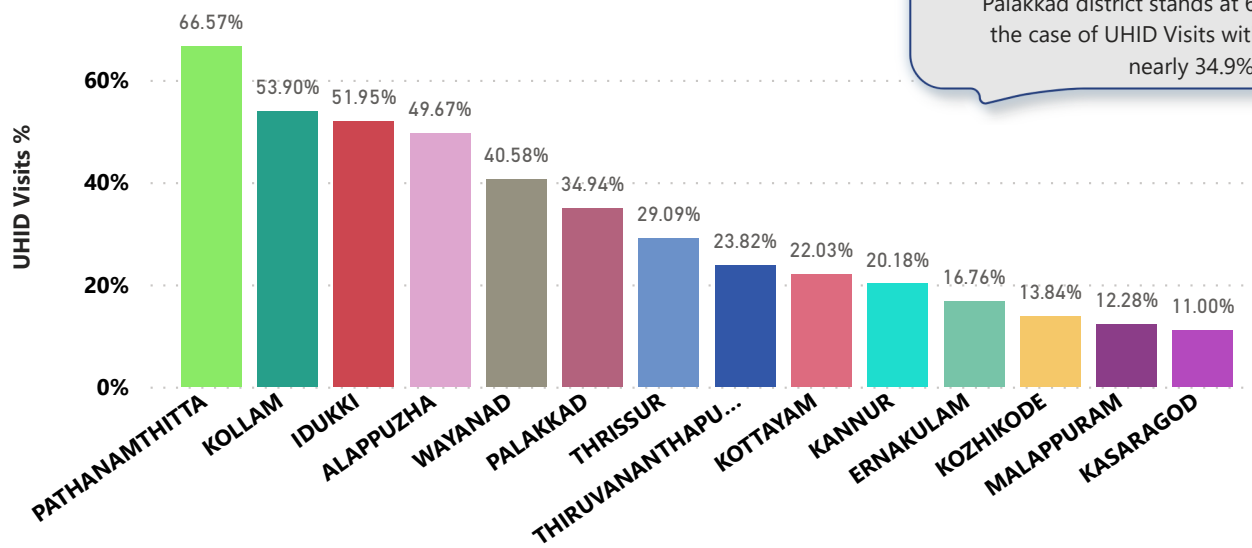
Hospital Name

Family Health Centre Vellinezhi



## 3.2 e-Health Performance - UHID Visits

UHID Visit % is calculated as (UHID Visits / Total Visit) \*100

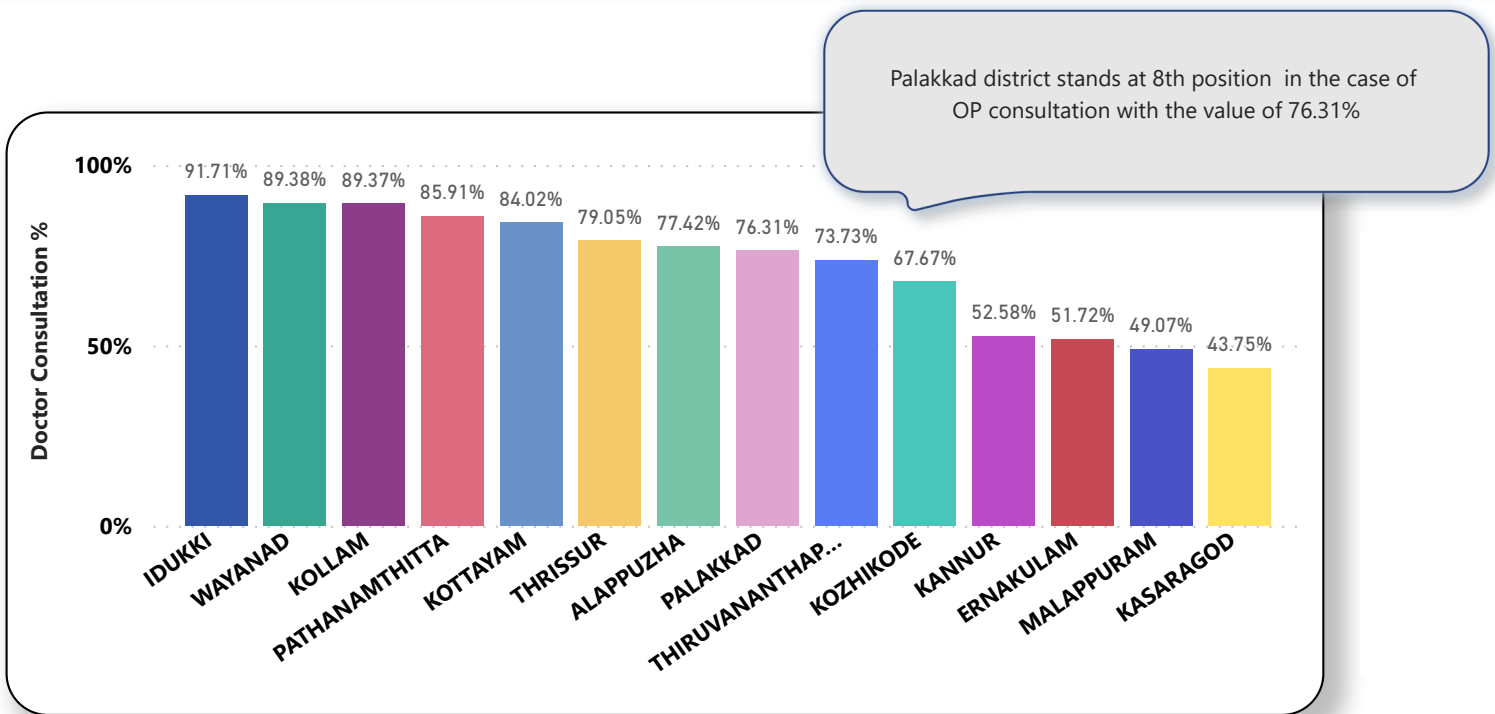


## PHCs/FHCs/UPHCs based on UHID Visits

Hospital	UHID Visit %
Family Health Centre Kavassery	83.00%
Family Health Centre Pallipuram Palakkad	78.00%
Family Health Centre Kizhakkencherry	72.00%
Family Health Centre Vaniyamkulam	71.00%
Family Health Centre Kuthanur	70.00%
Family Health Centre Keralassery	67.00%
Family Health Centre Ozhalapathy	63.00%
Family Health Centre Peruvemba	62.00%
Family Health Centre Mankara	57.00%
Family Health Centre Puthucode	55.00%
Family Health Centre Vandazhi	49.00%
Family Health Centre Vannamada	46.00%
Family Health Centre Peringottukurissi	45.00%
Family Health Centre Mannur	43.00%
Family Health Centre Nellore	39.00%
Family Health Centre Kumaranellur	38.00%

Hospital	UHID Visit %
Family Health Centre Kollengode	2.00%
Family Health Centre Chalavara	3.00%
Family Health Centre Pattithara	3.00%
Family Health Centre Kalladikode	5.00%
Family Health Centre Pudur	13.00%
Family Health Centre Pookottukavu	14.00%
Family Health Centre Nanniode	18.00%
Family Health Centre Adakkaputhur	22.00%
Family Health Centre Ayalur	22.00%
Family Health Centre Sreekrishnapuram	24.00%
Family Health Centre Parli	34.00%
Family Health Centre Kanhipapuzha	36.00%
Family Health Centre Kumbidi	36.00%
Family Health Centre Mathur	37.00%
Family Health Centre Kumaranellur	38.00%
Urban Primary Health Centre Kolupully	38.00%

## 3.3 e-Health Performance - Doctor Consultation



## Doctor Consultation Percentage in PHCs/FHCs/UPHCs

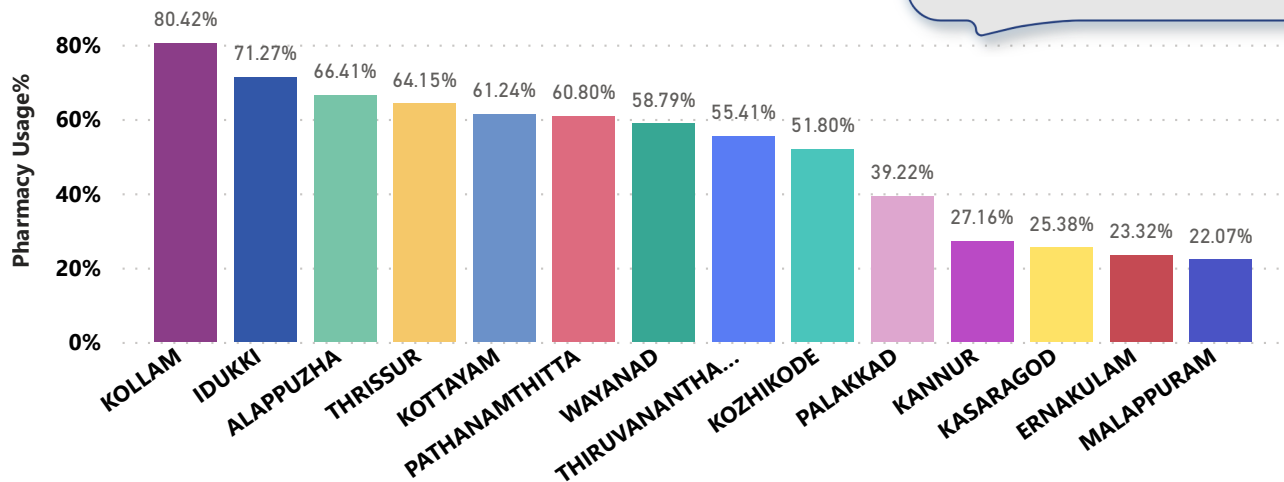
Hospital	Doctor Consultation %
Family Health Centre Vaniyamkulam	99.86%
Family Health Centre Mannur	99.63%
Family Health Centre Adakkaputhur	99.55%
Family Health Centre Pattithara	99.53%
Family Health Centre Sreekrishnapuram	99.49%
Family Health Centre Peruvemba	99.28%
Family Health Centre Pookottukavu	99.19%
Family Health Centre Mathur	99.17%
Family Health Centre Kavassery	98.96%
Family Health Centre Kerlassery	98.93%
Family Health Centre Ozhapathy	98.84%
Family Health Centre Kizhakkencherry	97.65%
Family Health Centre Nelloy	97.42%
Family Health Centre Kuthanur	96.66%
Family Health Centre Ayalur	96.57%
Family Health Centre Kalladikode	95.93%

Hospital	Doctor Consultation %
Family Health Centre Kollengode	23.96%
Family Health Centre Kumaranellur	26.05%
Family Health Centre Chalavara	28.51%
Family Health Centre Peringottukurissi	44.46%
Family Health Centre Nanniode	44.89%
Family Health Centre Kumbidi	56.34%
Family Health Centre Parli	65.71%
Family Health Centre Pallipuram Palakkad	78.36%
Family Health Centre Mankara	82.63%
Family Health Centre Kanhirapuzha	89.53%
Family Health Centre Puthucode	89.70%
Family Health Centre Vandazhi	91.78%
Urban Primary Health Centre Kolupully	92.29%
Family Health Centre Vannamada	92.47%
Family Health Centre Pudur	93.72%

## 3.4 e-Health Performance - Pharmacy Usage in PHCs/FHCs/UPHCs

Pharmacy usage is calculated as (Pharmacy Prescription Count / Total Visits ) \*100

The palakkad district stands at position 10 in Pharmacy Usage with 39.2%.



## Pharmacy Usage in PHCs/FHCs/UPHCs

Hospital	Pharmacy Usage %
Family Health Centre Vannamada	93.00%
Family Health Centre Kavassery	92.00%
Family Health Centre Vaniyamkulam	92.00%
Family Health Centre Kalladikode	91.00%
Family Health Centre Nellore	91.00%
Family Health Centre Mankara	90.00%
Family Health Centre Ozhapathy	90.00%
Family Health Centre Peruvemba	90.00%
Family Health Centre Sreekrishnapuram	90.00%
Family Health Centre Kuthanur	89.00%
Family Health Centre Mathur	88.00%
Family Health Centre Kizhakkencherry	86.00%
Family Health Centre Vandazhi	86.00%
Family Health Centre Pudur	85.00%
Family Health Centre Puthucode	79.00%

Hospital	Pharmacy Usage %
Family Health Centre Adakkaputhur	0.00%
Family Health Centre Ayalur	0.00%
Family Health Centre Chalavara	0.00%
Family Health Centre Kanhirapuzha	0.00%
Family Health Centre Keralassery	0.00%
Family Health Centre Kollengode	0.00%
Family Health Centre Kumaranellur	0.00%
Family Health Centre Kumbidi	0.00%
Family Health Centre Mannur	0.00%
Family Health Centre Nannode	0.00%
Family Health Centre Parli	0.00%
Family Health Centre Pattithara	0.00%
Family Health Centre Peringottukurissi	0.00%
Family Health Centre Pookottukavu	0.00%
Urban Primary Health Centre Kolupully	0.00%

## 4. Status of Modules started in Hospitals

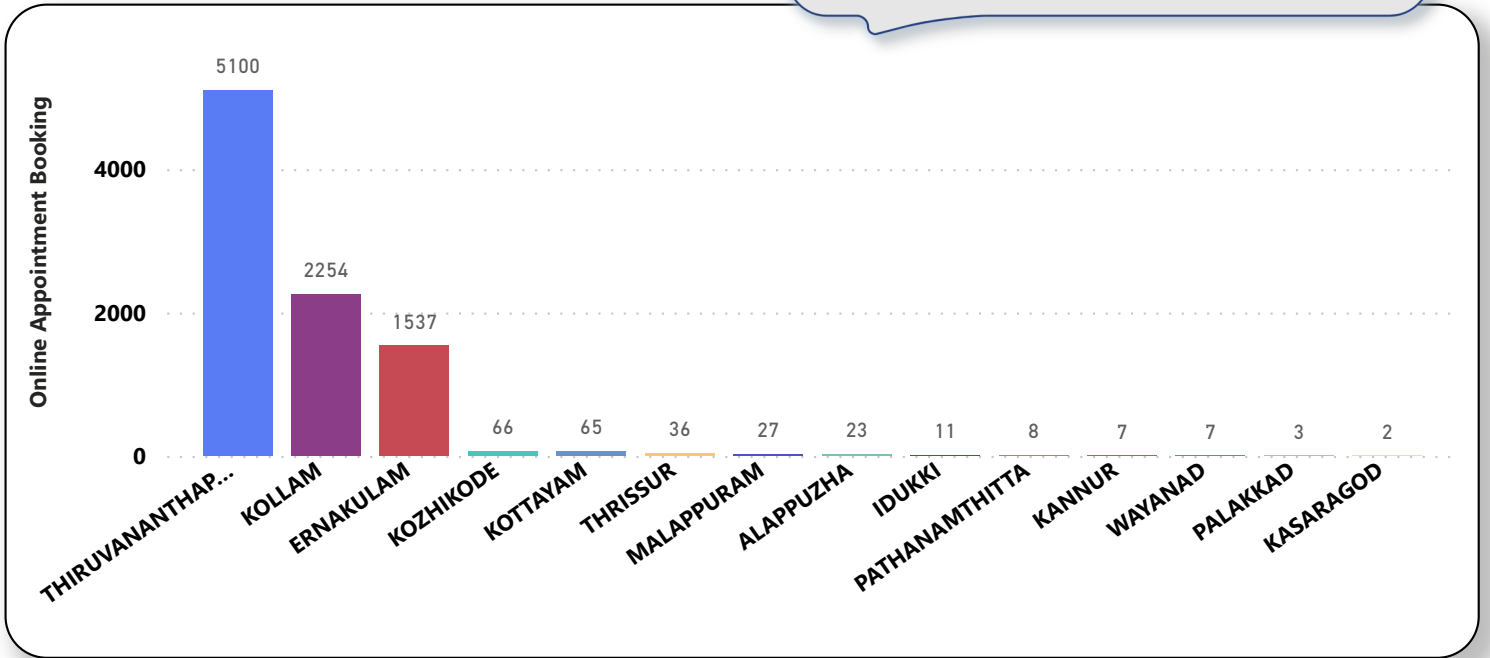
District wise status of live institutions and the count of various modules [Reception, OP Consultation, Lab, Pharmacy] started.

District Name	Live Institutions	Reception	Consultation	Lab	Pharmacy
THIRUVANANTHAPURAM	103	99 (96.1%)	90 (87.4%)	76 (73.8%)	80 (77.7%)
THRISSUR	53	51 (96.2%)	49 (92.5%)	38 (71.7%)	48 (90.6%)
MALAPPURAM	47	34 (72.3%)	23 (48.9%)	13 (27.7%)	12 (25.5%)
PALAKKAD	38	37 (97.4%)	36 (94.7%)	30 (78.9%)	17 (44.7%)
KOZHIKODE	36	30 (83.3%)	25 (69.4%)	19 (52.8%)	19 (52.8%)
ERNAKULAM	34	28 (82.4%)	23 (67.6%)	10 (29.4%)	14 (41.2%)
KANNUR	27	26 (96.3%)	24 (88.9%)	17 (63.%)	10 (37.%)
KOLLAM	22	22 (100.%)	22 (100.%)	22 (100.%)	22 (100.%)
KOTTAYAM	22	21 (95.5%)	21 (95.5%)	14 (63.6%)	19 (86.4%)
KASARAGOD	19	19 (100.%)	16 (84.2%)	12 (63.2%)	13 (68.4%)
ALAPPUZHA	18	18 (100.%)	17 (94.4%)	14 (77.8%)	16 (88.9%)
IDUKKI	17	16 (94.1%)	16 (94.1%)	11 (64.7%)	14 (82.4%)
PATHANAMTHITTA	17	17 (100.%)	15 (88.2%)	10 (58.8%)	10 (58.8%)
WAYANAD	15	15 (100.%)	14 (93.3%)	14 (93.3%)	11 (73.3%)
<b>Total</b>	<b>468</b>	<b>433 (92.5%)</b>	<b>391 (83.5%)</b>	<b>300 (64.1%)</b>	<b>305 (65.2%)</b>

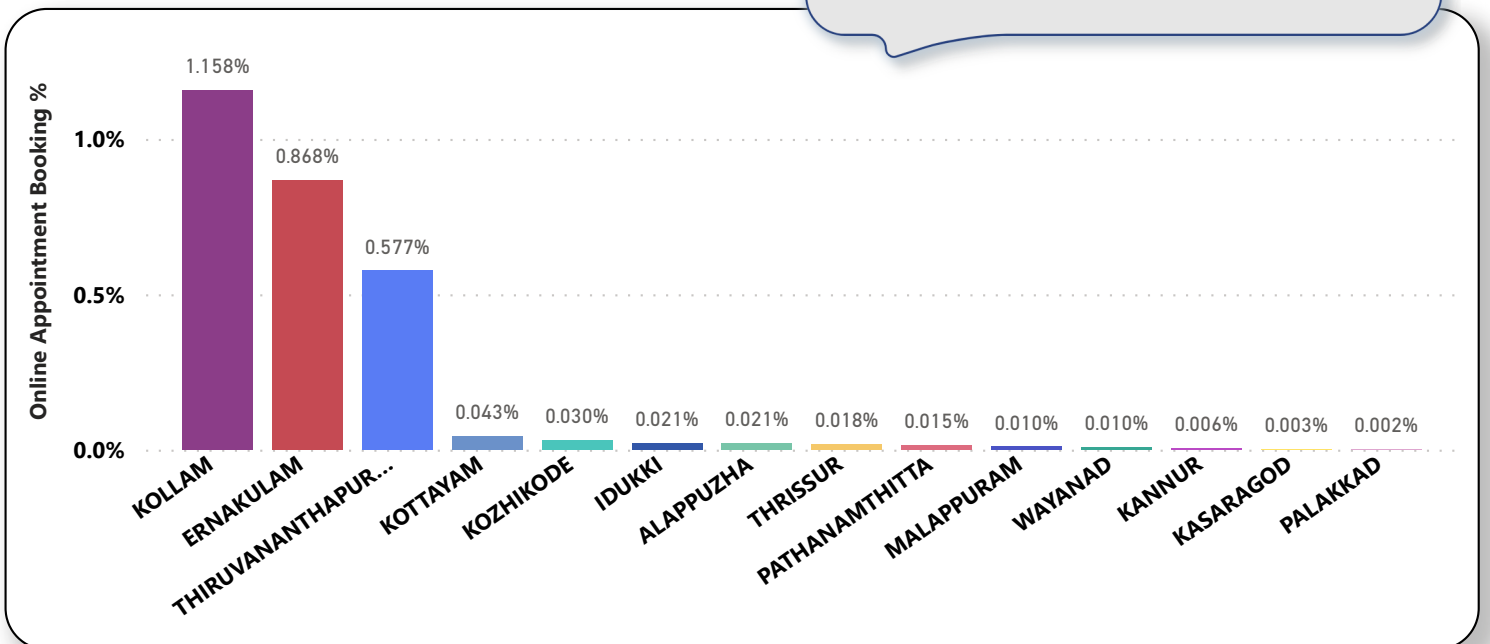


## 5. Percentage of Online Appointment Booking in Hospitals

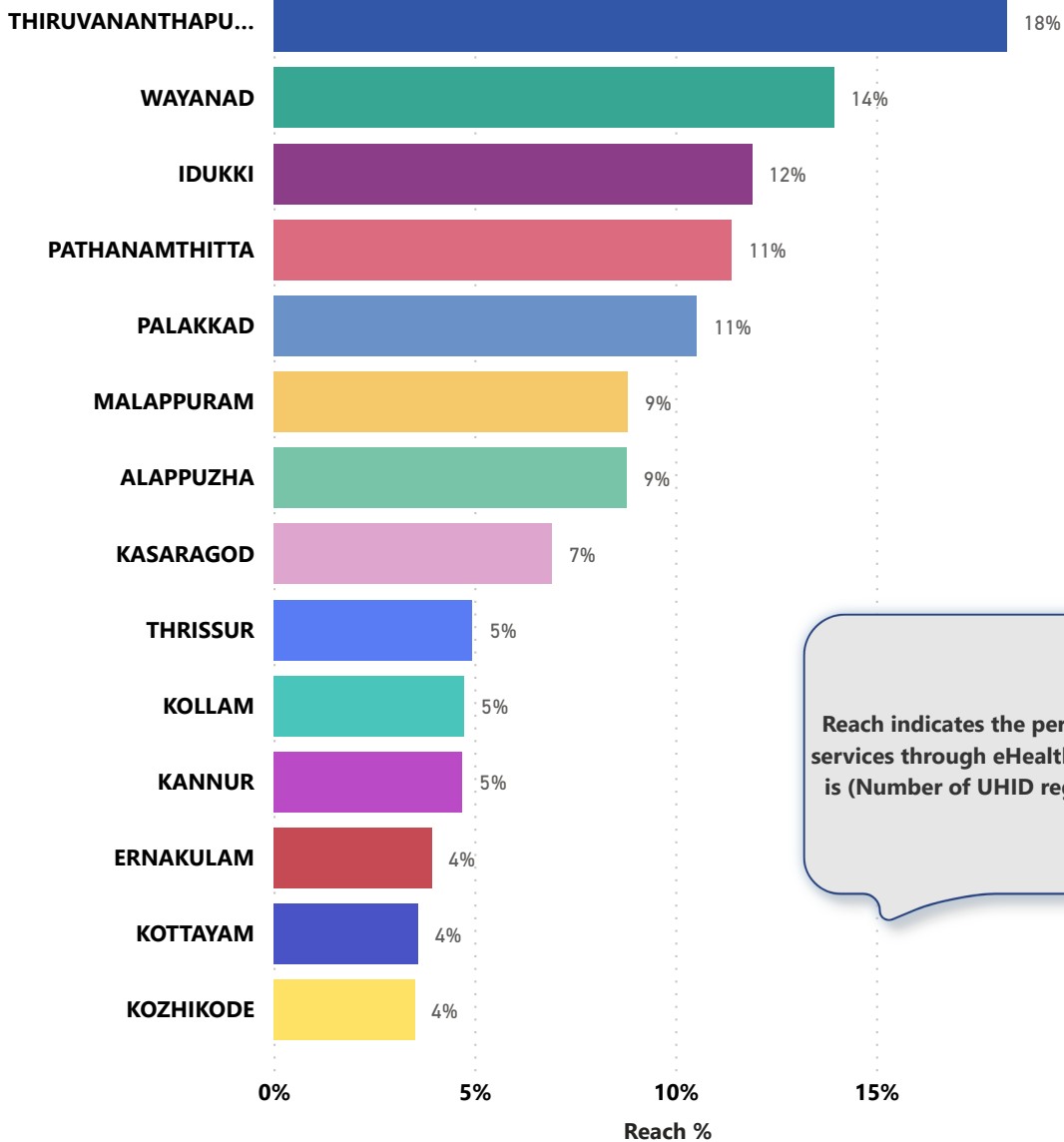
District-wise count of Online appointments taken during the month of September '22. Palakkad district stands at 13th position in the case of Online appointments.



District-wise percentage of online appointment booking up on OP visits for the month of September '22. Calculation is performed as  $(\text{Online Visits} / \text{OP Visits}) * 100 \%$ .



## 6. eHealth Performance - Reach



Reach indicates the percentage of population availing services through eHealth. The formula used to calculate is  $(\text{Number of UHID registered} / \text{Population}) * 100 \%$ .

## 7. Public Health Survey Status

