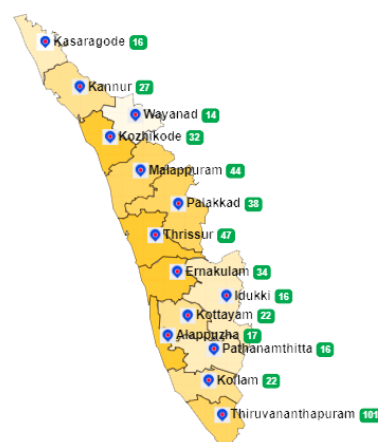


1. eHealth Kerala - Vital Statistics

Live Institutions	17
Medical College Hospitals	1
PHCs/FHCs	16
CHCs	0
DHs/GHs	0
PH Labs	0
Other(Inc UPHCs,Taluk Hospitals)	0



2. Highlights



- eHealth rolled out in 1 new institution during the month of September'22 in Pathanamthitta district.
- The district remains at position 3 in overall performance ranking of districts based on PHCs/FHCs/UPHCs.
- Reception module started in all PHCs/FHCs/ UPHCs of the Pathanamthitta district.
- The district is at position 10(up by 2) in the number of online appointment booking.
- District remains at position 1 in UHID Visits (67%, down by 4%).
- The district is at position 4 in reach rank which indicates UHID registration proportionate to the population.



- District is at :
- - position 4(down by 1) in Doctor Consultation (86%, down by 2%).
 - - position 6(down by 3) in Pharmacy Usage(61%, down by 6%).
- The district is at position 6 in house survey completion (3.36%) and at position 6 in member survey completion(0.1%).

3. eHealth - District Ranking Matrix Based on Performance of PHCs/FHCs/UPHCs

The ranking matrix showcase the district performance in providing eHealth services through PHCs/FHCs/UPHCs based on six different parameters. These parameters include whether the reception module is started or not, UHID Visits, Doctor Consultation, Pharmacy Usage, Lab Usage and number of Live Institutions. Based on the ranking, the districts are classified into three broad categories, the best performing districts, the average performing districts and the low performing districts.

The best performing districts should strive to continue to remain in the same position, whereas the average performing as well as the low performing districts should strive to reach to the 'top four' league.

The ranking matrix for the month of September '22 is given below:

District	Rank
IDUKKI	1
KOLLAM	1
WAYANAD	1
ALAPPUZHA	2
THIRUVANANTHAPURAM	2
PATHANAMTHITTA	3
THRISSUR	3
KOTTAYAM	4
PALAKKAD	5
KANNUR	6
KOZHIKODE	6
KASARAGOD	7
ERNAKULAM	8
MALAPPURAM	9

 Best performing
 Average performing
 Low performing

3. eHealth - Institution Level Ranking of PHCs/FHCs/UPHCs

Hospital	Rank
Family Health Centre Pallickal	1
Family Health Centre Chennerkara	2
Family Health Centre Koipuram	2
Family Health Centre Kizakke Othara	3
Family Health Centre Mezhuveli	3
Family Health Centre Thannithodu	3
Family Health Centre Vadasserikara	3
Family Health Centre Kottangal	4
Family Health Centre Naranammoozhy	4
Family Health Centre Pandalam	4
Family Health Centre Anicad	5
Family Health Centre Ezhamkulam	6
Family Health Centre Kadammanitta	6
Family Health Centre Chandanappally	7
Family Health Centre Chittar	7
Family Health Centre Niranam	8

3.1 eHealth Performance - Reception Module

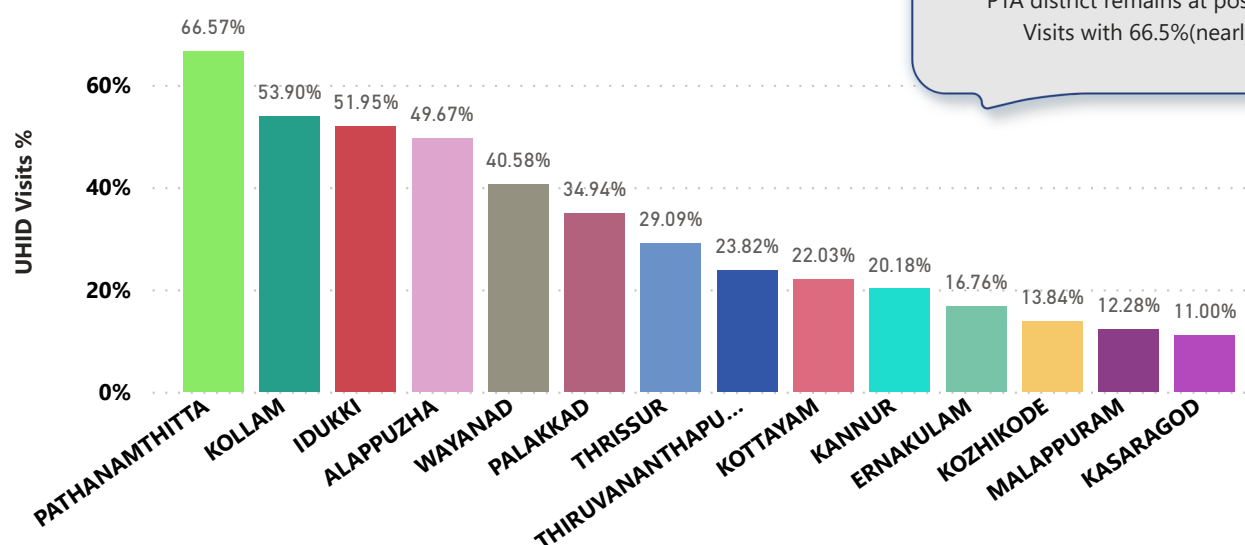
Reception Module is considered to be functional in a PHC/FHC/UPHC only if the number of total visits for the month is of minimum 500.

Reception module started in all PHCs/FHCs/UPHCs

District	PHC/FHC/UPHC Count	PHC/FHC/UPHC with Reception	% of PHC/FHC/UPHC with Reception
WAYANAD	15	15	100.00%
IDUKKI	16	16	100.00%
PATHANAMTHITTA	16	16	100.00%
ALAPPUZHA	17	17	100.00%
KASARAGOD	19	18	95.00%
KOLLAM	20	20	100.00%
KOTTAYAM	21	20	95.00%
KANNUR	27	26	96.00%
KOZHIKODE	27	24	89.00%
ERNAKULAM	31	26	84.00%
PALAKKAD	37	36	97.00%
MALAPPURAM	46	33	72.00%
THRISSUR	51	49	96.00%
THIRUVANANTHAPURAM	66	64	97.00%

3.2 e-Health Performance - UHID Visits

UHID Visit % is calculated as (UHID Visits / Total Visit) *100



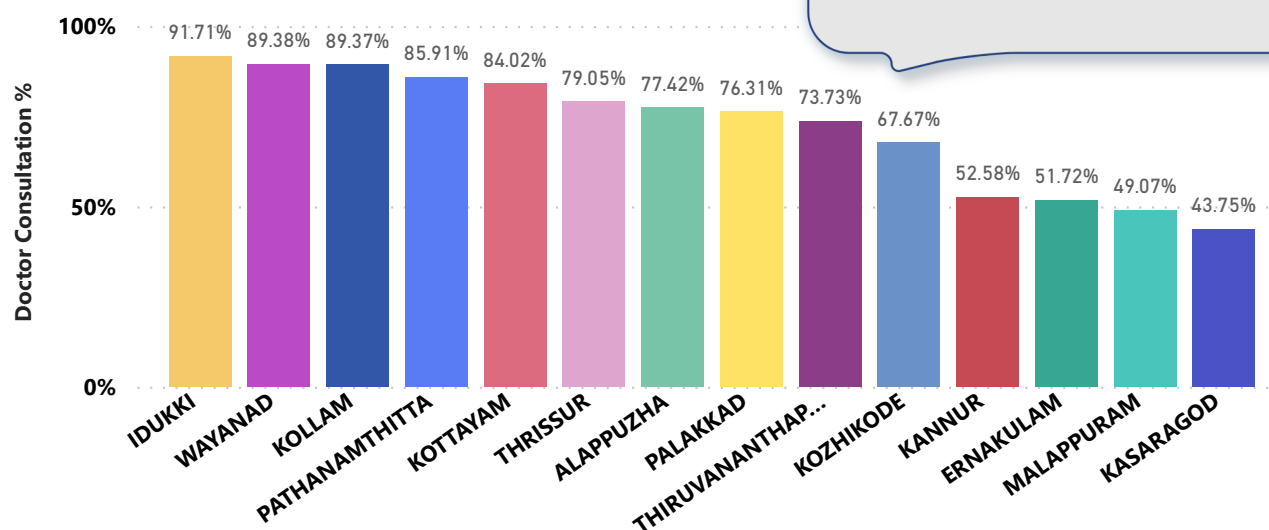
PTA district remains at position 1 in UHID Visits with 66.5%(nearly 4% down).

PHCs/FHCs/UPHCs based on UHID Visits

Institutions with atleast 100 UHID visits are listed here.

Hospital	UHID Visit %
Family Health Centre Pallickal	95.00%
Family Health Centre Naranammoozhy	90.00%
Family Health Centre Kottangal	85.00%
Family Health Centre Thannithodu	85.00%
Family Health Centre Vadasserikara	83.00%
Family Health Centre Anicad	81.00%
Family Health Centre Mezhuveli	76.00%
Family Health Centre Chittar	65.00%
Family Health Centre Chennerkara	64.00%
Family Health Centre Ezhamkulam	64.00%
Family Health Centre Koipuram	62.00%
Family Health Centre Kadammanitta	53.00%
Family Health Centre Kizakke Othara	53.00%
Family Health Centre Pandalam	53.00%
Family Health Centre Chandanappally	38.00%
Family Health Centre Niranam	36.00%

3.3 e-Health Performance - Doctor Consultation



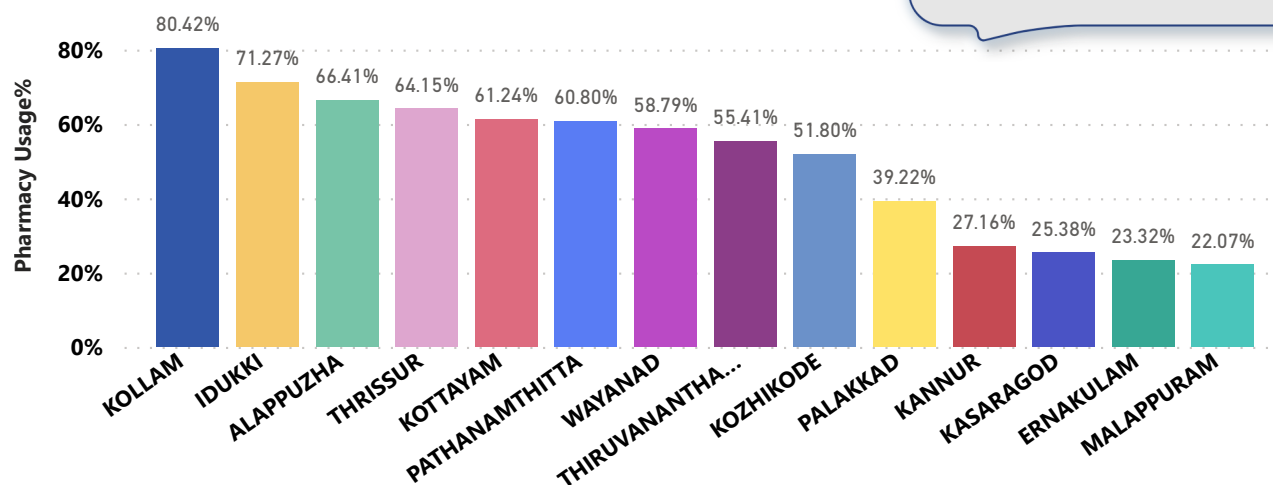
Doctor Consultation Percentage in PHCs/FHCs/UPHCs

Hospital	Doctor Consultation %
Family Health Centre Mezhuveli	99.85%
Family Health Centre Naranammoozhy	99.48%
Family Health Centre Vadasserikara	99.47%
Family Health Centre Pallickal	99.21%
Family Health Centre Koipuram	98.79%
Family Health Centre Pandalam	98.35%
Family Health Centre Kottangal	96.65%
Family Health Centre Kizakke Othara	96.57%
Family Health Centre Chennerkara	94.88%
Family Health Centre Thannithodu	94.66%
Family Health Centre Anicad	94.56%
Family Health Centre Chandanappally	89.41%
Family Health Centre Kadammanitta	83.58%
Family Health Centre Ezhamkulam	70.19%
Family Health Centre Niranam	54.26%
Family Health Centre Chittar	4.53%

3.4 e-Health Performance - Pharmacy Usage in PHCs/FHCs/UPHCs

Pharmacy usage is calculated as (Pharmacy Prescription Count / Total Visits) *100

The PTA district stands at position 6(down by 3) in Pharmacy Usage with 61%(down by 6%).



Pharmacy Usage in PHCs/FHCs/UPHCs

Hospital	Pharmacy Usage %
Family Health Centre Naranammoozhy	94.00%
Family Health Centre Mezhuveli	93.00%
Family Health Centre Vadasserikara	93.00%
Family Health Centre Thannithodu	92.00%
Family Health Centre Kottangal	91.00%
Family Health Centre Chennerkara	89.00%
Family Health Centre Koipuram	89.00%
Family Health Centre Pallickal	89.00%
Family Health Centre Pandalam	85.00%
Family Health Centre Kizakke Othara	82.00%
Family Health Centre Anicad	0.00%
Family Health Centre Chandanappally	0.00%
Family Health Centre Chittar	0.00%
Family Health Centre Ezhamkulam	0.00%
Family Health Centre Kadammanitta	0.00%
Family Health Centre Niranam	0.00%

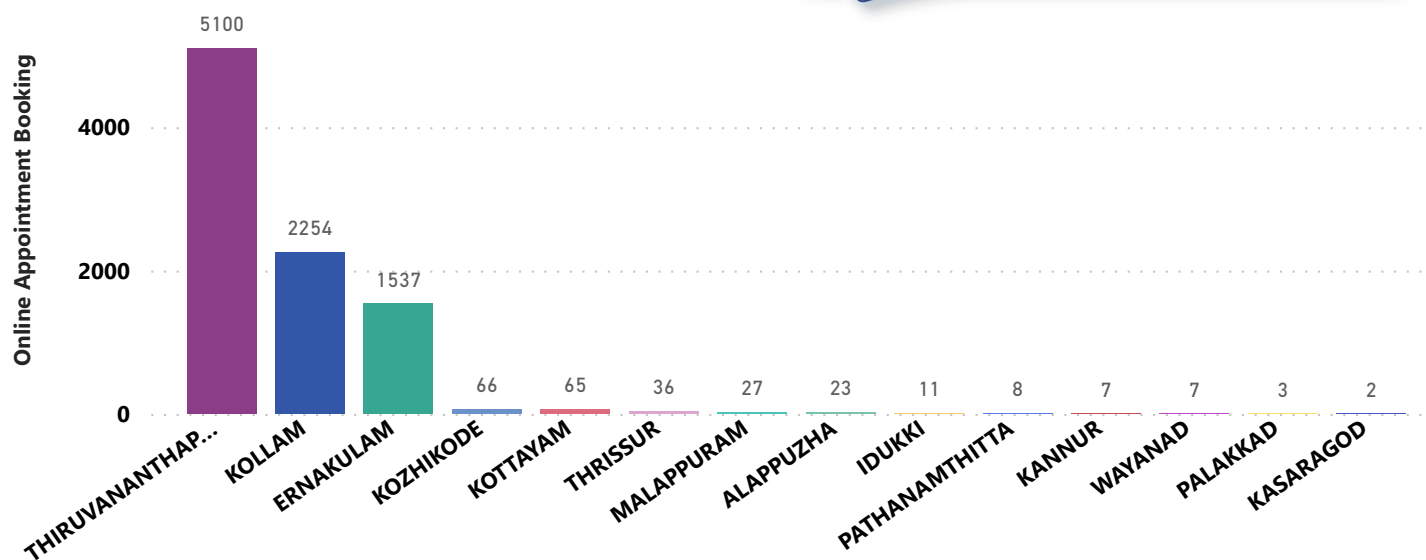
4. Status of Modules started in Hospitals

District wise status of live institutions and the count of various modules [Reception, OP Consultation, Lab, Pharmacy] started.

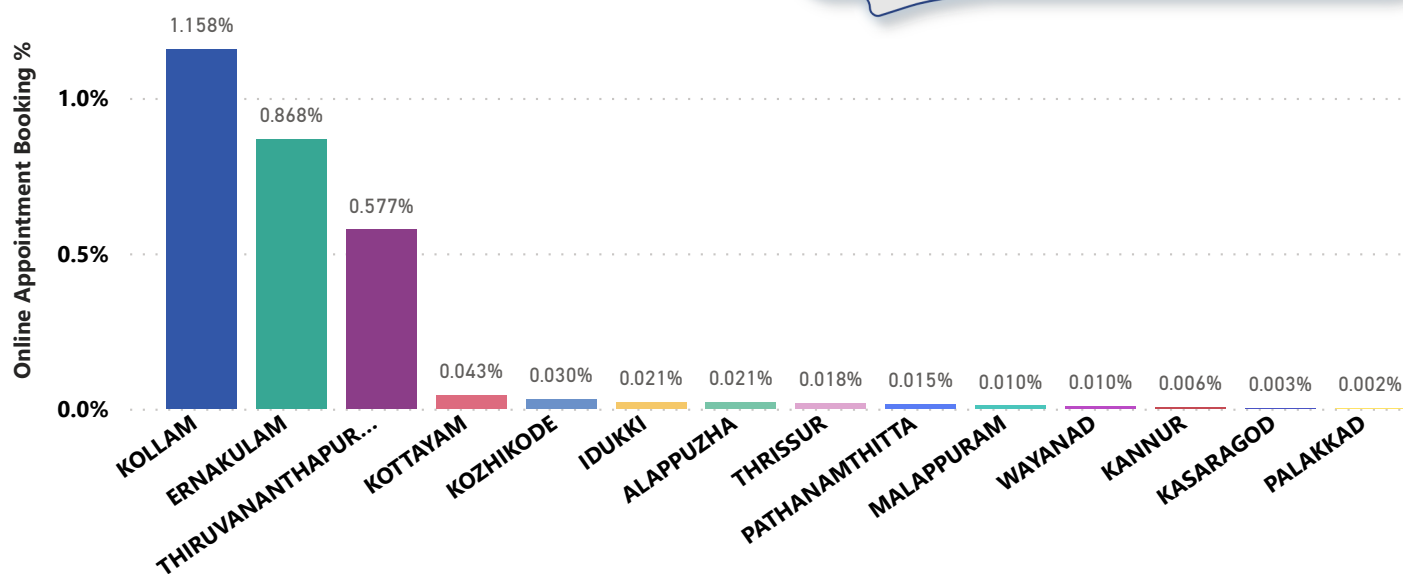
District Name	Live Institutions	Reception	Consultation	Lab	Pharmacy
THIRUVANANTHAPURAM	103	99 (96.1%)	90 (87.4%)	76 (73.8%)	80 (77.7%)
THRISSUR	53	51 (96.2%)	49 (92.5%)	38 (71.7%)	48 (90.6%)
MALAPPURAM	47	34 (72.3%)	23 (48.9%)	13 (27.7%)	12 (25.5%)
PALAKKAD	38	37 (97.4%)	36 (94.7%)	30 (78.9%)	17 (44.7%)
KOZHIKODE	36	30 (83.3%)	25 (69.4%)	19 (52.8%)	19 (52.8%)
ERNAKULAM	34	28 (82.4%)	23 (67.6%)	10 (29.4%)	14 (41.2%)
KANNUR	27	26 (96.3%)	24 (88.9%)	17 (63.%)	10 (37.%)
KOLLAM	22	22 (100.%)	22 (100.%)	22 (100.%)	22 (100.%)
KOTTAYAM	22	21 (95.5%)	21 (95.5%)	14 (63.6%)	19 (86.4%)
KASARAGOD	19	19 (100.%)	16 (84.2%)	12 (63.2%)	13 (68.4%)
ALAPPUZHA	18	18 (100.%)	17 (94.4%)	14 (77.8%)	16 (88.9%)
IDUKKI	17	16 (94.1%)	16 (94.1%)	11 (64.7%)	14 (82.4%)
PATHANAMTHITTA	17	17 (100.%)	15 (88.2%)	10 (58.8%)	10 (58.8%)
WAYANAD	15	15 (100.%)	14 (93.3%)	14 (93.3%)	11 (73.3%)
Total	468	433 (92.5%)	391 (83.5%)	300 (64.1%)	305 (65.2%)

5. Percentage of Online Appointment Booking in Hospitals

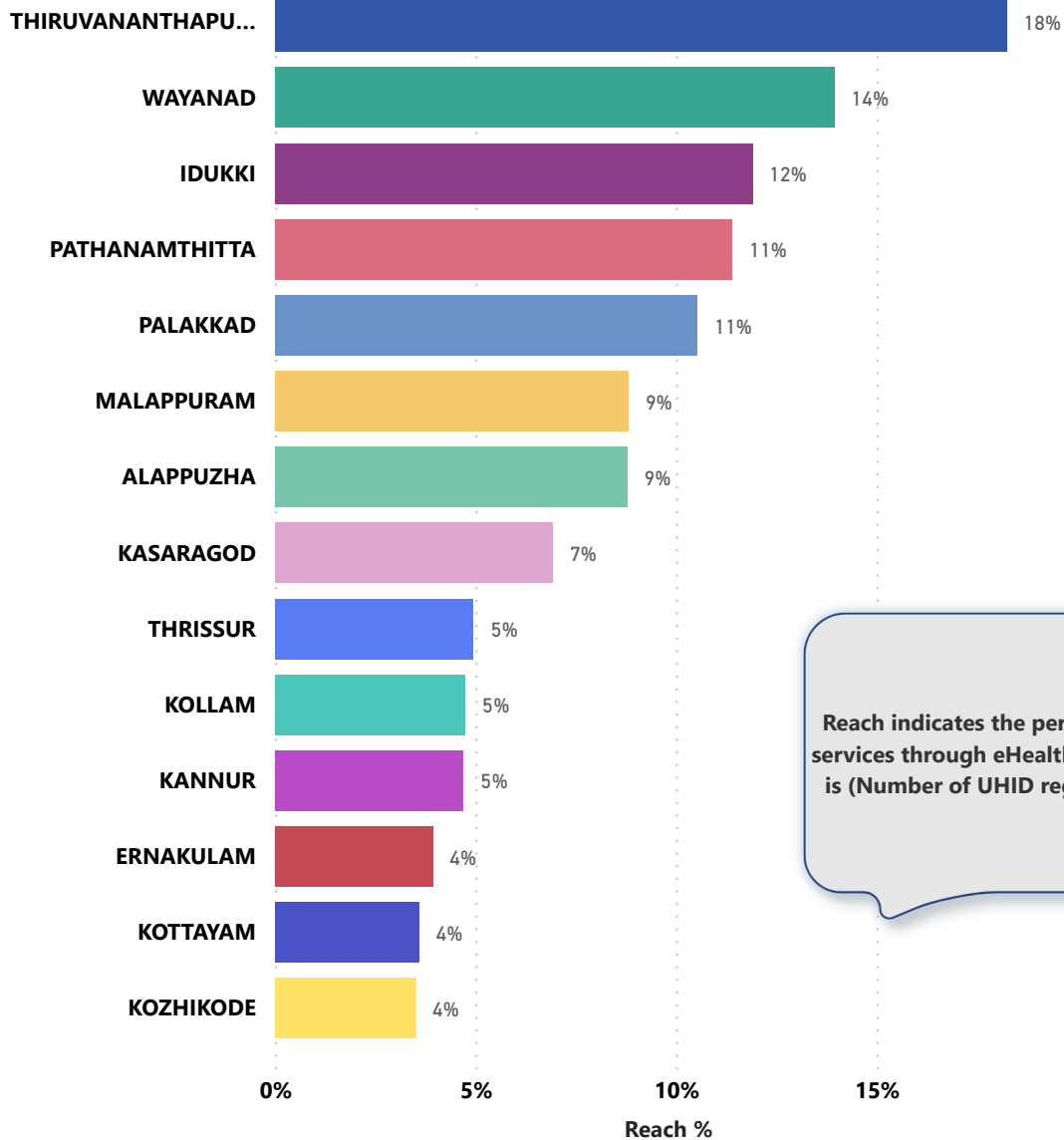
District-wise count of Online appointments taken during the month of September '22. PTA is at position 10 in online appointments.



District-wise percentage of online appointment booking up on OP visits for the month of September '22. Calculation is performed as $(\text{Online Visits} / \text{OP Visits}) * 100 \%$.



6. eHealth Performance - Reach



Reach indicates the percentage of population availing services through eHealth. The formula used to calculate is $(\text{Number of UHID registered} / \text{Population}) * 100 \%$.

7. Public Health Survey Status

