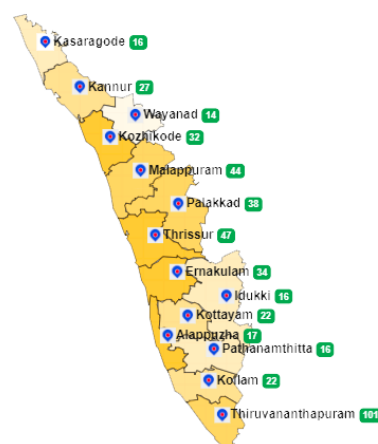


1. eHealth Kerala - Vital Statistics

Live Institutions	53
Medical College Hospitals	0
PHCs/FHCs	45
CHCs	1
DHs/GHs	0
PH Labs	0
Other(Inc UPHCs,Taluk Hospitals)	7



2. Highlights



- The Thrissur district holds 3rd(up by 4) rank in overall performance ranking of districts based on PHCs/FHCs/UPHCs.
- Reception module started in 49 of 51 PHCs/FHCs/UPHCs.
- The district is at 9th position in reach rank which indicates UHID registration proportionate to the population.
- District is at position 3 in house survey completion (41.74%) and at position 2 in member survey completion (0.88%).



- The district remains at:
-position 7 in UHID visits.
-position 4 in Pharmacy Usage.
- The district moved from position 8 to position 6(up by 2) in online appointment booking.
-




3. eHealth - District Ranking Matrix Based on Performance of PHCs/FHCs/UPHCs

The ranking matrix showcase the district performance in providing eHealth services through PHCs/FHCs/UPHCs based on six different parameters. These parameters include whether the reception module is started or not, UHID Visits, Doctor Consultation, Pharmacy Usage, Lab Usage and number of Live Institutions. Based on the ranking, the districts are classified into three broad categories, the best performing districts, the average performing districts and the low performing districts.

The best performing districts should strive to continue to remain in the same position, whereas the average performing as well as the low performing districts should strive to reach to the 'top four' league.

The ranking matrix for the month of September '22 is given below:

District	Rank
IDUKKI	1
KOLLAM	1
WAYANAD	1
ALAPPUZHA	2
THIRUVANANTHAPURAM	2
PATHANAMTHITTA	3
THRISSUR	3
KOTTAYAM	4
PALAKKAD	5
KANNUR	6
KOZHIKODE	6
KASARAGOD	7
ERNAKULAM	8
MALAPPURAM	9

 Best performing
 Average performing
 Low performing

3. eHealth - Institution Level Ranking of PHCs/FHCs/UPHCs

Hospital	Rank
Family Health Centre Koolimuttom	1
Family Health Centre Pookode	1
Family Health Centre Anapuzha	2
Family Health Centre Nattika	2
Family Health Centre Nenmanikkara	2
Family Health Centre Thalikulam	2
Family Health Centre Velookkara	2
Family Health Centre Vilvattom	2
Family Health Centre Karalam	3
Family Health Centre Meloor	3
Family Health Centre Poomangalam	3
Family Health Centre Thrikkur	3
Urban Primary Health Centre Gosayikunnu	3
Urban Primary Health Centre Kachery	3
Family Health Centre Arthat	4
Family Health Centre Chamakkala	4
Family Health Centre Desamangalam	4
Family Health Centre Elanad	4
Family Health Centre Kaipamangalam	4
Family Health Centre Poomala	4
Family Health Centre Velur	4
Family Health Centre Venkitangu	4
Urban Primary Health Centre Porkalanged	4
Family Health Centre Ayyanthole	5
Family Health Centre Edavilangu	5
Family Health Centre Manaloor	5
Family Health Centre Punneyur	5
Urban Primary Health Centre Guruvayoor	5
Family Health Centre Mambra	6
Family Health Centre Nadathara	6
Family Health Centre Pariyaram Thrissur	6
Family Health Centre Pattikkad	6
Family Health Centre Porkulam	6

Hospital	Rank
Family Health Centre Kuzhoor	12
Family Health Centre Methala	12
Family Health Centre Paralam	12
Family Health Centre Vallathol Nagar	12
Family Health Centre Vaniyampara	12
Urban Primary Health Centre Paravattani	12
Family Health Centre Mundur Tholur	11
Family Health Centre Vembellur	11
Family Health Centre Kadangode	10
Family Health Centre Madavana	9
Family Health Centre Pamboor	9
Family Health Centre Aloor	8
Family Health Centre Panjal	8
Family Health Centre Kodakara	7
Family Health Centre Thekkumkara	7
Family Health Centre Mambra	6
Family Health Centre Nadathara	6
Family Health Centre Pariyaram Thrissur	6
Family Health Centre Pattikkad	6
Family Health Centre Porkulam	6
Family Health Centre Poyya	6
Family Health Centre Ayyanthole	5
Family Health Centre Edavilangu	5
Family Health Centre Manaloor	5
Family Health Centre Punneyur	5
Urban Primary Health Centre Guruvayoor	5
Family Health Centre Arthat	4
Family Health Centre Chamakkala	4
Family Health Centre Desamangalam	4
Family Health Centre Elanad	4
Family Health Centre Kaipamangalam	4
Family Health Centre Poomala	4
Family Health Centre Velur	4

3.1 eHealth Performance - Reception Module

Reception Module is considered to be functional in a PHC/FHC/UPHC only if the number of total visits for the month is of minimum 500.

Out of 51 PHCs/FHCs/UPHCs, Reception module started at 49 Institutions

District	PHC/FHC/UPHC Count	PHC/FHC/UPHC with Reception	% of PHC/FHC/UPHC with Reception
WAYANAD	15	15	100.00%
IDUKKI	16	16	100.00%
PATHANAMTHITTA	16	16	100.00%
ALAPPUZHA	17	17	100.00%
KASARAGOD	19	18	95.00%
KOLLAM	20	20	100.00%
KOTTAYAM	21	20	95.00%
KANNUR	27	26	96.00%
KOZHIKODE	27	24	89.00%
ERNAKULAM	31	26	84.00%
PALAKKAD	37	36	97.00%
MALAPPURAM	46	33	72.00%
THRISSUR	51	49	96.00%
THIRUVANANTHAPURAM	66	64	97.00%

Institutions where the reception module is either not started or not using

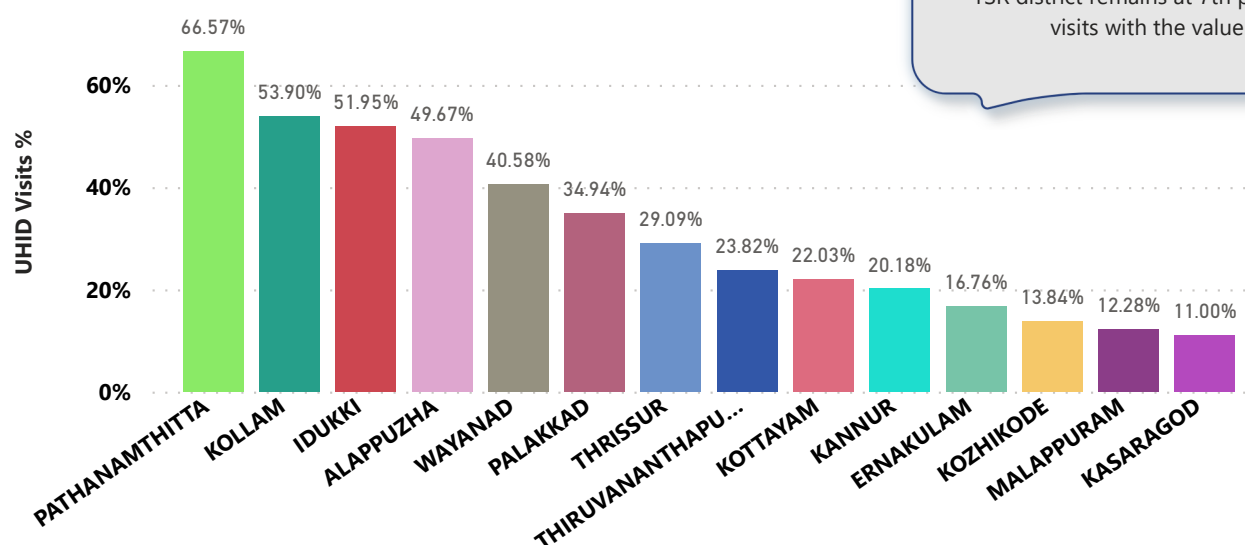
Hospital Name

Urban Primary Health Centre V R Puram

Family Health Centre Adat

3.2 e-Health Performance - UHID Visits

UHID Visit % is calculated as (UHID Visits / Total Visit) *100



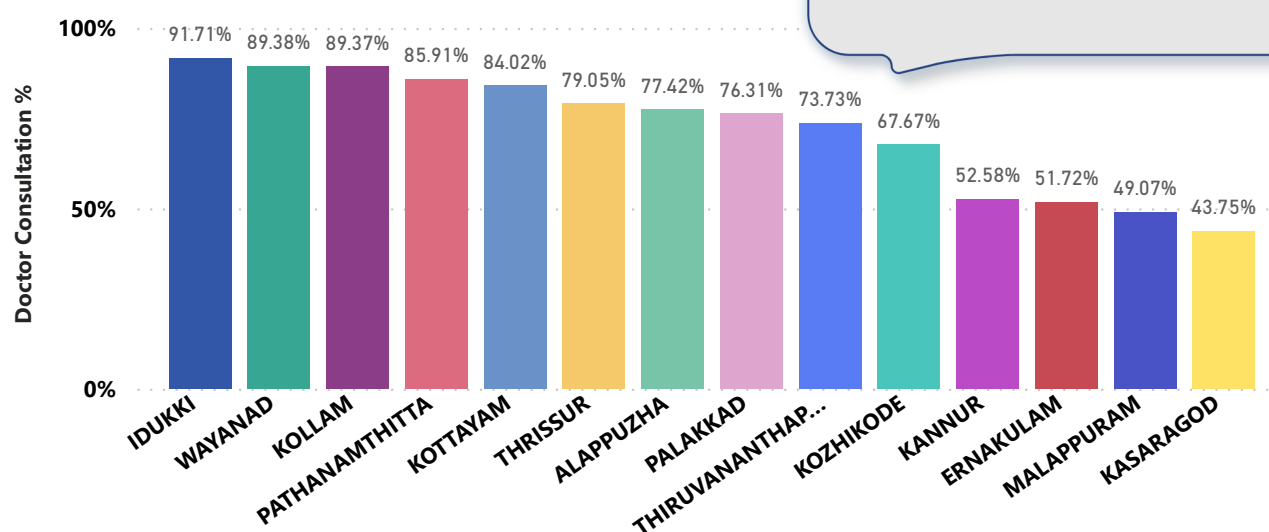
TSR district remains at 7th position in UHID visits with the value of 29% .

PHCs/FHCs/UPHCs based on UHID Visits

Hospital	UHID Visit %
Family Health Centre Porkulam	70.00%
Urban Primary Health Centre Kachery	69.00%
Family Health Centre Velookkara	65.00%
Family Health Centre Poomala	64.00%
Family Health Centre Meloor	61.00%
Urban Primary Health Centre Porkalanged	57.00%
Family Health Centre Karalam	56.00%
Family Health Centre Arthat	55.00%
Family Health Centre Kaipamangalam	52.00%
Family Health Centre Pookode	50.00%
Family Health Centre Nattika	49.00%
Family Health Centre Nenmanikkara	48.00%
Family Health Centre Chamakkala	47.00%
Family Health Centre Elanad	45.00%
Urban Primary Health Centre Guruvayoor	45.00%
Family Health Centre Panjal	44.00%
Family Health Centre Thalikulam	42.00%
Family Health Centre Koolimuttom	40.00%

Hospital	UHID Visit %
Family Health Centre Poyya	3.00%
Family Health Centre Velur	5.00%
Urban Primary Health Centre Paravattani	5.00%
Family Health Centre Vallathol Nagar	6.00%
Family Health Centre Poomangalam	8.00%
Family Health Centre Nadathara	9.00%
Family Health Centre Thekkumkara	11.00%
Family Health Centre Pariyaram Thrissur	13.00%
Family Health Centre Thrikkur	15.00%
Family Health Centre Paralam	18.00%
Family Health Centre Vembellur	21.00%
Family Health Centre Edavilangu	23.00%
Family Health Centre Kodakara	23.00%
Family Health Centre Ayyanthole	25.00%
Family Health Centre Madavana	25.00%
Family Health Centre Mundur Tholur	26.00%
Family Health Centre Punnayur	26.00%
Family Health Centre Vilvattom	27.00%

3.3 e-Health Performance - Doctor Consultation



Doctor Consultation Percentage in PHCs/FHCs/UPHCs

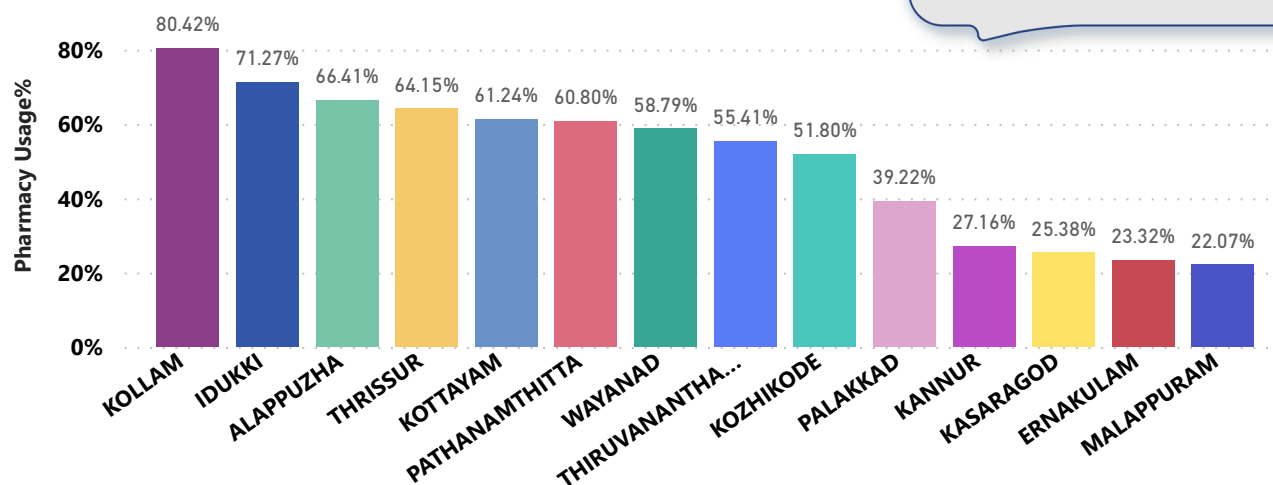
Hospital	Doctor Consultation %
Family Health Centre Poyya	99.93%
Family Health Centre Vilvattom	99.91%
Family Health Centre Venkitangu	99.74%
Family Health Centre Anapuzha	99.61%
Family Health Centre Velur	99.61%
Family Health Centre Desamangalam	99.58%
Family Health Centre Thalikulam	99.24%
Family Health Centre Chamakkala	98.87%
Family Health Centre Pookode	98.79%
Family Health Centre Thrikkur	98.65%
Family Health Centre Karalam	98.63%
Family Health Centre Porkulam	97.55%
Family Health Centre Manaloor	97.39%
Urban Primary Health Centre Kachery	95.42%
Family Health Centre Nadathara	95.42%
Urban Primary Health Centre Gosayikunnu	95.28%
Family Health Centre Thekkumkara	94.57%
Family Health Centre Poomangalam	94.54%

Hospital	Doctor Consultation %
Urban Primary Health Centre Paravattani	0.00%
Family Health Centre Vallathol Nagar	4.37%
Family Health Centre Vembellur	19.72%
Family Health Centre Paralam	25.10%
Family Health Centre Mundur Tholur	35.14%
Family Health Centre Aloor	62.98%
Family Health Centre Madavana	63.59%
Urban Primary Health Centre Guruvayoor	68.83%
Family Health Centre Kadangode	70.61%
Family Health Centre Ayyanthole	81.05%
Urban Primary Health Centre Porkalanged	82.14%
Family Health Centre Kodakara	86.22%
Family Health Centre Punneyur	86.29%
Family Health Centre Meloor	86.52%
Family Health Centre Edavilangu	87.56%
Family Health Centre Panjal	88.48%
Family Health Centre Arthat	90.83%
Family Health Centre Nenmanikkara	91.04%

3.4 e-Health Performance - Pharmacy Usage in PHCs/FHCs/UPHCs

Pharmacy usage is calculated as (Pharmacy Prescription Count / Total Visits) *100

The Thrissur district remains at 4th position in Pharmacy Usage with 64.15%.



Pharmacy Usage in PHCs/FHCs/UPHCs

Hospital	Pharmacy Usage %
Family Health Centre Poyya	100.00%
Family Health Centre Elanad	94.00%
Family Health Centre Desamangalam	90.00%
Family Health Centre Manaloor	89.00%
Family Health Centre Thrikkur	89.00%
Family Health Centre Venkitangu	89.00%
Family Health Centre Koolimuttom	88.00%
Family Health Centre Vilvattom	88.00%
Family Health Centre Karalam	87.00%
Family Health Centre Poomangalam	87.00%
Family Health Centre Velur	87.00%
Family Health Centre Velookkara	86.00%
Urban Primary Health Centre Kachery	86.00%
Family Health Centre Meloor	85.00%
Family Health Centre Nenmanikkara	85.00%
Family Health Centre Chamakkala	84.00%
Family Health Centre Nattika	84.00%

Hospital	Pharmacy Usage %
Family Health Centre Vallathol Nagar	0.00%
Urban Primary Health Centre Paravattani	0.00%
Family Health Centre Kadangode	1.00%
Family Health Centre Vembellur	4.00%
Family Health Centre Paralam	10.00%
Family Health Centre Panjal	16.00%
Family Health Centre Mundur Tholur	33.00%
Family Health Centre Porkulam	33.00%
Urban Primary Health Centre Porkalangad	49.00%
Family Health Centre Madavana	52.00%
Family Health Centre Aloor	54.00%
Family Health Centre Edavilangu	56.00%
Urban Primary Health Centre Guruvayoor	57.00%
Family Health Centre Poomala	60.00%
Family Health Centre Nadathara	62.00%
Family Health Centre Pariyaram Thrissur	67.00%
Family Health Centre Kodakara	71.00%

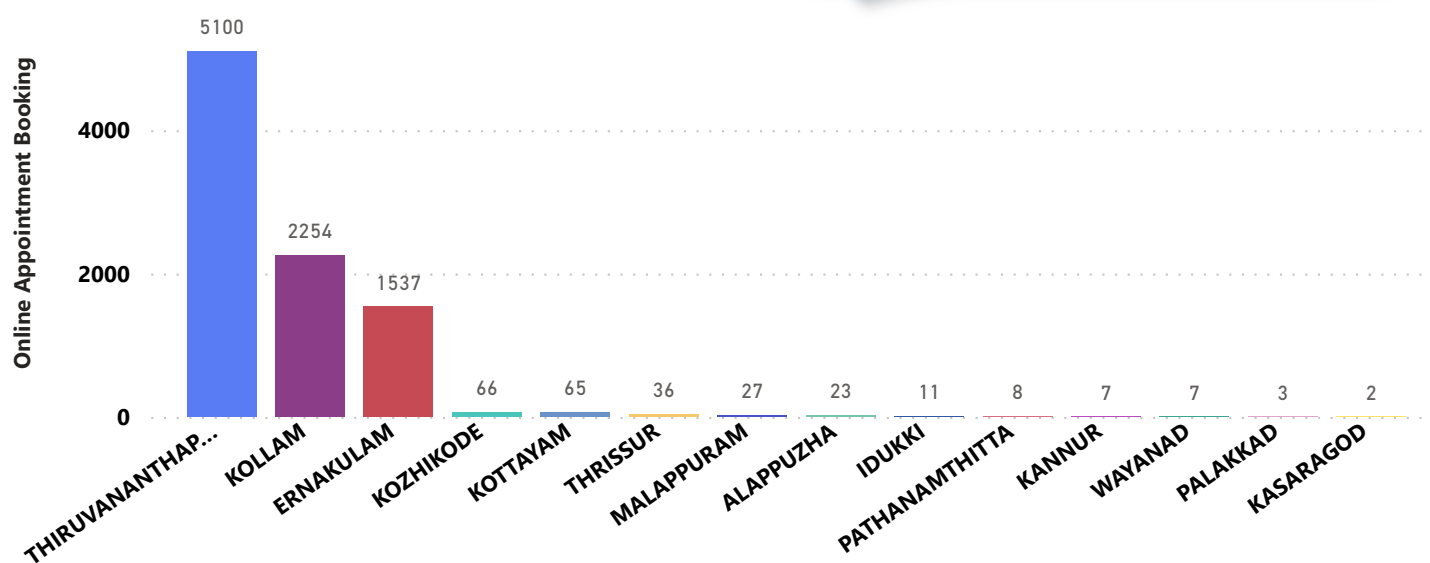
4. Status of Modules started in Hospitals

District wise status of live institutions and the count of various modules [Reception, OP Consultation, Lab, Pharmacy] started.

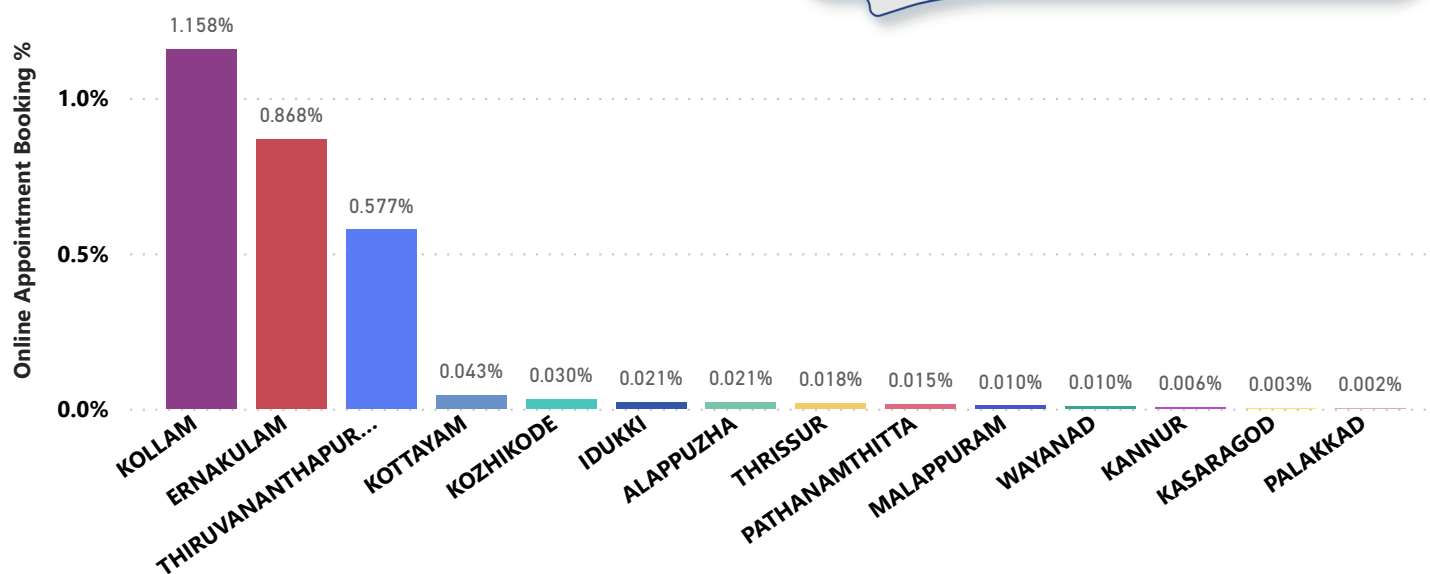
District Name	Live Institutions	Reception	Consultation	Lab	Pharmacy
THIRUVANANTHAPURAM	103	99 (96.1%)	90 (87.4%)	76 (73.8%)	80 (77.7%)
THRISSUR	53	51 (96.2%)	49 (92.5%)	38 (71.7%)	48 (90.6%)
MALAPPURAM	47	34 (72.3%)	23 (48.9%)	13 (27.7%)	12 (25.5%)
PALAKKAD	38	37 (97.4%)	36 (94.7%)	30 (78.9%)	17 (44.7%)
KOZHIKODE	36	30 (83.3%)	25 (69.4%)	19 (52.8%)	19 (52.8%)
ERNAKULAM	34	28 (82.4%)	23 (67.6%)	10 (29.4%)	14 (41.2%)
KANNUR	27	26 (96.3%)	24 (88.9%)	17 (63.%)	10 (37.%)
KOLLAM	22	22 (100.%)	22 (100.%)	22 (100.%)	22 (100.%)
KOTTAYAM	22	21 (95.5%)	21 (95.5%)	14 (63.6%)	19 (86.4%)
KASARAGOD	19	19 (100.%)	16 (84.2%)	12 (63.2%)	13 (68.4%)
ALAPPUZHA	18	18 (100.%)	17 (94.4%)	14 (77.8%)	16 (88.9%)
IDUKKI	17	16 (94.1%)	16 (94.1%)	11 (64.7%)	14 (82.4%)
PATHANAMTHITTA	17	17 (100.%)	15 (88.2%)	10 (58.8%)	10 (58.8%)
WAYANAD	15	15 (100.%)	14 (93.3%)	14 (93.3%)	11 (73.3%)
Total	468	433 (92.5%)	391 (83.5%)	300 (64.1%)	305 (65.2%)

5. Percentage of Online Appointment Booking in Hospitals

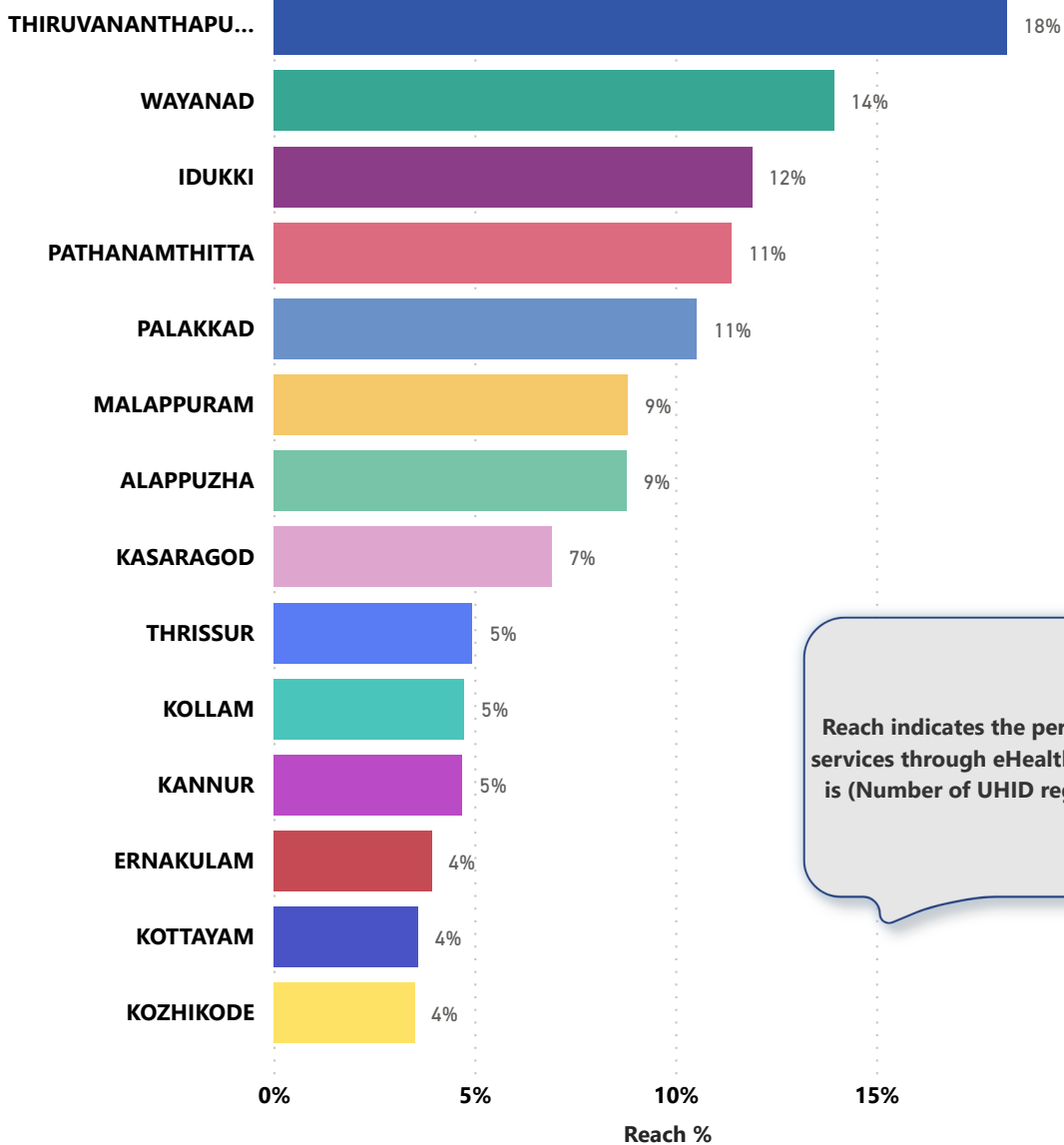
District-wise count of online appointments taken during the month of September '22. TSR district has moved to position 6 from 8 in online appointment booking.



District-wise percentage of online appointment booking up on OP visits for the month of September'22. Calculation is performed as (Online Visits / OP Visits) * 100 %.



6. eHealth Performance - Reach



Reach indicates the percentage of population availing services through eHealth. The formula used to calculate is $(\text{Number of UHID registered} / \text{Population}) * 100 \%$.

7. Public Health Survey Status

