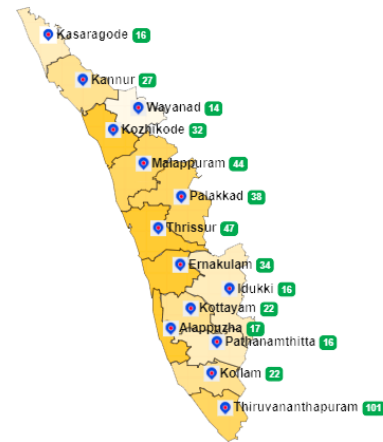


1. eHealth Kerala - Vital Statistics

Live Institutions	103
Medical College Hospitals	4
PHCs/FHCs	61
CHCs	18
DHs/GHs	4
PH Labs	1
Other(Inc UPHCs,Taluk Hospitals)	15



2. Highlights



- The Thiruvananthapuram district stands at position 2(up by 3) in overall performance ranking of the districts based on PHCs/FHCs/UPHCs.
- Reception module is functional in 64 out of the 66 PHCs/FHCs/UPHCs in the district.
- The district is at top position in the number of online appointment booking.
- The district remains at top position in reach rank which indicates UHID registration proportionate to the population.
- The district is at top position in house survey completion(57%) and member survey completion(3%).



- District is at :
- - remains at position 8 in UHID Visits (24%).
 - - position 9(down by 1) in Doctor Consultation(74%, 2% down).
 - - position 8(down by 1) in Pharmacy Usage(55%, 2% down).
 - Member survey completion percentage in the district is only 3%.



3. eHealth - District Ranking Matrix Based on Performance of PHCs/FHCs/UPHCs

The ranking matrix showcase the district performance in providing eHealth services through PHCs/FHCs/UPHCs based on six different parameters. These parameters include whether the reception module is started or not, UHID Visits, Doctor Consultation, Pharmacy Usage, Lab Usage and number of Live Institutions. Based on the ranking, the districts are classified into three broad categories, the best performing districts, the average performing districts and the low performing districts.

The best performing districts should strive to continue to remain in the same position, whereas the average performing as well as the low performing districts should strive to reach to the 'top four' league.

The ranking matrix for the month of September '22 is given below:

District	Rank
IDUKKI	1
KOLLAM	1
WAYANAD	1
ALAPPUZHA	2
THIRUVANANTHAPURAM	2
PATHANAMTHITTA	3
THRISSUR	3
KOTTAYAM	4
PALAKKAD	5
KANNUR	6
KOZHIKODE	6
KASARAGOD	7
ERNAKULAM	8
MALAPPURAM	9

	Best performing
	Average performing
	Low performing

3. eHealth - Institution Level Ranking of PHCs/FHCs/UPHCs

Hospital	Rank
Family Health Centre Anakudy	1
Family Health Centre Kallikkad New	2
Family Health Centre Kottukal	2
Family Health Centre Paraniyam	2
Family Health Centre Poozhanad	2
Family Health Centre Amachal New	3
Family Health Centre Kunnathukal	3
Family Health Centre Kuttichal	3
Family Health Centre Mukkola	3
Family Health Centre Panavoor	3
Family Health Centre Balaramapuram	4
Family Health Centre Edava	4
Family Health Centre Karakulam	4
Family Health Centre Manickal	4
Family Health Centre Maranalloor	4
Family Health Centre Parasuvaikkal Parasala	4
Family Health Centre Vamanapuram	4
Family Health Centre Anad	5
Family Health Centre Vattiyookavu	5
Primary Health Centre Thonnakkal	5
Family Health Centre Aruvikkara	6
Family Health Centre Chenkal	6
Family Health Centre Jagathy	6
Family Health Centre Keezhattingal	6
Family Health Centre Pozhiyoor	6
Primary Health Centre Vellayani	6
Urban Primary Health Centre Thrikkannapuram	6
Family Health Centre Cherunniyoor	7
Family Health Centre Kadakampally	7
Family Health Centre Perumathura	7
Family Health Centre Pullampara	7

Hospital	Rank
Urban Health Centre Mannanthala	14
Family Health Centre Kattakada	13
Family Health Centre Kollayil	13
Family Health Centre Madavoor	13
Family Health Centre Pangapara Integrated	13
Family Health Centre Peringammala	13
Family Health Centre Puthukurichy	13
Family Health Centre Vettoor	13
Primary Health Centre Azhoor	13
Secretariat Health Centre Thiruvananthapuram	13
Family Health Centre Chemmaruthy	12
Family Health Centre Vilavoorkkal	12
Primary Health Centre Kalliyoor	12
Family Health Centre Malayadi	11
Family Health Centre Mudakkal	11
Family Health Centre Tholicode	11
Family Health Centre Uzhamalakkal	11
Family Health Centre Amboori	10
Family Health Centre Chemboor	10
Family Health Centre Mangalapuram	10
Family Health Centre Pulimath	10
Urban Primary Health Centre Vattiyookavu	10
Family Health Centre Karavaram	9
Family Health Centre Kilimanoor	9
Family Health Centre Veeranakavu	9
Family Health Centre Karode	8
Family Health Centre Kulathoor	8
Family Health Centre Pallichal	8
Family Health Centre Perumpazhuthoor	8
Family Health Centre Thonipara	8
Urban Primary Health Centre Chalai	8

3.1 eHealth Performance - Reception Module

Reception Module is considered to be functional in a PHC/FHC/UPHC only if the number of total visits for the month is of minimum 500.

Of the 66 PHCs/FHCs/UPHCs, 64 institutions started Reception Module .

District	PHC/FHC/UPHC Count	PHC/FHC/UPHC with Reception	% of PHC/FHC/UPHC with Reception
WAYANAD	15	15	100.00%
IDUKKI	16	16	100.00%
PATHANAMTHITTA	16	16	100.00%
ALAPPUZHA	17	17	100.00%
KASARAGOD	19	18	95.00%
KOLLAM	20	20	100.00%
KOTTAYAM	21	20	95.00%
KANNUR	27	26	96.00%
KOZHIKODE	27	24	89.00%
ERNAKULAM	31	26	84.00%
PALAKKAD	37	36	97.00%
MALAPPURAM	46	33	72.00%
THRISSUR	51	49	96.00%
THIRUVANANTHAPURAM	66	64	97.00%

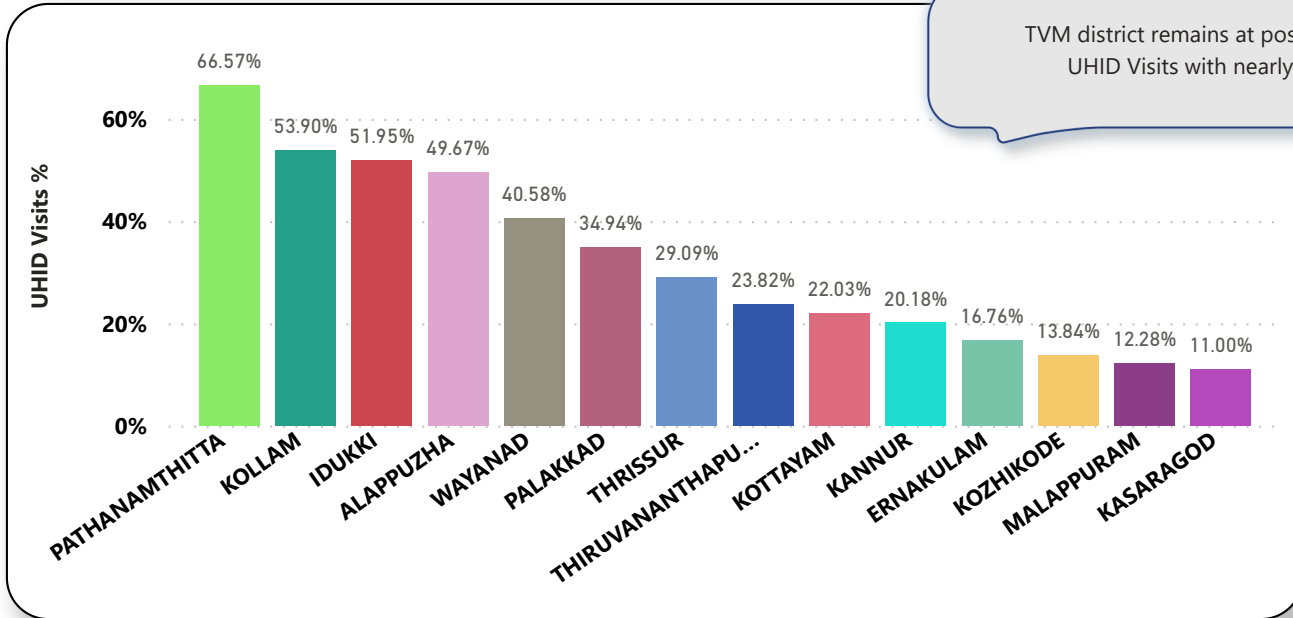
Institutions where the reception module is either not started or not using

Hospital Name

Primary Health Centre Veli
Urban Health Centre Mannanthala

3.2 e-Health Performance - UHID Visits

UHID Visit % is calculated as (UHID Visits / Total Visit) *100



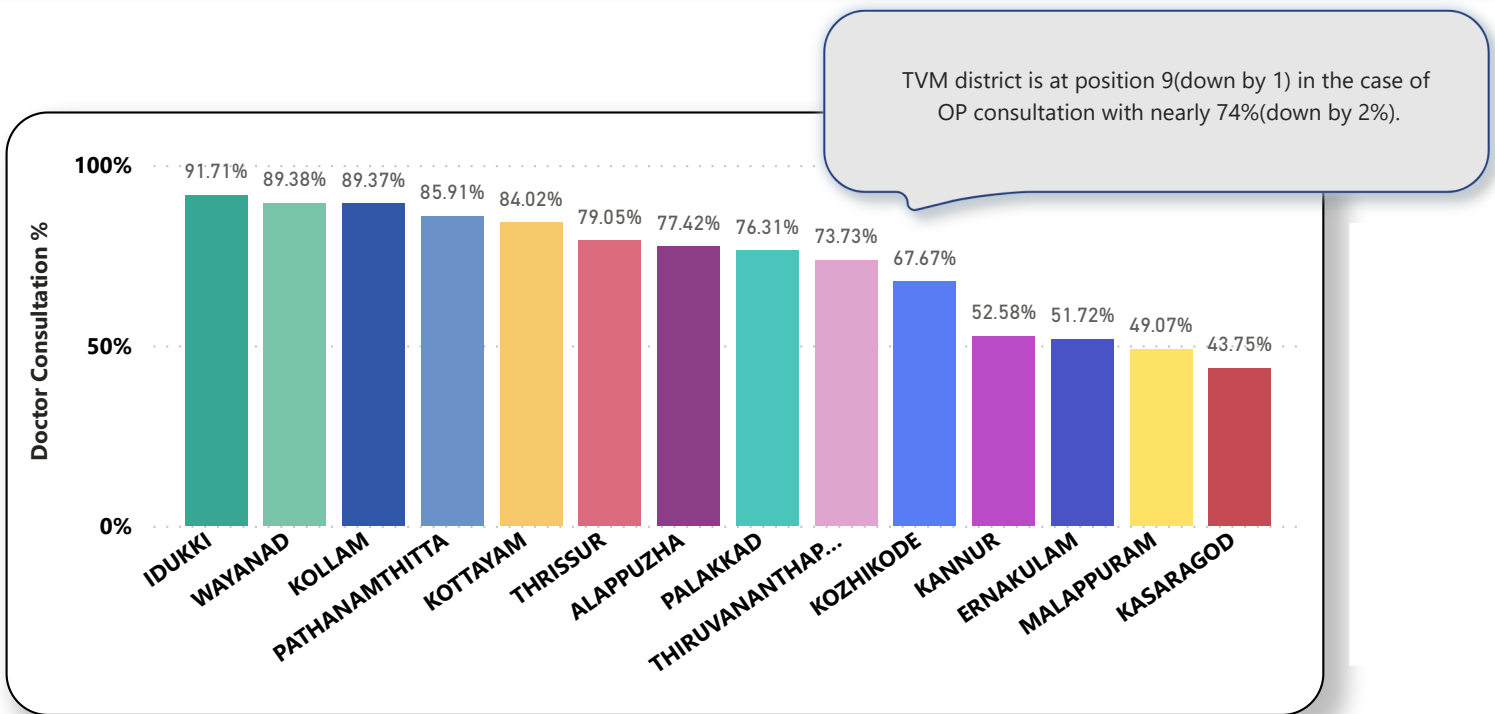
PHCs/FHCs/UPHCs based on UHID Visits

Institutions with atleast 100 UHID visits are listed here.

Hospital	UHID Visit %
Family Health Centre Anakudy	88.00%
Urban Health Centre Mannanthala	88.00%
Family Health Centre Karavaram	70.00%
Family Health Centre Kottukal	69.00%
Family Health Centre Parasuvaikkal Parasala	66.00%
Family Health Centre Veeranakavu	61.00%
Family Health Centre Pullampara	55.00%
Family Health Centre Maranalloor	53.00%
Family Health Centre Kallikkad New	51.00%
Family Health Centre Amachal New	48.00%
Family Health Centre Karode	45.00%
Family Health Centre Poozhanad	45.00%
Family Health Centre Paraniyam	41.00%
Family Health Centre Tholicode	41.00%

Hospital	UHID Visit %
Family Health Centre Pangapara Integrated	2.00%
Primary Health Centre Kalliyoor	4.00%
Family Health Centre Chemboor	6.00%
Family Health Centre Kattakada	6.00%
Family Health Centre Mudakkal	6.00%
Family Health Centre Vembayam	6.00%
Primary Health Centre Thonnakkal	6.00%
Family Health Centre Amboori	8.00%
Primary Health Centre Azhoor	8.00%
Family Health Centre Chemmaruthy	9.00%
Family Health Centre Kadakampally	9.00%
Family Health Centre Mangalapuram	9.00%
Family Health Centre Manickal	11.00%
Family Health Centre Vattiyoorkavu	11.00%

3.3 e-Health Performance - Doctor Consultation



Doctor Consultation Percentage in PHCs/FHCs/UPHCs

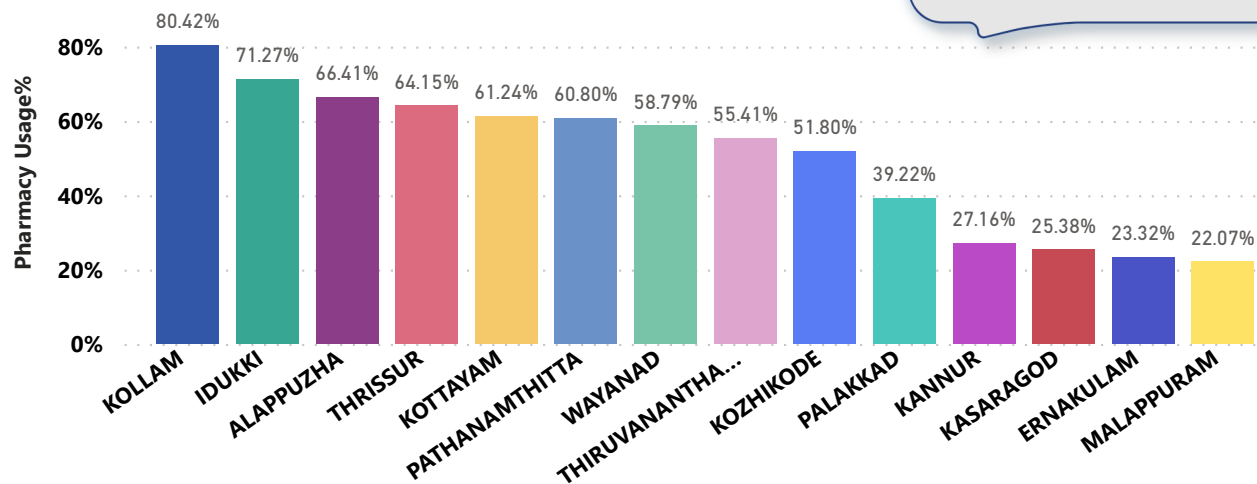
Hospital	Doctor Consultation %
Family Health Centre Amachal New	99.99%
Family Health Centre Kadakampally	99.73%
Family Health Centre Poozhanad	99.46%
Family Health Centre Vembayam	99.27%
Family Health Centre Panavoor	99.26%
Family Health Centre Perumathura	98.32%
Family Health Centre Mukkola	98.02%
Family Health Centre Maranalloor	97.89%
Family Health Centre Karode	97.74%
Family Health Centre Kuttichal	97.73%
Urban Primary Health Centre Muttada	96.78%
Family Health Centre Kallikkad New	96.74%
Family Health Centre Vamanapuram	96.50%
Family Health Centre Manickal	96.35%
Family Health Centre Kottukal	96.03%
Primary Health Centre Vellayani	95.61%
Family Health Centre Anakudy	95.46%
Family Health Centre Paranimam	93.58%

Hospital	Doctor Consultation %
Secretariat Health Centre Thiruvananthapuram	0.00%
Primary Health Centre Azhoor	4.46%
Family Health Centre Pangapara Integrated	21.46%
Primary Health Centre Kalliyoor	24.04%
Family Health Centre Peringammala	26.70%
Family Health Centre Kattakada	33.58%
Family Health Centre Uzhamalakkal	42.43%
Family Health Centre Chemmaruthy	44.19%
Family Health Centre Veeranakavu	46.60%
Family Health Centre Tholicode	47.57%
Family Health Centre Mudakkal	51.68%
Family Health Centre Karavaram	53.15%
Family Health Centre Chemboor	54.08%
Family Health Centre Malayadi	56.91%
Family Health Centre Amboori	63.53%
Family Health Centre Kilimanoor	66.76%

3.4 e-Health Performance - Pharmacy Usage in PHCs/FHCs/UPHCs

Pharmacy usage is calculated as (Pharmacy Prescription Count / Total Visits) *100

The TVM district stands at position 8 (down by 1) in Pharmacy Usage with 55% (down by 2%).



Pharmacy Usage in PHCs/FHCs/UPHCs

Hospital	Pharmacy Usage %
Family Health Centre Panavoor	93.00%
Family Health Centre Mukkola	92.00%
Family Health Centre Poozhanad	91.00%
Family Health Centre Perumathura	90.00%
Family Health Centre Kadakampally	89.00%
Family Health Centre Kallikkad New	89.00%
Family Health Centre Pozhiyoor	87.00%
Family Health Centre Edava	86.00%
Family Health Centre Paraniyam	85.00%
Family Health Centre Anakudy	84.00%
Family Health Centre Vattiyoorkavu	83.00%
Family Health Centre Keezhattingal	82.00%
Family Health Centre Kuttichal	82.00%
Family Health Centre Manickal	82.00%
Family Health Centre Parasuvaikkal Parasala	81.00%
Family Health Centre Cherunniyoor	80.00%

Hospital	Pharmacy Usage %
Family Health Centre Mudakkal	0.00%
Family Health Centre Peringammala	0.00%
Primary Health Centre Azhoor	0.00%
Secretariat Health Centre Thiruvananthapuram	0.00%
Family Health Centre Pangapara Integrated	6.00%
Family Health Centre Malayadi	13.00%
Family Health Centre Kattakada	16.00%
Primary Health Centre Kalliyoor	20.00%
Family Health Centre Tholicode	22.00%
Family Health Centre Karavaram	27.00%
Family Health Centre Uzhamalakkal	27.00%
Family Health Centre Karode	29.00%
Family Health Centre Veeranakavu	29.00%
Family Health Centre Chemboor	37.00%
Family Health Centre Pallichal	38.00%
Family Health Centre Mangalapuram	39.00%

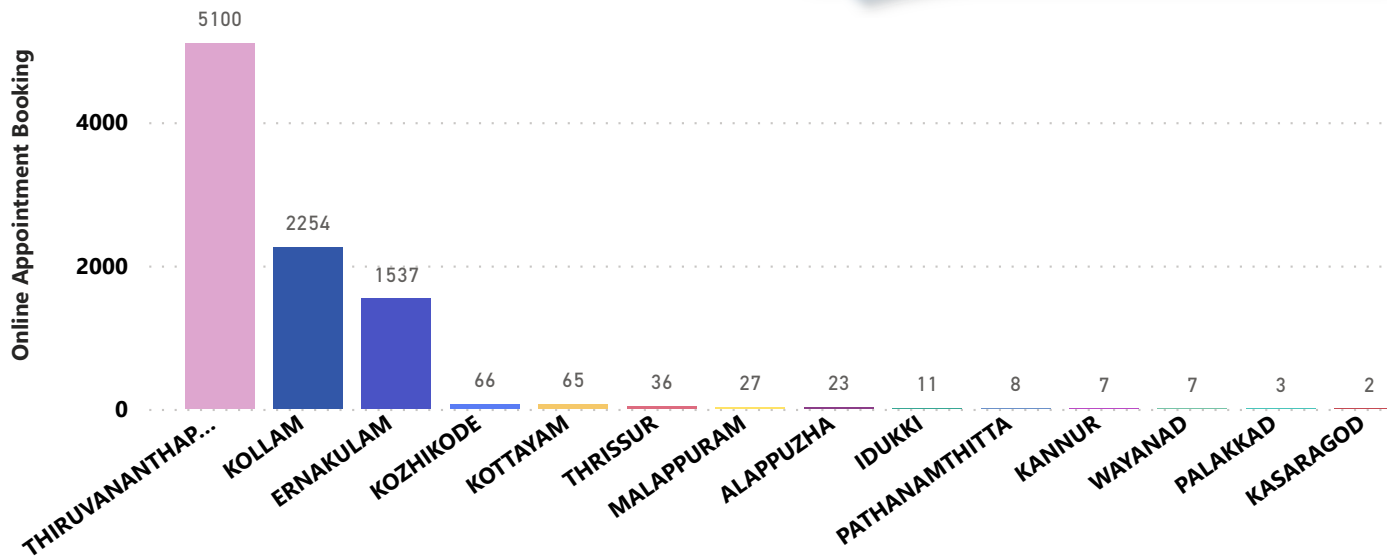
4. Status of Modules started in Hospitals

District wise status of live institutions and the count of various modules [Reception, OP Consultation, Lab, Pharmacy] started.

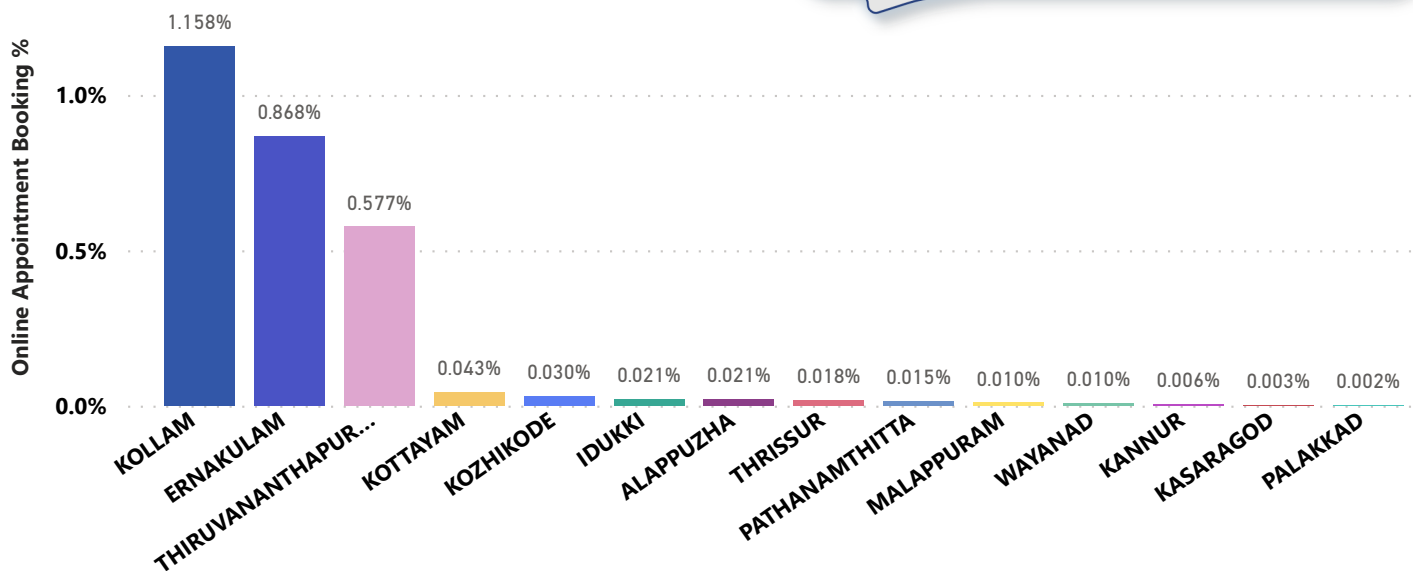
District Name	Live Institutions	Reception	Consultation	Lab	Pharmacy
THIRUVANANTHAPURAM	103	99 (96.1%)	90 (87.4%)	76 (73.8%)	80 (77.7%)
THRISSUR	53	51 (96.2%)	49 (92.5%)	38 (71.7%)	48 (90.6%)
MALAPPURAM	47	34 (72.3%)	23 (48.9%)	13 (27.7%)	12 (25.5%)
PALAKKAD	38	37 (97.4%)	36 (94.7%)	30 (78.9%)	17 (44.7%)
KOZHIKODE	36	30 (83.3%)	25 (69.4%)	19 (52.8%)	19 (52.8%)
ERNAKULAM	34	28 (82.4%)	23 (67.6%)	10 (29.4%)	14 (41.2%)
KANNUR	27	26 (96.3%)	24 (88.9%)	17 (63.%)	10 (37.%)
KOLLAM	22	22 (100.%)	22 (100.%)	22 (100.%)	22 (100.%)
KOTTAYAM	22	21 (95.5%)	21 (95.5%)	14 (63.6%)	19 (86.4%)
KASARAGOD	19	19 (100.%)	16 (84.2%)	12 (63.2%)	13 (68.4%)
ALAPPUZHA	18	18 (100.%)	17 (94.4%)	14 (77.8%)	16 (88.9%)
IDUKKI	17	16 (94.1%)	16 (94.1%)	11 (64.7%)	14 (82.4%)
PATHANAMTHITTA	17	17 (100.%)	15 (88.2%)	10 (58.8%)	10 (58.8%)
WAYANAD	15	15 (100.%)	14 (93.3%)	14 (93.3%)	11 (73.3%)
Total	468	433 (92.5%)	391 (83.5%)	300 (64.1%)	305 (65.2%)

5. Percentage of Online Appointment Booking in Hospitals

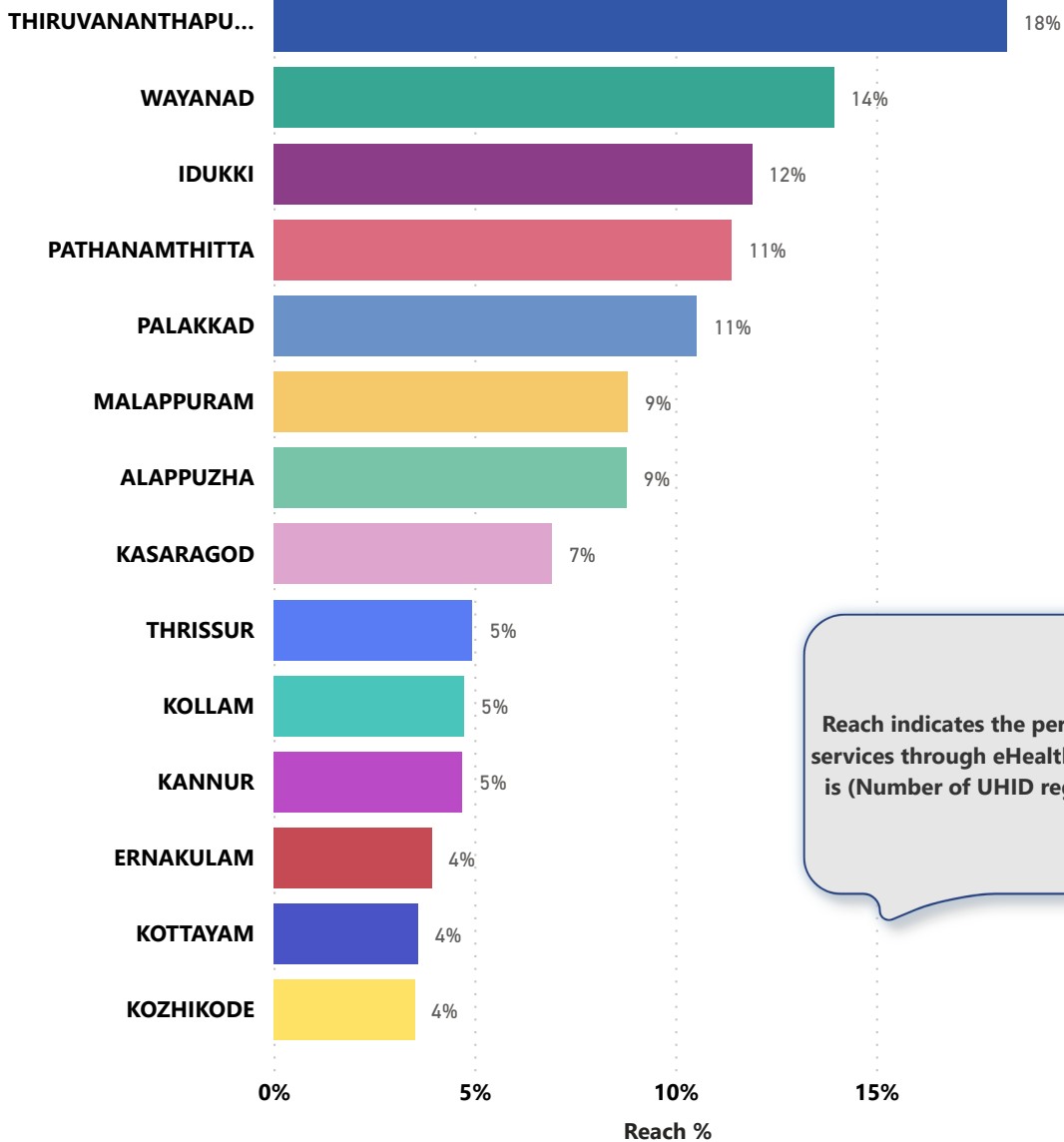
District-wise count of online appointments taken during the month of September '22. TVM district stands at first position in online appointment booking.



District-wise percentage of online appointment booking up on OP visits for the month of September '22. Calculation is performed as $(\text{Online Visits} / \text{OP Visits}) * 100 \%$.



6. eHealth Performance - Reach



Reach indicates the percentage of population availing services through eHealth. The formula used to calculate is $(\text{Number of UHID registered} / \text{Population}) * 100 \%$.

7. Public Health Survey Status

