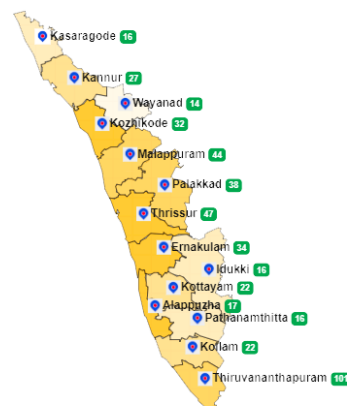


1. eHealth Kerala - Vital Statistics

Live Institutions	30
Medical College Hospitals	1
PHCs/FHCs	24
CHCs	0
DHs/GHs	1
PH Labs	0
Other(Inc UPHCs,Taluk Hospitals)	4



2. Highlights



- Reception module started in 19 of 29 institutions.
- The Alappuzha district is at position 7 in UHID visits with the value of nearly 36%.
- The district is at position 5 in house survey completion (4%) and at position 8 in member survey completion (0.05%).



- The district is at position 7 in overall performance ranking of districts based on all institutions except Medical Colleges.
- The Alappuzha district remains at position 10 in OP consultation by doctors with nearly 64% .
- The Alappuzha district is at position 9 in Pharmacy Usage with nearly 54%.
- Alappuzha district is at position 7 in online appointment booking.

3. eHealth - District Ranking Matrix Based on Performance of all Institutions (except Medical Colleges)

The ranking matrix showcase the district performance in providing eHealth services through all institutions (except Medical Colleges) based on six different parameters. These parameters include whether the reception module is started or not, UHID Visits, Doctor Consultation, Pharmacy Usage, Lab Usage and number of Live Institutions. Based on the ranking, the districts are classified into three broad categories, the best performing districts, the average performing districts and the low performing districts.

The best performing districts should strive to continue to remain in the same position, whereas the average performing as well as the low performing districts should strive to reach to the 'top four' league.

The ranking matrix for the month of April '23 is given below:

District	Rank
IDUKKI	1
WAYANAD	1
PATHANAMTHITTA	2
PALAKKAD	3
THRISSUR	4
KOLLAM	5
KANNUR	6
KOTTAYAM	6
THIRUVANANTHAPURAM	6
ALAPPUZHA	7
KASARAGOD	7
KOZHIKODE	8
MALAPPURAM	8
ERNAKULAM	9

- Best performing
- Average performing
- Low performing

3. eHealth - Institution Level Ranking (except Medical Colleges)

Hospital	Rank
FAMILY HEALTH CENTRE ARATTUPUZHA	1
FAMILY HEALTH CENTRE PUNNAPRA NORTH	1
FAMILY HEALTH CENTRE PURAKKAD	1
FAMILY HEALTH CENTRE PANAVALLY	2
FAMILY HEALTH CENTRE VETTAKKAL	2
URBAN PRIMARY HEALTH CENTRE MULLATHU VALAPPU	2
FAMILY HEALTH CENTRE CHERUTHANA	3
FAMILY HEALTH CENTRE PALAMEL	3
FAMILY HEALTH CENTRE VEEYAPURAM	3
URBAN PRIMARY HEALTH CENTRE CHERAVALLY	3
FAMILY HEALTH CENTRE CHETTIKULANGARA	4
FAMILY HEALTH CENTRE AROOR	5
FAMILY HEALTH CENTRE PALLIPURAM	5
FAMILY HEALTH CENTRE PERUMPALAM	5
FAMILY HEALTH CENTRE KALAVOOR	6
TALUK HOSPITAL THURAVOOR	7
FAMILY HEALTH CENTRE KANDALLOOR	8
WOMEN AND CHILDREN HOSPITAL ALAPPUZHA	8
DISTRICT HOSPITAL MAVELIKARA	9
FAMILY HEALTH CENTRE DEVIKULANGARA	10
FAMILY HEALTH CENTRE KANJIKUZHYPALLY	10
FAMILY HEALTH CENTRE KARTHIKAPPALLY	10

3.1 eHealth Performance - Reception Module

Reception Module is considered to be functional in an institution only if the number of total visits for the month is of minimum 500.

Reception module started in 19 of 29 institutions

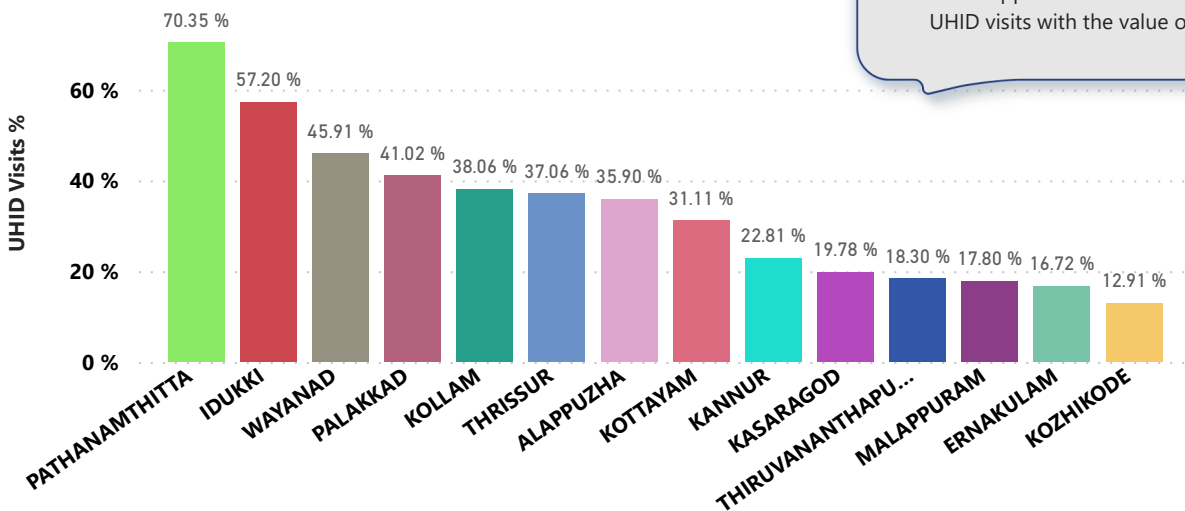
District	Institution Count	Institutions with Reception	% of institutions with Reception
IDUKKI	19	18	95.00 %
KOLLAM	30	28	93.00 %
THIRUVANANTHAPURAM	102	93	91.00 %
PATHANAMTHITTA	19	17	89.00 %
WAYANAD	17	15	88.00 %
KASARAGOD	23	20	87.00 %
PALAKKAD	44	38	86.00 %
MALAPPURAM	53	45	85.00 %
THRISSUR	69	54	78.00 %
KANNUR	39	28	72.00 %
KOZHIKODE	54	37	69.00 %
ALAPPUZHA	29	19	66.00 %
KOTTAYAM	31	20	65.00 %
ERNAKULAM	44	28	64.00 %

Institutions where the reception module is either not started or not using

Hospital Name
Family Health Centre Bharanikavu
Family Health Centre Cherthala South
Family Health Centre Devikulangara
Family Health Centre Ezhupunna
Family Health Centre Kanjikuzhy
Family Health Centre Karthikappally
Family Health Centre Nooranad
Family Health Centre Pallithodu
Family Health Centre Thamarakulam
Family Health Centre Thottappally

3.2 e-Health Performance - UHID Visits

UHID Visit % is calculated as (UHID Visits / Total Visit) *100



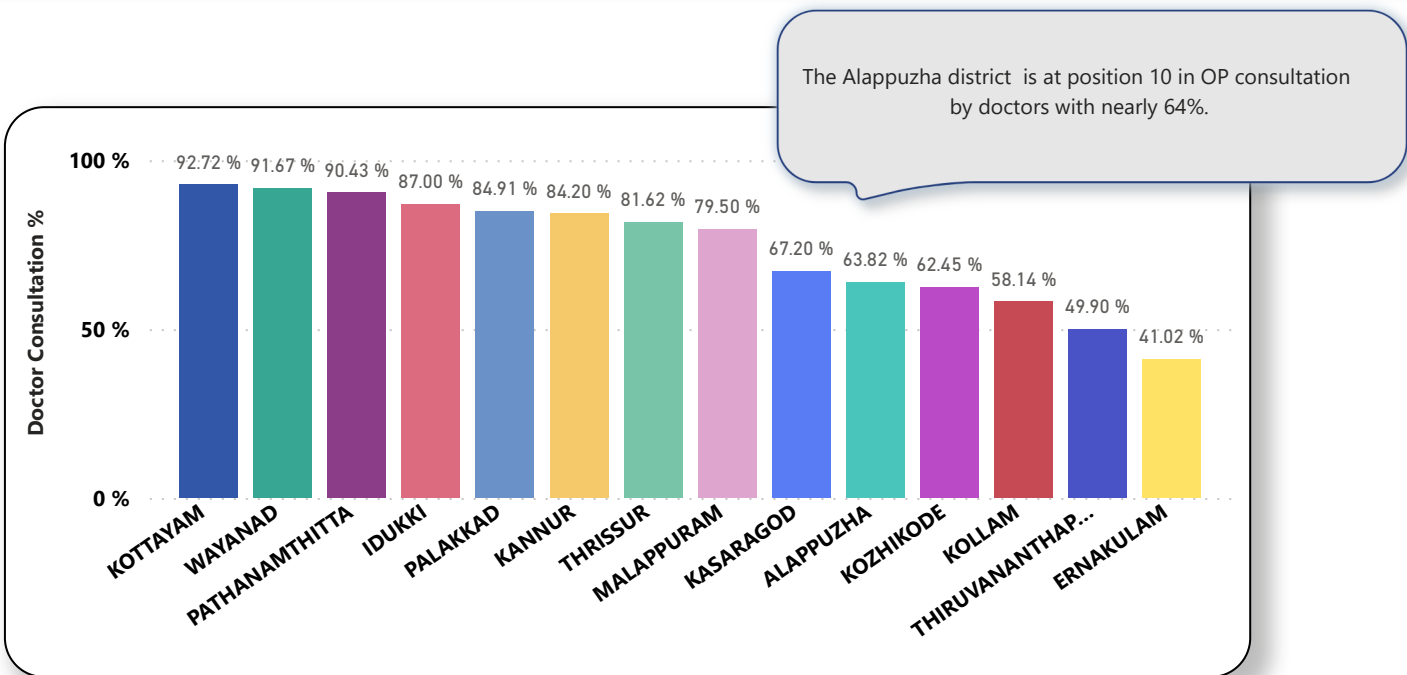
The Alappuzha district is at position 7 in UHID visits with the value of nearly 36%.

Institutions based on UHID Visits

Hospital	UHID Visit %
Family Health Centre Purakkad	87.00 %
Family Health Centre Vettakkal	82.00 %
Family Health Centre Punnapra North	81.00 %
Family Health Centre Perumpalam	76.00 %
Family Health Centre Palamel	72.00 %
Family Health Centre Cheruthana	66.00 %
Family Health Centre Veeyapuram	65.00 %
Family Health Centre Chettikulangara	63.00 %
Family Health Centre Aroor	62.00 %
Family Health Centre Arattupuzha	60.00 %
Urban Primary Health Centre Mullathu Valappu	60.00 %
Family Health Centre Panavally	55.00 %
Family Health Centre Pallipuram	54.00 %
Family Health Centre Kandalloor	52.00 %
Family Health Centre Kanjikuzhy	48.00 %
Urban Primary Health Centre Cheravally	42.00 %
Family Health Centre Kalavoor	39.00 %
Women And Children Hospital Alappuzha	16.00 %
Taluk Hospital Thuravoor	7.00 %
District Hospital Mavelikara	2.00 %

Institutions with atleast 100 UHID visits are listed here.

3.3 e-Health Performance - Doctor Consultation



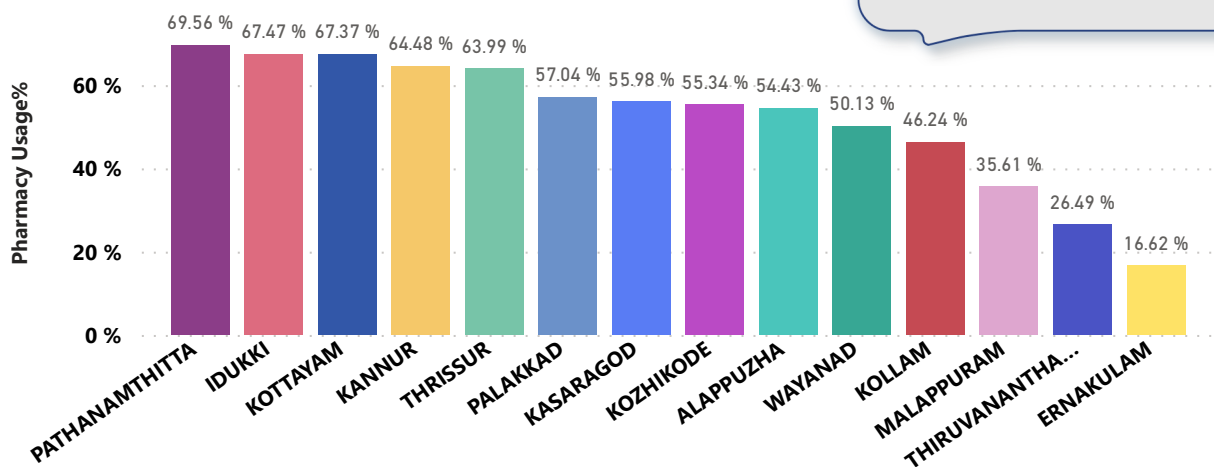
Doctor Consultation Percentage in all Institutions

Hospital	Doctor Consultation %	Hospital	Doctor Consultation %
Family Health Centre Purakkad	99.29 %	Family Health Centre Kanjikuzhy	0.00 %
Family Health Centre Kalavoor	98.56 %	District Hospital Mavelikara	1.89 %
Family Health Centre Cheruthana	98.34 %	Family Health Centre Kandalloor	40.02 %
Family Health Centre Chettikulangara	98.25 %	Women And Children Hospital Alappuzha	42.30 %
Family Health Centre Punnapra North	98.21 %	Family Health Centre Perumpalam	70.98 %
Family Health Centre Palamel	98.12 %	Taluk Hospital Thuravoor	73.31 %
Family Health Centre Veeyapuram	97.67 %	Family Health Centre Pallipuram	87.17 %
Urban Primary Health Centre Cheravally	95.36 %	Family Health Centre Aroor	88.47 %
Family Health Centre Vettakkal	92.68 %	Urban Primary Health Centre Mullathu Valappu	89.05 %
Family Health Centre Arattupuzha	92.43 %	Family Health Centre Panavally	90.97 %
Family Health Centre Panavally	90.97 %	Family Health Centre Arattupuzha	92.43 %
Urban Primary Health Centre Mullathu Valappu	89.05 %	Family Health Centre Vettakkal	92.68 %
Family Health Centre Aroor	88.47 %	Urban Primary Health Centre Cheravally	95.36 %
Family Health Centre Pallipuram	87.17 %	Family Health Centre Veeyapuram	97.67 %

3.4 e-Health Performance - Pharmacy Usage

Pharmacy usage is calculated as (Pharmacy Prescription Count / Total Visits) *100

The Alappuzha district is at position 9 in Pharmacy Usage with nearly 54%.



Pharmacy Usage in all Institutions

Hospital	Pharmacy Usage %
Family Health Centre Cheruthana	94.00 %
Family Health Centre Punnapra North	92.00 %
Family Health Centre Chettikulangara	91.00 %
Family Health Centre Veeyapuram	90.00 %
Family Health Centre Purakkad	89.00 %
Family Health Centre Arattupuzha	87.00 %
Family Health Centre Vettakkal	86.00 %
Family Health Centre Pallipuram	81.00 %
Family Health Centre Panavally	80.00 %
Urban Primary Health Centre Mullathu Valappu	80.00 %
Family Health Centre Palamel	78.00 %
Urban Primary Health Centre Cheravally	77.00 %
Family Health Centre Kalavoor	74.00 %

Hospital	Pharmacy Usage %
Family Health Centre Kanjikuzhy	0.00 %
District Hospital Mavelikara	1.00 %
Women And Children Hospital Alappuzha	22.00 %
Family Health Centre Kandalloor	38.00 %
Family Health Centre Perumpalam	59.00 %
Taluk Hospital Thuravoor	65.00 %
Family Health Centre Aroor	70.00 %
Family Health Centre Kalavoor	74.00 %
Urban Primary Health Centre Cheravally	77.00 %
Family Health Centre Palamel	78.00 %
Family Health Centre Panavally	80.00 %
Urban Primary Health Centre Mullathu Valappu	80.00 %
Family Health Centre Pallipuram	81.00 %

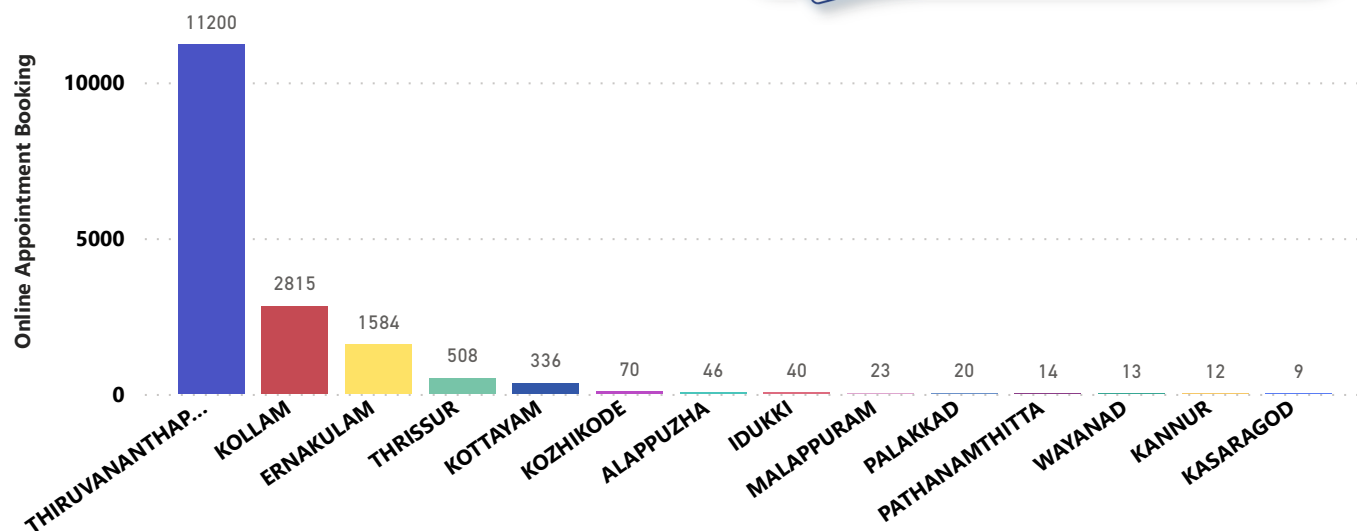
4. Status of Modules started in Hospitals

District wise status of live institutions and the count of various modules [Reception, OP Consultation, Lab, Pharmacy] started.

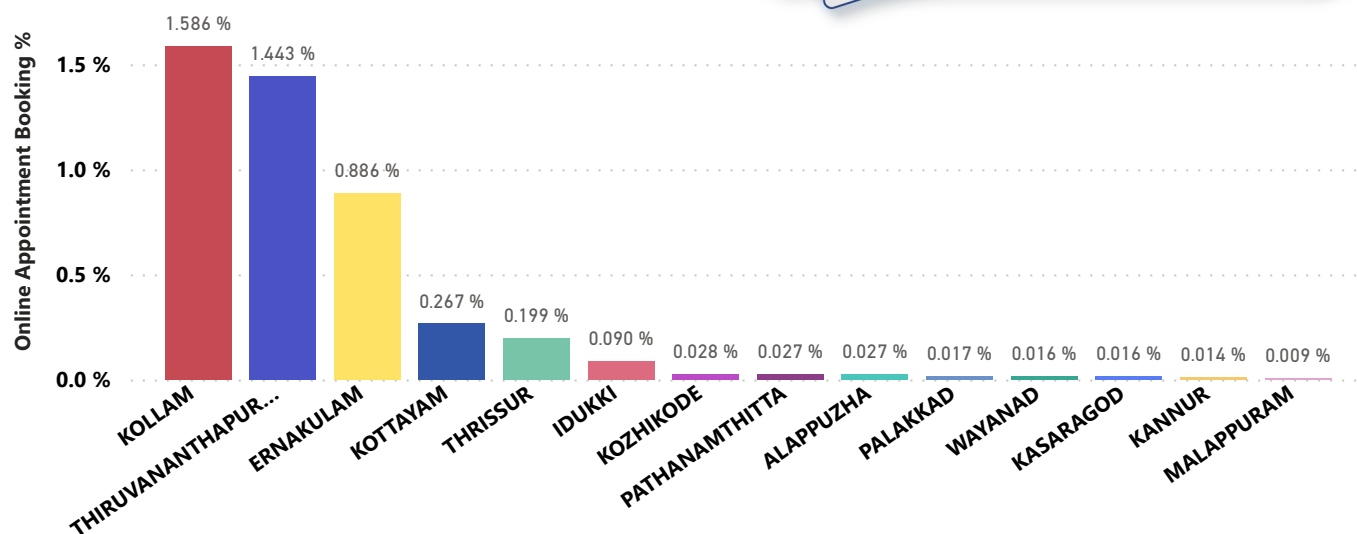
District Name	Live Institutions	Reception	Consultation	Lab	Pharmacy
THIRUVANANTHAPURAM	106	97 (91.5%)	90 (84.9%)	79 (74.5%)	71 (67.%)
THRISSUR	70	55 (78.6%)	52 (74.3%)	46 (65.7%)	48 (68.6%)
KOZHIKODE	56	36 (64.3%)	35 (62.5%)	29 (51.8%)	30 (53.6%)
MALAPPURAM	54	45 (83.3%)	44 (81.5%)	19 (35.2%)	22 (40.7%)
ERNAKULAM	45	29 (64.4%)	25 (55.6%)	13 (28.9%)	15 (33.3%)
PALAKKAD	45	39 (86.7%)	37 (82.2%)	31 (68.9%)	26 (57.8%)
KANNUR	39	26 (66.7%)	25 (64.1%)	21 (53.8%)	22 (56.4%)
KOTTAYAM	32	21 (65.6%)	21 (65.6%)	14 (43.8%)	19 (59.4%)
KOLLAM	31	24 (77.4%)	24 (77.4%)	23 (74.2%)	23 (74.2%)
ALAPPUZHA	30	20 (66.7%)	19 (63.3%)	19 (63.3%)	18 (60.%)
KASARAGOD	23	18 (78.3%)	17 (73.9%)	12 (52.2%)	17 (73.9%)
PATHANAMTHITTA	20	18 (90.%)	16 (80.%)	11 (55.%)	13 (65.%)
IDUKKI	19	18 (94.7%)	17 (89.5%)	11 (57.9%)	16 (84.2%)
WAYANAD	17	16 (94.1%)	16 (94.1%)	14 (82.4%)	15 (88.2%)
Total	587	462 (78.7%)	438 (74.6%)	342 (58.3%)	355 (60.5%)

5. Percentage of Online Appointment Booking in Hospitals

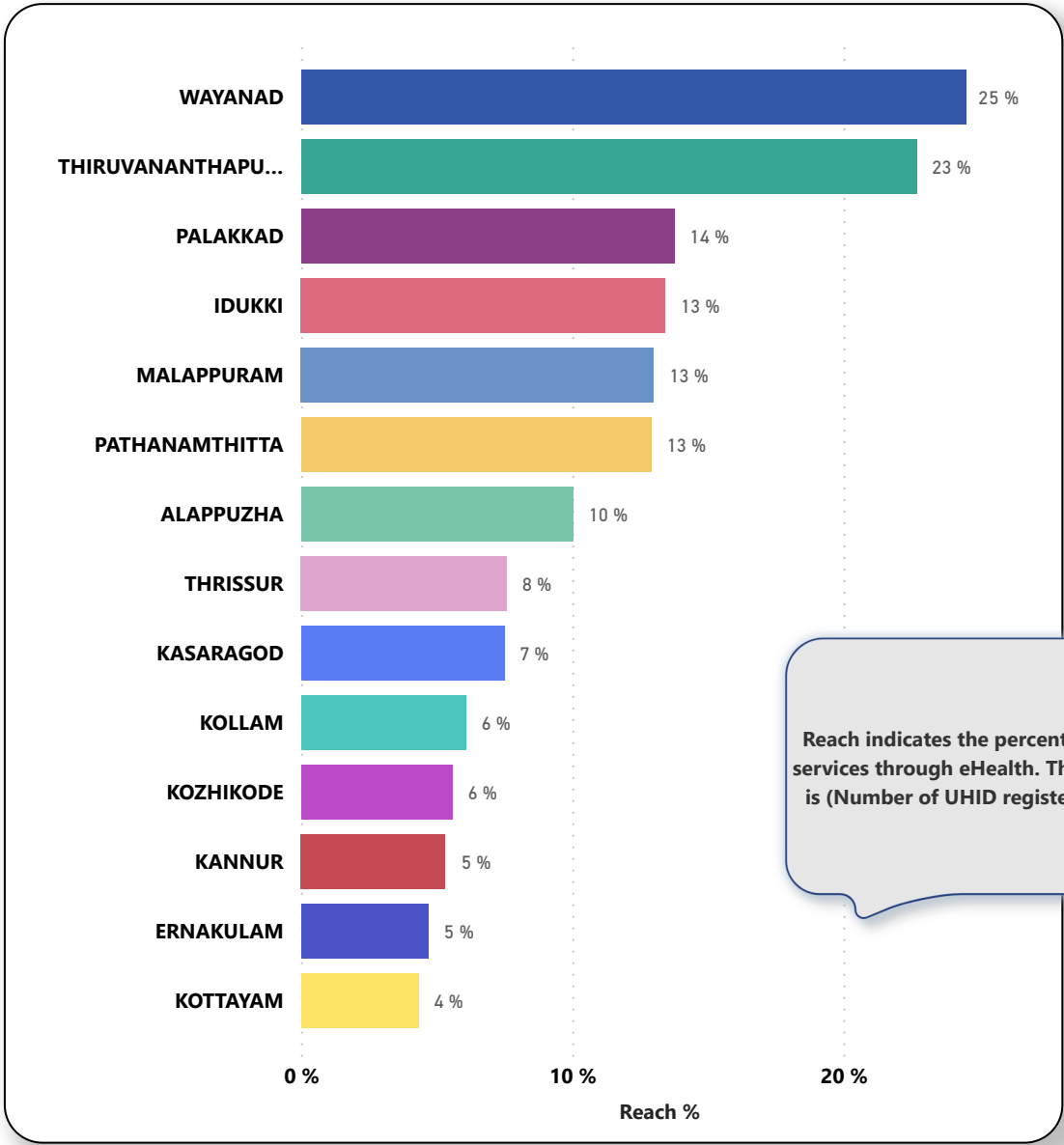
District-wise count of online appointments taken during the month April'23. Alappuzha district is at position 7 in online appointment booking.



District-wise percentage of online appointment booking up on OP visits for the month of April '23. Calculation is performed as (Online Visits / OP Visits) * 100 %.



6. eHealth Performance - Reach



7. Public Health Survey Status

