

1. eHealth Kerala - Vital Statistics

Live Institutions	45
Medical College Hospitals	1
PHCs/FHCs	36
CHCs	0
DHs/GHs	1
PH Labs	0
Other(Inc UPHCs,Taluk Hospitals)	7



2. Highlights



- eHealth rolled out in 1 new institutions during the month of April' 23 in Ernakulam district.
- Reception module started in 28 of 44 institutions of the district.
- EKM district is at 3rd position in online appointment booking.



- The district is at position 9 in overall ranking based on district performance in providing eHealth services through all institutions except Medical Colleges.
- EKM district is at position 13 in UHID Visits with the value of 16.72%.
- EKM district is at position 14 in Doctor Consultation with 41.02%.
- The EKM district is at 14th position in Pharmacy Usage with nearly 16.62%.
- The district is at position 8 in house survey completion (2.19%) and at position 12 in member survey completion (0.01%).

3. eHealth - District Ranking Matrix Based on Performance of all Institutions (except Medical Colleges)

The ranking matrix showcase the district performance in providing eHealth services through all institutions (except Medical Colleges) based on six different parameters. These parameters include whether the reception module is started or not, UHID Visits, Doctor Consultation, Pharmacy Usage, Lab Usage and number of Live Institutions. Based on the ranking, the districts are classified into three broad categories, the best performing districts, the average performing districts and the low performing districts.

The best performing districts should strive to continue to remain in the same position, whereas the average performing as well as the low performing districts should strive to reach to the 'top four' league.

The ranking matrix for the month of April '23 is given below:

District	Rank
IDUKKI	1
WAYANAD	1
PATHANAMTHITTA	2
PALAKKAD	3
THRISSUR	4
KOLLAM	5
KANNUR	6
KOTTAYAM	6
THIRUVANANTHAPURAM	6
ALAPPUZHA	7
KASARAGOD	7
KOZHIKODE	8
MALAPPURAM	8
ERNAKULAM	9

- Best performing
- Average performing
- Low performing

3. eHealth - Institution Level Ranking (except Medical Colleges)

Hospital	Rank
FAMILY HEALTH CENTRE MUNAMBAM	1
FAMILY HEALTH CENTRE KADAVOOR	2
FAMILY HEALTH CENTRE MANEED	2
FAMILY HEALTH CENTRE EROOR	3
FAMILY HEALTH CENTRE KARUMALLOR	4
FAMILY HEALTH CENTRE KOTTAPPADY	4
URBAN PRIMARY HEALTH CENTRE KENNADIMUKKU	4
FAMILY HEALTH CENTRE MAZHUVANNOOR	5
FAMILY HEALTH CENTRE CHITTATTUKARA	6
FAMILY HEALTH CENTRE GOTHURUTH	6
FAMILY HEALTH CENTRE THIRUMARADY	6
FAMILY HEALTH CENTRE CHELLANAM	7
URBAN PRIMARY HEALTH CENTRE ELAMANTHOPPU	7
FAMILY HEALTH CENTRE CHOWARA	8
FAMILY HEALTH CENTRE KOONAMMAVU	8
FAMILY HEALTH CENTRE MANJAPRA	8
FAMILY HEALTH CENTRE NERIAMANGALAM	8
FAMILY HEALTH CENTRE OKKAL	8
FAMILY HEALTH CENTRE THIRUVANIYOOR	8
FAMILY HEALTH CENTRE VAZHAKULAM	8
FAMILY HEALTH CENTRE ALANGAD	9

Hospital	Rank
FAMILY HEALTH CENTRE MANJALLOOR	13
TALUK HOSPITAL PALLURUTHY	12
FAMILY HEALTH CENTRE CHERANELLOORE	11
FAMILY HEALTH CENTRE EDAPPALLY	11
FAMILY HEALTH CENTRE PAIPRA	11
FAMILY HEALTH CENTRE PALAKUZHA	11
FAMILY HEALTH CENTRE THURAVOOR	11
URBAN PRIMARY HEALTH CENTRE MOOLAMKUZHY	10
FAMILY HEALTH CENTRE ALANGAD	9
FAMILY HEALTH CENTRE AYYAMPUZHA	9
FAMILY HEALTH CENTRE EDAVANAKKAD	9
FAMILY HEALTH CENTRE KODANAD	9
FAMILY HEALTH CENTRE KUTTAMPUZHA	9
FAMILY HEALTH CENTRE MULAVUKAD	9
FAMILY HEALTH CENTRE RAYAMANGALAM	9
GENERAL HOSPITAL ERNAKULAM	9
FAMILY HEALTH CENTRE CHOWARA	8
FAMILY HEALTH CENTRE KOONAMMAVU	8
FAMILY HEALTH CENTRE MANJAPRA	8
FAMILY HEALTH CENTRE NERIAMANGALAM	8
FAMILY HEALTH CENTRE OKKAL	8
FAMILY HEALTH CENTRE THIRUVANIYOOR	8

3.1 eHealth Performance - Reception Module

Reception Module is considered to be functional in an institution only if the number of total visits for the month is of minimum 500.

Reception module started in 28 of 44 institutions

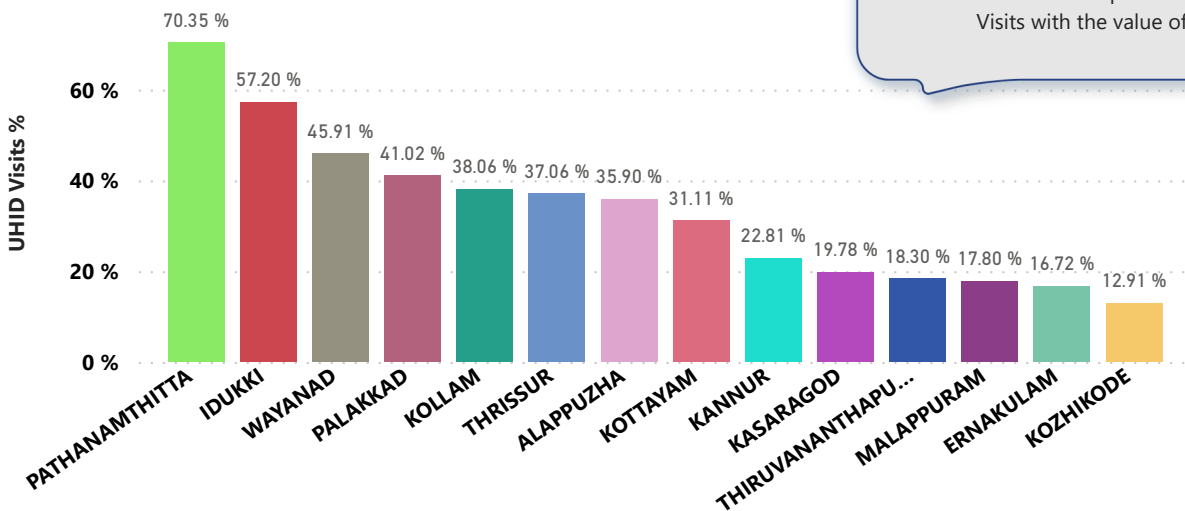
District	Institution Count	Institutions with Reception	% of institutions with Reception
IDUKKI	19	18	95.00 %
KOLLAM	30	28	93.00 %
THIRUVANANTHAPURAM	102	93	91.00 %
PATHANAMTHITTA	19	17	89.00 %
WAYANAD	17	15	88.00 %
KASARAGOD	23	20	87.00 %
PALAKKAD	44	38	86.00 %
MALAPPURAM	53	45	85.00 %
THRISSUR	69	54	78.00 %
KANNUR	39	28	72.00 %
KOZHIKODE	54	37	69.00 %
ALAPPUZHA	29	19	66.00 %
KOTTAYAM	31	20	65.00 %
ERNAKULAM	44	28	64.00 %

Hospital Name
Cochin Cancer Research Center
Family Health Centre Cheranelloore
Family Health Centre Cheruvattoor
Family Health Centre Edappally
Family Health Centre Manjalloor
Family Health Centre Nayarambalm
Family Health Centre Paipra
Family Health Centre Palakuzha
Family Health Centre Parakadavu
Family Health Centre Punnekkad
Family Health Centre Thiruvankulam
Family Health Centre Thuravoor
Taluk Headquarters Hospital Kothamangalam
Urban Primary Health Centre Moolamkuzhy
Urban Primary Health Centre Thammanam
Urban Primary Health Centre Vattekunnam

Institutions where the reception module is either not started or not using

3.2 e-Health Performance - UHID Visits

UHID Visit % is calculated as (UHID Visits / Total Visit) *100



Institutions based on UHID Visits

Institutions with atleast 100 UHID visits are listed here.

Hospital	UHID Visit %
Family Health Centre Munambam	85.00 %
Family Health Centre Kadavoor	68.00 %
Family Health Centre Eroor	63.00 %
Family Health Centre Maneed	56.00 %
Family Health Centre Thirumarady	50.00 %
Family Health Centre Neriya Mangalam	31.00 %
Family Health Centre Chittattukara	30.00 %
Urban Primary Health Centre Moolamkuzhy	24.00 %
Family Health Centre Kottappady	23.00 %
Family Health Centre Mazhuvannoor	20.00 %
Family Health Centre Thiruvaniyoor	18.00 %
Family Health Centre Vazhakulam	14.00 %
General Hospital Ernakulam	13.00 %

Hospital	UHID Visit %
Family Health Centre Kodanad	4.00 %
Family Health Centre Koonammavu	4.00 %
Family Health Centre Rayamangalam	4.00 %
Family Health Centre Mulavukad	6.00 %
Family Health Centre Edavanakkad	9.00 %
Family Health Centre Manjapra	9.00 %
Urban Primary Health Centre Kennadimukku	9.00 %
Urban Primary Health Centre Elamanthoppu	10.00 %
General Hospital Ernakulam	13.00 %
Family Health Centre Vazhakulam	14.00 %
Family Health Centre Thiruvaniyoor	18.00 %

EKM district is at position 14 in Doctor Consultation with 41.02%.

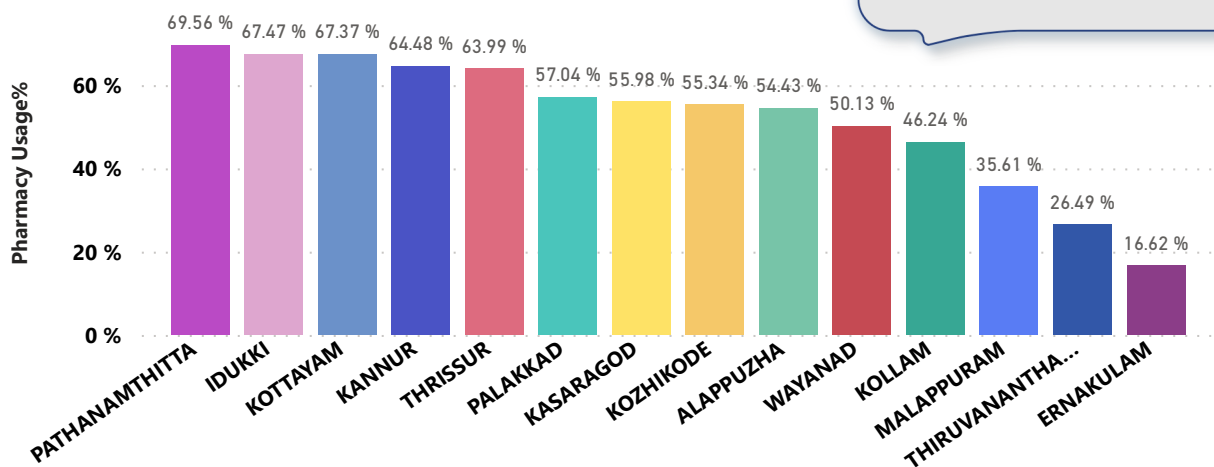


Hospital	Doctor Consultation %
Family Health Centre Edavanakkad	0.00 %
Family Health Centre Mulavukad	0.00 %
General Hospital Ernakulam	10.84 %
Family Health Centre Neriya Mangalam	30.29 %
Family Health Centre Thiruvaniyoor	40.20 %
Family Health Centre Kodanad	42.03 %
Family Health Centre Rayamangalam	48.11 %
Family Health Centre Chittattukara	50.99 %
Family Health Centre Thirumarady	60.33 %
Family Health Centre Manjapra	67.85 %
Family Health Centre Koonammavu	68.14 %
Family Health Centre Vazhakulam	69.54 %
Family Health Centre Kottappady	77.01 %
Urban Primary Health Centre Kennadimukku	82.23 %
Urban Primary Health Centre Elamanthoppu	82.42 %

3.4 e-Health Performance - Pharmacy Usage

Pharmacy usage is calculated as (Pharmacy Prescription Count / Total Visits) *100

The EKM district is at 14th position in Pharmacy Usage with nearly 16.62%.



Pharmacy Usage in all Institutions

Hospital	Pharmacy Usage %
Urban Primary Health Centre Moolamkuzhy	93.00 %
Family Health Centre Kadavoor	91.00 %
Family Health Centre Munambam	80.00 %
Family Health Centre Eroor	76.00 %
Family Health Centre Maneed	76.00 %
Urban Primary Health Centre Kennadimukku	74.00 %
Family Health Centre Kottappady	71.00 %
Family Health Centre Mazhuvannoor	38.00 %
Family Health Centre Thirumarady	16.00 %
Family Health Centre Thiruvaniyoor	16.00 %
Family Health Centre Neriya mangalam	14.00 %
Family Health Centre Vazhakulam	12.00 %
Family Health Centre Rayamangalam	11.00 %
Family Health Centre Kodanad	10.00 %
Family Health Centre Koonammavu	5.00 %

Hospital	Pharmacy Usage %
Family Health Centre Chittattukara	0.00 %
Family Health Centre Edavanakkad	0.00 %
Family Health Centre Manjapra	0.00 %
Family Health Centre Mulavukad	0.00 %
Urban Primary Health Centre Elamanthoppu	0.00 %
General Hospital Ernakulam	2.00 %
Family Health Centre Koonammavu	5.00 %
Family Health Centre Kodanad	10.00 %
Family Health Centre Rayamangalam	11.00 %
Family Health Centre Vazhakulam	12.00 %
Family Health Centre Neriya mangalam	14.00 %
Family Health Centre Thirumarady	16.00 %
Family Health Centre Thiruvaniyoor	16.00 %
Family Health Centre Mazhuvannoor	38.00 %
Family Health Centre Kottappady	71.00 %

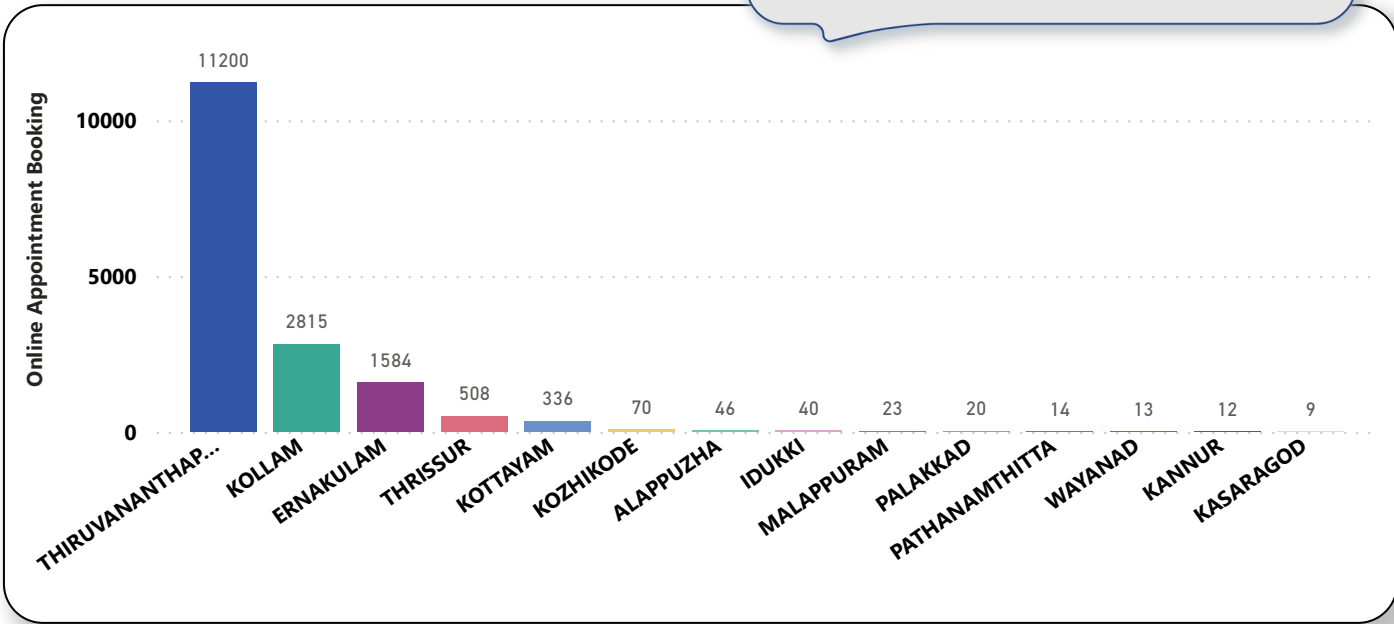
4. Status of Modules started in Hospitals

District wise status of live institutions and the count of various modules [Reception, OP Consultation, Lab, Pharmacy] started.

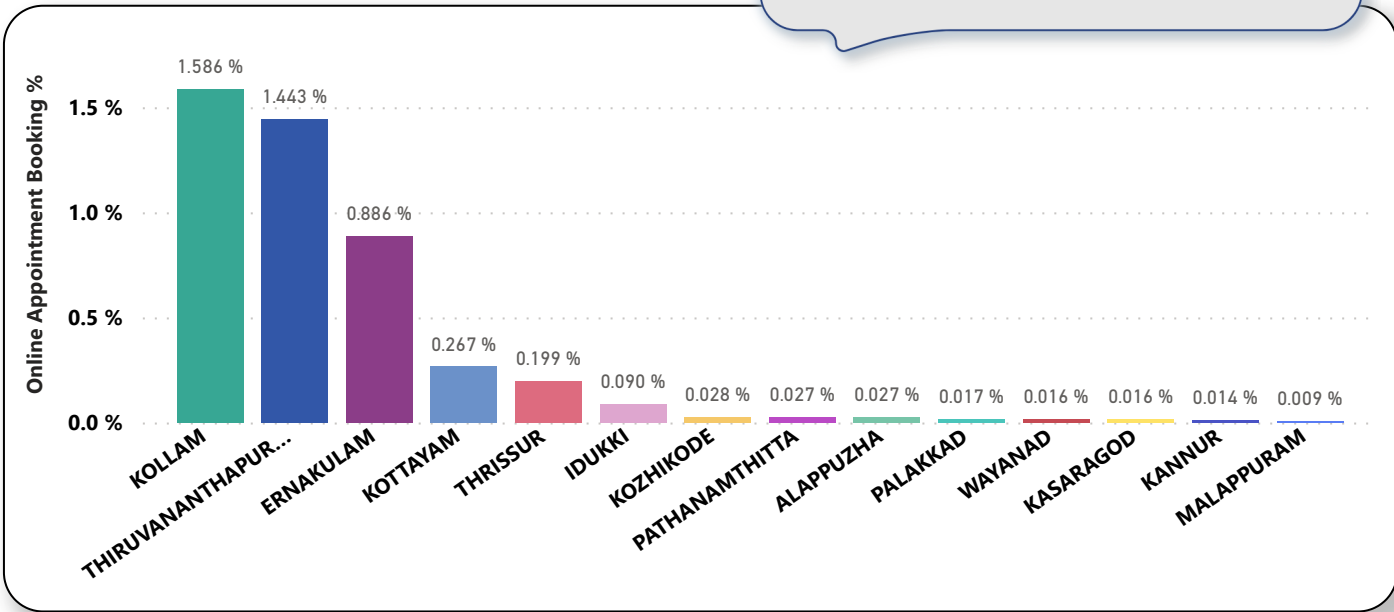
District Name	Live Institutions	Reception	Consultation	Lab	Pharmacy
THIRUVANANTHAPURAM	106	97 (91.5%)	90 (84.9%)	79 (74.5%)	71 (67.%)
THRISSUR	70	55 (78.6%)	52 (74.3%)	46 (65.7%)	48 (68.6%)
KOZHIKODE	56	36 (64.3%)	35 (62.5%)	29 (51.8%)	30 (53.6%)
MALAPPURAM	54	45 (83.3%)	44 (81.5%)	19 (35.2%)	22 (40.7%)
ERNAKULAM	45	29 (64.4%)	25 (55.6%)	13 (28.9%)	15 (33.3%)
PALAKKAD	45	39 (86.7%)	37 (82.2%)	31 (68.9%)	26 (57.8%)
KANNUR	39	26 (66.7%)	25 (64.1%)	21 (53.8%)	22 (56.4%)
KOTTAYAM	32	21 (65.6%)	21 (65.6%)	14 (43.8%)	19 (59.4%)
KOLLAM	31	24 (77.4%)	24 (77.4%)	23 (74.2%)	23 (74.2%)
ALAPPUZHA	30	20 (66.7%)	19 (63.3%)	19 (63.3%)	18 (60.%)
KASARAGOD	23	18 (78.3%)	17 (73.9%)	12 (52.2%)	17 (73.9%)
PATHANAMTHITTA	20	18 (90.%)	16 (80.%)	11 (55.%)	13 (65.%)
IDUKKI	19	18 (94.7%)	17 (89.5%)	11 (57.9%)	16 (84.2%)
WAYANAD	17	16 (94.1%)	16 (94.1%)	14 (82.4%)	15 (88.2%)
Total	587	462 (78.7%)	438 (74.6%)	342 (58.3%)	355 (60.5%)

5. Percentage of Online Appointment Booking in Hospitals

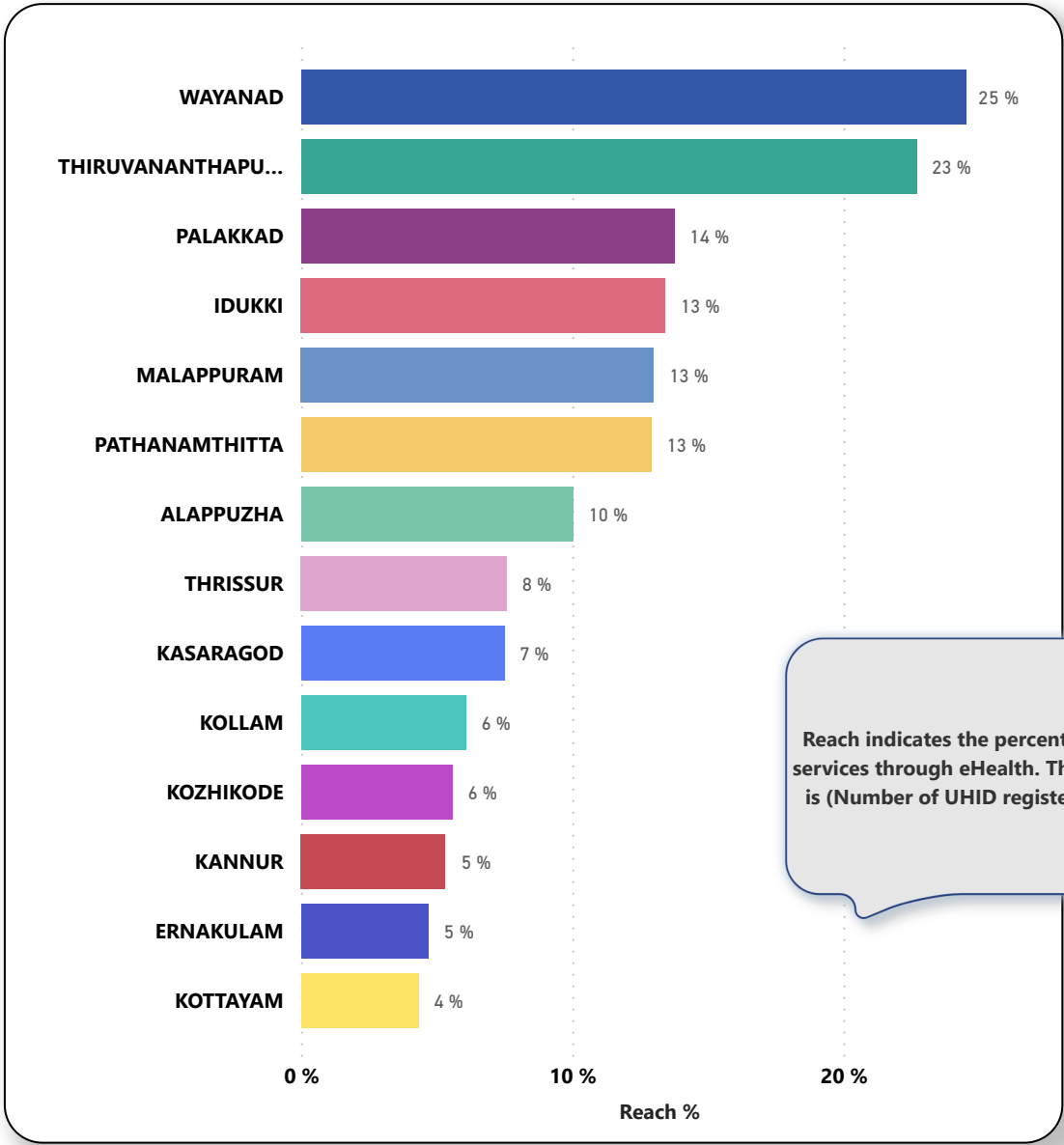
District-wise count of Online appointments taken during the month of April '23. EKM district is at 3rd position in online appointment booking.



District-wise percentage of online appointment booking up on OP visits for the month of April '23. Calculation is performed as (Online Visits / OP Visits) * 100 %.



6. eHealth Performance - Reach



7. Public Health Survey Status

