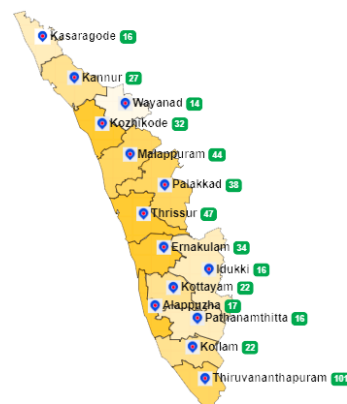


1. eHealth Kerala - Vital Statistics

Live Institutions	19
Medical College Hospitals	0
PHCs/FHCs	16
CHCs	1
DHs/GHs	0
PH Labs	0
Other(Inc UPHCs,Taluk Hospitals)	2



2. Highlights



- The Idukki district is at position 1 in overall performance ranking of districts based on all institutions except Medical Colleges.
- The reception module started in 18 out of 19 Institutions in the Idukki district.
- The district is at position 2 in the house survey completion (43.25%) and at position 5 in member survey completion (0.13%).
- The district stands at position 2 in Pharmacy Usage with 67.47%.
- The district is at position 4 in reach rank which indicates UHID registration proportionate to the population.



- The Idukki district is at position 2 in UHID visits with 57%.
- The Idukki district is at position 4 in OP consultation with 87%.
- Idukki district stands at position 8 in online appointment booking.

3. eHealth - District Ranking Matrix Based on Performance of all Institutions (except Medical Colleges)

The ranking matrix showcase the district performance in providing eHealth services through all institutions (except Medical Colleges) based on six different parameters. These parameters include whether the reception module is started or not, UHID Visits, Doctor Consultation, Pharmacy Usage, Lab Usage and number of Live Institutions. Based on the ranking, the districts are classified into three broad categories, the best performing districts, the average performing districts and the low performing districts.

The best performing districts should strive to continue to remain in the same position, whereas the average performing as well as the low performing districts should strive to reach to the 'top four' league.

The ranking matrix for the month of April '23 is given below:

District	Rank
IDUKKI	1
WAYANAD	1
PATHANAMTHITTA	2
PALAKKAD	3
THRISSUR	4
KOLLAM	5
KANNUR	6
KOTTAYAM	6
THIRUVANANTHAPURAM	6
ALAPPUZHA	7
KASARAGOD	7
KOZHIKODE	8
MALAPPURAM	8
ERNAKULAM	9

- Best performing
- Average performing
- Low performing

3. eHealth - Institution Level Ranking (except Medical Colleges)

Hospital	Rank
FAMILY HEALTH CENTRE ELAMDESOM	1
FAMILY HEALTH CENTRE ALAKODE	2
FAMILY HEALTH CENTRE BISON VALLEY	2
FAMILY HEALTH CENTRE KUMILY	2
FAMILY HEALTH CENTRE KANCHIYAR	3
FAMILY HEALTH CENTRE MARIYAPURAM	3
FAMILY HEALTH CENTRE RAJAKUMARY	3
FAMILY HEALTH CENTRE UDUMBANCHOLA	3
FAMILY HEALTH CENTRE KUDAYATHUR	4
FAMILY HEALTH CENTRE KUMARAMANGALAM	4
FAMILY HEALTH CENTRE KARIMKUNNAM	5
FAMILY HEALTH CENTRE KAMAKSHY	6
FAMILY HEALTH CENTRE VATTAVADA	6
FAMILY HEALTH CENTRE KONNATHADY	7
FAMILY HEALTH CENTRE PERUVANTHANAM	7
COMMUNITY HEALTH CENTRE MUTTOM	8
URBAN PRIMARY HEALTH CENTRE PARAKKADAVU	8
TALUK HEADQUARTERS HOSPITAL NEDUMKANDAM	9

3.1 eHealth Performance - Reception Module

Reception Module is considered to be functional in an institution only if the number of total visits for the month is of minimum 500.

Reception module started in 18 of 19 institutions

District	Institution Count	Institutions with Reception	% of institutions with Reception
IDUKKI	19	18	95.00 %
KOLLAM	30	28	93.00 %
THIRUVANANTHAPURAM	102	93	91.00 %
PATHANAMTHITTA	19	17	89.00 %
WAYANAD	17	15	88.00 %
KASARAGOD	23	20	87.00 %
PALAKKAD	44	38	86.00 %
MALAPPURAM	53	45	85.00 %
THRISSUR	69	54	78.00 %
KANNUR	39	28	72.00 %
KOZHIKODE	54	37	69.00 %
ALAPPUZHA	29	19	66.00 %
KOTTAYAM	31	20	65.00 %
ERNAKULAM	44	28	64.00 %

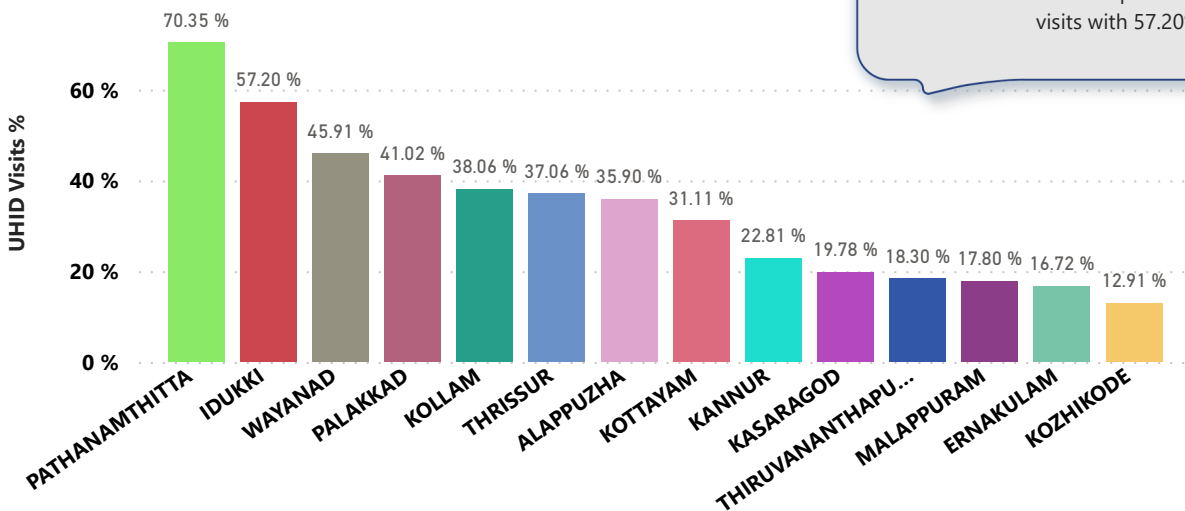
Institutions where the reception module is either not started or not using

Hospital Name

Family Health Centre Arakulam

3.2 e-Health Performance - UHID Visits

UHID Visit % is calculated as (UHID Visits / Total Visit) *100



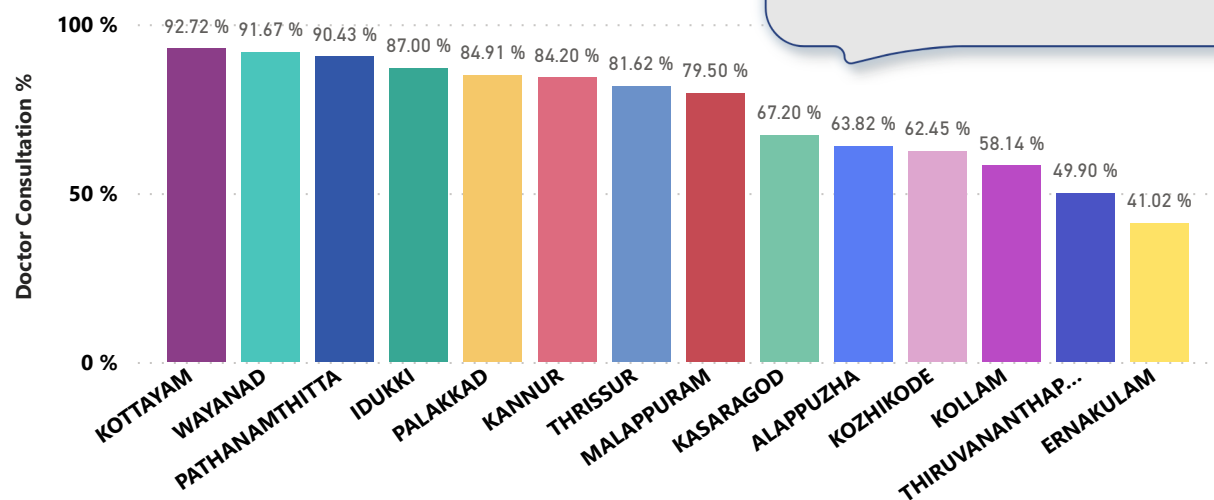
Idukki district is at position 2 in UHID visits with 57.20%.

Institutions based on UHID Visits

Hospital	UHID Visit %
Family Health Centre Alakode	81.00 %
Family Health Centre Kudayathur	77.00 %
Family Health Centre Kumaramangalam	75.00 %
Family Health Centre Bison Valley	74.00 %
Family Health Centre Elamdesom	72.00 %
Family Health Centre Peruvanthanam	69.00 %
Family Health Centre Konnathady	68.00 %
Family Health Centre Karimkunnam	67.00 %
Family Health Centre Mariyapuram	63.00 %
Family Health Centre Rajakumary	60.00 %
Family Health Centre Kanchiyar	54.00 %
Family Health Centre Kumily	53.00 %
Family Health Centre Kamakshy	42.00 %
Urban Primary Health Centre Parakkadavu	40.00 %
Family Health Centre Vattavada	39.00 %
Family Health Centre Udumbanchola	34.00 %
Community Health Centre Muttom	30.00 %

Institutions with atleast 100 UHID visits are listed here.

3.3 e-Health Performance - Doctor Consultation



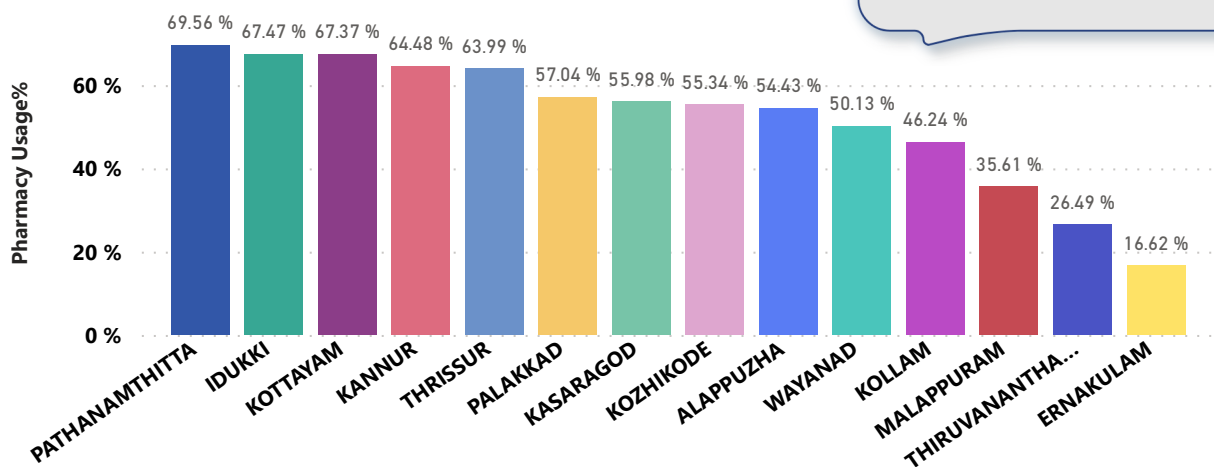
Doctor Consultation Percentage in all Institutions

Hospital	Doctor Consultation %
Family Health Centre Kudayathur	99.75 %
Family Health Centre Kumily	99.64 %
Family Health Centre Elamdesom	99.43 %
Family Health Centre Udumbanchola	99.40 %
Family Health Centre Kanchiyar	97.29 %
Family Health Centre Rajakumary	94.42 %
Family Health Centre Alakode	94.38 %
Community Health Centre Muttom	93.79 %
Family Health Centre Kumaramangalam	88.52 %
Family Health Centre Bison Valley	88.14 %
Family Health Centre Mariyapuram	82.38 %
Family Health Centre Vattavada	79.06 %
Family Health Centre Konnathady	74.57 %
Family Health Centre Kamakshy	70.93 %
Urban Primary Health Centre Parakkadavu	70.01 %
Family Health Centre Karimkunnam	69.43 %

3.4 e-Health Performance - Pharmacy Usage

Pharmacy usage is calculated as (Pharmacy Prescription Count / Total Visits) *100

The district stands at position 2 in Pharmacy Usage with 67.47%.



Pharmacy Usage in all Institutions

Hospital	Pharmacy Usage %
Family Health Centre Kumily	90.00 %
Family Health Centre Alakode	88.00 %
Family Health Centre Elamdesom	87.00 %
Family Health Centre Udumbanchola	87.00 %
Family Health Centre Rajakumary	86.00 %
Family Health Centre Bison Valley	85.00 %
Family Health Centre Kumaramangalam	76.00 %
Family Health Centre Vattavada	76.00 %
Family Health Centre Mariyapuram	75.00 %
Family Health Centre Kamakshy	65.00 %
Family Health Centre Karimkunnam	62.00 %
Family Health Centre Kanchiyar	60.00 %
Family Health Centre Konnathady	59.00 %
Urban Primary Health Centre Parakkadavu	58.00 %
Family Health Centre Kudayathur	57.00 %
Family Health Centre Peruvanthanam	43.00 %
Community Health Centre Muttom	0.00 %

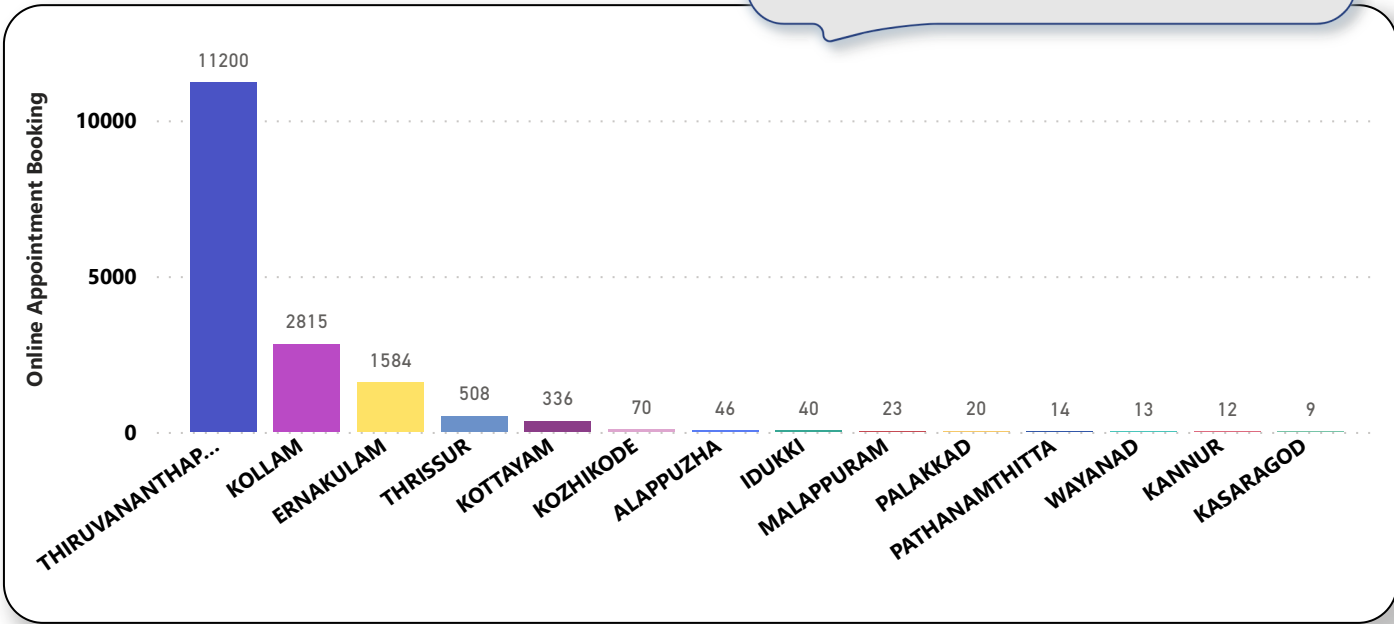
4. Status of Modules started in Hospitals

District wise status of live institutions and the count of various modules [Reception, OP Consultation, Lab, Pharmacy] started.

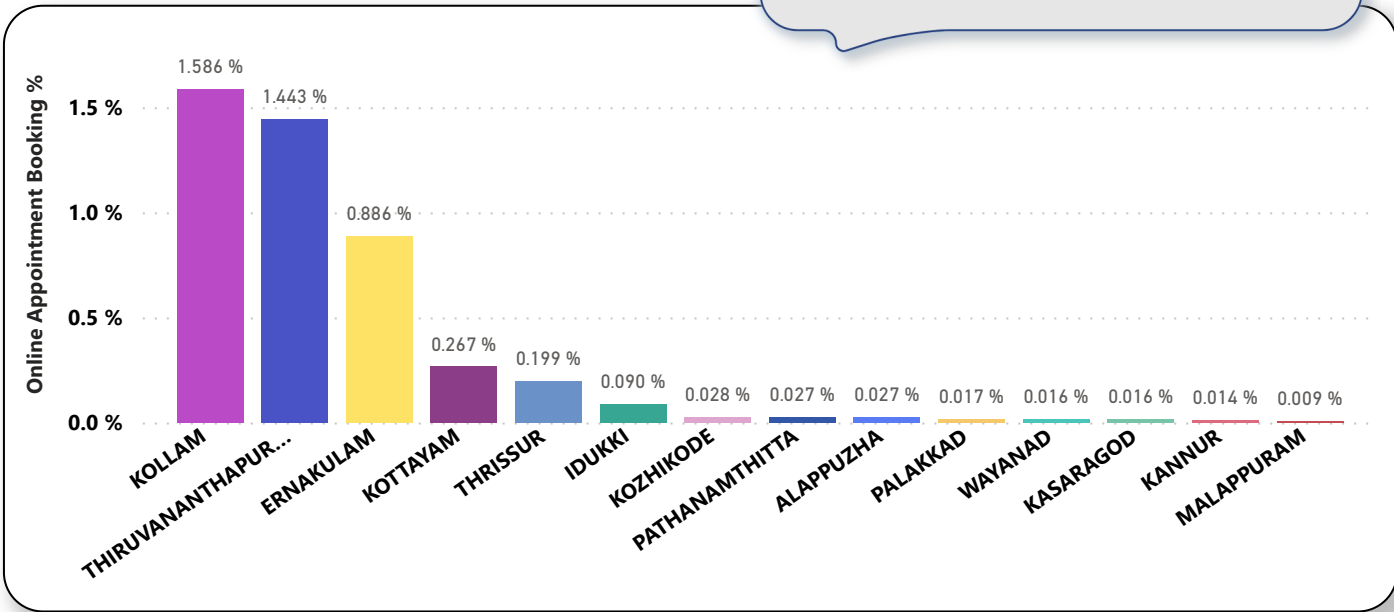
District Name	Live Institutions	Reception	Consultation	Lab	Pharmacy
THIRUVANANTHAPURAM	106	97 (91.5%)	90 (84.9%)	79 (74.5%)	71 (67.%)
THRISSUR	70	55 (78.6%)	52 (74.3%)	46 (65.7%)	48 (68.6%)
KOZHIKODE	56	36 (64.3%)	35 (62.5%)	29 (51.8%)	30 (53.6%)
MALAPPURAM	54	45 (83.3%)	44 (81.5%)	19 (35.2%)	22 (40.7%)
ERNAKULAM	45	29 (64.4%)	25 (55.6%)	13 (28.9%)	15 (33.3%)
PALAKKAD	45	39 (86.7%)	37 (82.2%)	31 (68.9%)	26 (57.8%)
KANNUR	39	26 (66.7%)	25 (64.1%)	21 (53.8%)	22 (56.4%)
KOTTAYAM	32	21 (65.6%)	21 (65.6%)	14 (43.8%)	19 (59.4%)
KOLLAM	31	24 (77.4%)	24 (77.4%)	23 (74.2%)	23 (74.2%)
ALAPPUZHA	30	20 (66.7%)	19 (63.3%)	19 (63.3%)	18 (60.%)
KASARAGOD	23	18 (78.3%)	17 (73.9%)	12 (52.2%)	17 (73.9%)
PATHANAMTHITTA	20	18 (90.%)	16 (80.%)	11 (55.%)	13 (65.%)
IDUKKI	19	18 (94.7%)	17 (89.5%)	11 (57.9%)	16 (84.2%)
WAYANAD	17	16 (94.1%)	16 (94.1%)	14 (82.4%)	15 (88.2%)
Total	587	462 (78.7%)	438 (74.6%)	342 (58.3%)	355 (60.5%)

5. Percentage of Online Appointment Booking in Hospitals

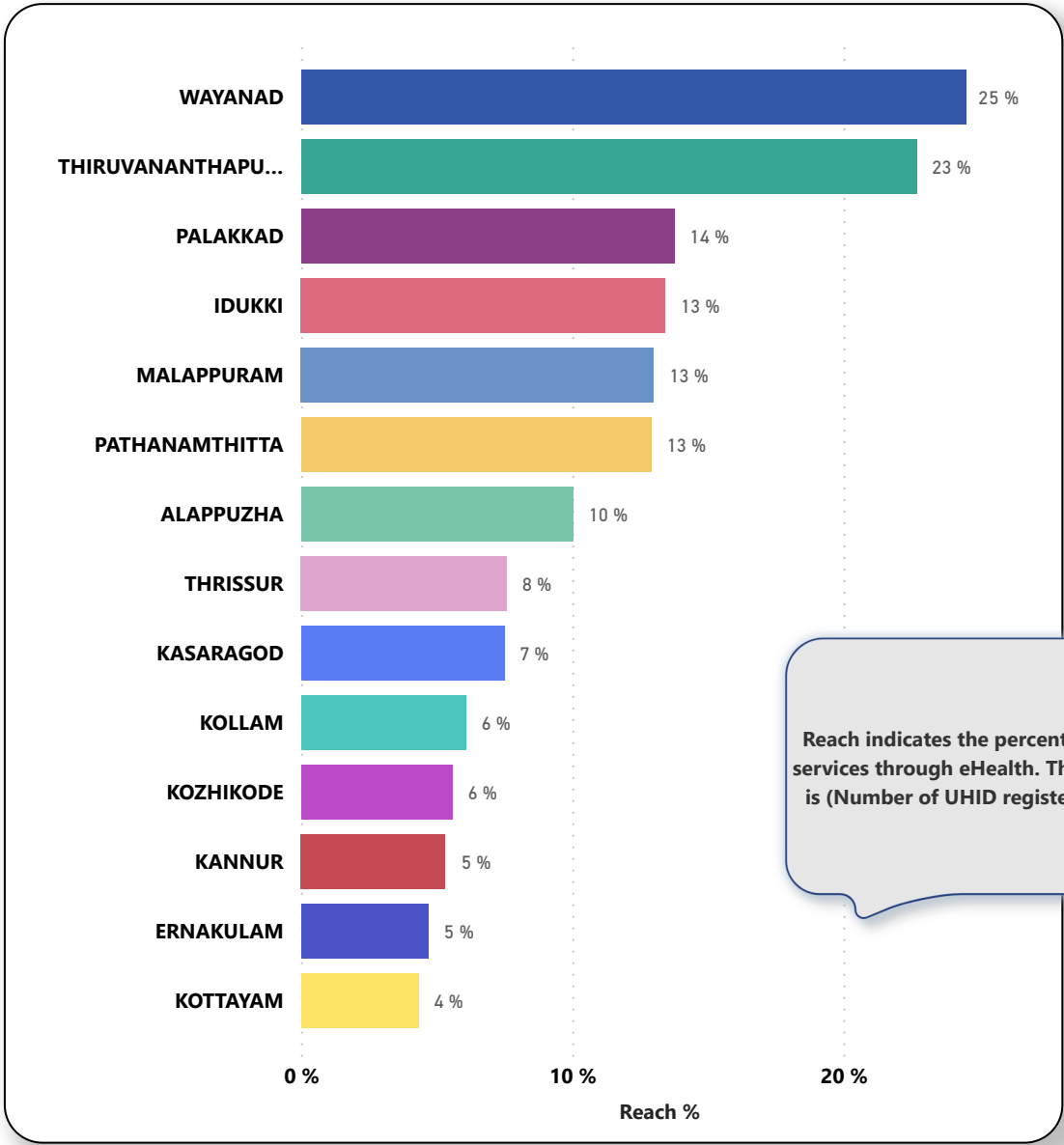
District-wise count of online appointments taken during the month of April '23. Idukki district stands at position 8 in online appointment booking.



District-wise percentage of online appointment booking up on OP visits for the month of April '23. Calculation is performed as (Online Visits / OP Visits) * 100 %.



6. eHealth Performance - Reach



7. Public Health Survey Status

