

1. eHealth Kerala - Vital Statistics

Live Institutions	56
Medical College Hospitals	2
PHCs/FHCs	39
CHCs	3
DHs/GHs	2
PH Labs	0
Other(Inc UPHCs,Taluk Hospitals)	10



2. Highlights



- eHealth rolled out in 1 new institution during the month of April'23 in Kozhikode district.
- Reception module started in 37 of 54 institutions of the district.
- KOZ district is at position 6 in online appointment bookings.



- The district is at position 8 in overall ranking based on district performance in providing eHealth services through all institutions except Medical Colleges.
- KOZ district is at position 11 in OP consultation with 62.45%.
- KOZ district is at position 14 in UHID Visits with the value of nearly 12.91%.
- The KOZ district is at position 8 in Pharmacy Usage with 55.34%.
- The district is at position 13 in house survey completion(.05%) and at position 11 in member survey completion(0.02%)

3. eHealth - District Ranking Matrix Based on Performance of all Institutions (except Medical Colleges)

The ranking matrix showcase the district performance in providing eHealth services through all institutions (except Medical Colleges) based on six different parameters. These parameters include whether the reception module is started or not, UHID Visits, Doctor Consultation, Pharmacy Usage, Lab Usage and number of Live Institutions. Based on the ranking, the districts are classified into three broad categories, the best performing districts, the average performing districts and the low performing districts.

The best performing districts should strive to continue to remain in the same position, whereas the average performing as well as the low performing districts should strive to reach to the 'top four' league.

The ranking matrix for the month of April '23 is given below:

District	Rank
IDUKKI	1
WAYANAD	1
PATHANAMTHITTA	2
PALAKKAD	3
THRISSUR	4
KOLLAM	5
KANNUR	6
KOTTAYAM	6
THIRUVANANTHAPURAM	6
ALAPPUZHA	7
KASARAGOD	7
KOZHIKODE	8
MALAPPURAM	8
ERNAKULAM	9

- Best performing
- Average performing
- Low performing

3. eHealth - Institution Level Ranking (except Medical Colleges)

Hospital	Rank
FAMILY HEALTH CENTRE THIRUVAMBADI	1
FAMILY HEALTH CENTRE MOODADI	2
URBAN PRIMARY HEALTH CENTRE PAYYANAKKAL	2
COMMUNITY HEALTH CENTRE THIRUVANGOOR	3
FAMILY HEALTH CENTRE ARIKKULAM	3
FAMILY HEALTH CENTRE IRINGAL KOTTAKKAL	3
FAMILY HEALTH CENTRE KAKKODI	3
FAMILY HEALTH CENTRE MANIYOOR	3
URBAN PRIMARY HEALTH CENTRE KALLUNIRA	3
URBAN PRIMARY HEALTH CENTRE KINASSERY	3
FAMILY HEALTH CENTRE ATHOLI	4
FAMILY HEALTH CENTRE AYANCHERY	4
FAMILY HEALTH CENTRE KUNNAMANGALAM	4
URBAN PRIMARY HEALTH CENTRE PAYYOLI	4
FAMILY HEALTH CENTRE AZHIYUR	5
FAMILY HEALTH CENTRE MADAVOOR KOZHIKODE	5
FAMILY HEALTH CENTRE MARUTHONKARA	5
FAMILY HEALTH CENTRE PANANGAD	5
FAMILY HEALTH CENTRE PUDUPPADI	5

Hospital	Rank
FAMILY HEALTH CENTRE CHORODE	12
COMMUNITY HEALTH CENTRE ULLIYERI	11
DISTRICT HOSPITAL VADAKARA	11
FAMILY HEALTH CENTRE CHANGAROTH	11
FAMILY HEALTH CENTRE CHEKKIAD	11
TALUK HOSPITAL FEROKE	11
TALUK HOSPITAL PERAMBRA	11
FAMILY HEALTH CENTRE KODIYATHUR	10
FAMILY HEALTH CENTRE CHALIYAM	9
FAMILY HEALTH CENTRE BEYPORE	8
FAMILY HEALTH CENTRE KODARANJI	8
TALUK HOSPITAL KUTTIADI	8
COMMUNITY HEALTH CENTRE MOKKAM	7
FAMILY HEALTH CENTRE MEPPAYYUR	6
FAMILY HEALTH CENTRE NOCHAD	6
FAMILY HEALTH CENTRE AZHIYUR	5
FAMILY HEALTH CENTRE MADAVOOR KOZHIKODE	5
FAMILY HEALTH CENTRE MARUTHONKARA	5
FAMILY HEALTH CENTRE PANANGAD	5
FAMILY HEALTH CENTRE PUDUPPADI	5
FAMILY HEALTH CENTRE PUTHIYAPPA	5
FAMILY HEALTH CENTRE RAMANATUKARA	5
FAMILY HEALTH CENTRE VADAKARA	5

3.1 eHealth Performance - Reception Module

Reception Module is considered to be functional in an institution only if the number of total visits for the month is of minimum 500.

Reception module started in 37 of 54 institutions

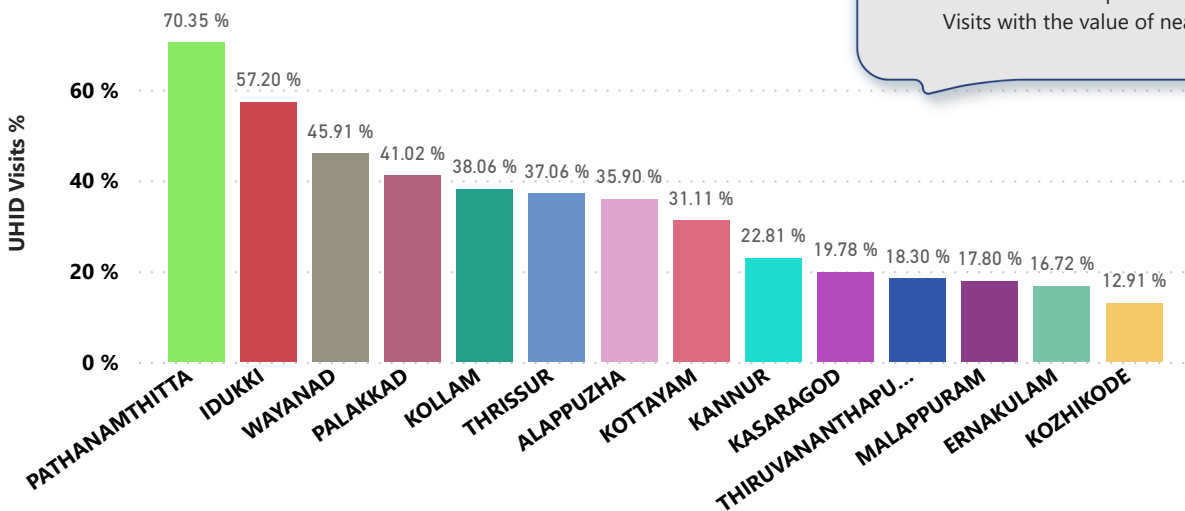
District	Institution Count	Institutions with Reception	% of institutions with Reception
IDUKKI	19	18	95.00 %
KOLLAM	30	28	93.00 %
THIRUVANANTHAPURAM	102	93	91.00 %
PATHANAMTHITTA	19	17	89.00 %
WAYANAD	17	15	88.00 %
KASARAGOD	23	20	87.00 %
PALAKKAD	44	38	86.00 %
MALAPPURAM	53	45	85.00 %
THRISSUR	69	54	78.00 %
KANNUR	39	28	72.00 %
KOZHIKODE	54	37	69.00 %
ALAPPUZHA	29	19	66.00 %
KOTTAYAM	31	20	65.00 %
ERNAKULAM	44	28	64.00 %

Hospital Name
Family Health Centre Chengottukavu
Family Health Centre Chorode
Family Health Centre Eramangalam
Family Health Centre Irivallur
Family Health Centre Karassery
Family Health Centre Kayakkody
Family Health Centre Kodenchery
Family Health Centre Kottur
Family Health Centre Mangad
Family Health Centre Naripatta
Family Health Centre Perumanna
Family Health Centre Peruvannamuzhi
Family Health Centre Puramery
Family Health Centre Vanimal
General Hospital Kozhikode
Taluk Headquarters Hospital Koyilandy
Taluk Hospital Nadapuram

Institutions where the reception module is either not started or not using

3.2 e-Health Performance - UHID Visits

UHID Visit % is calculated as (UHID Visits / Total Visit) *100



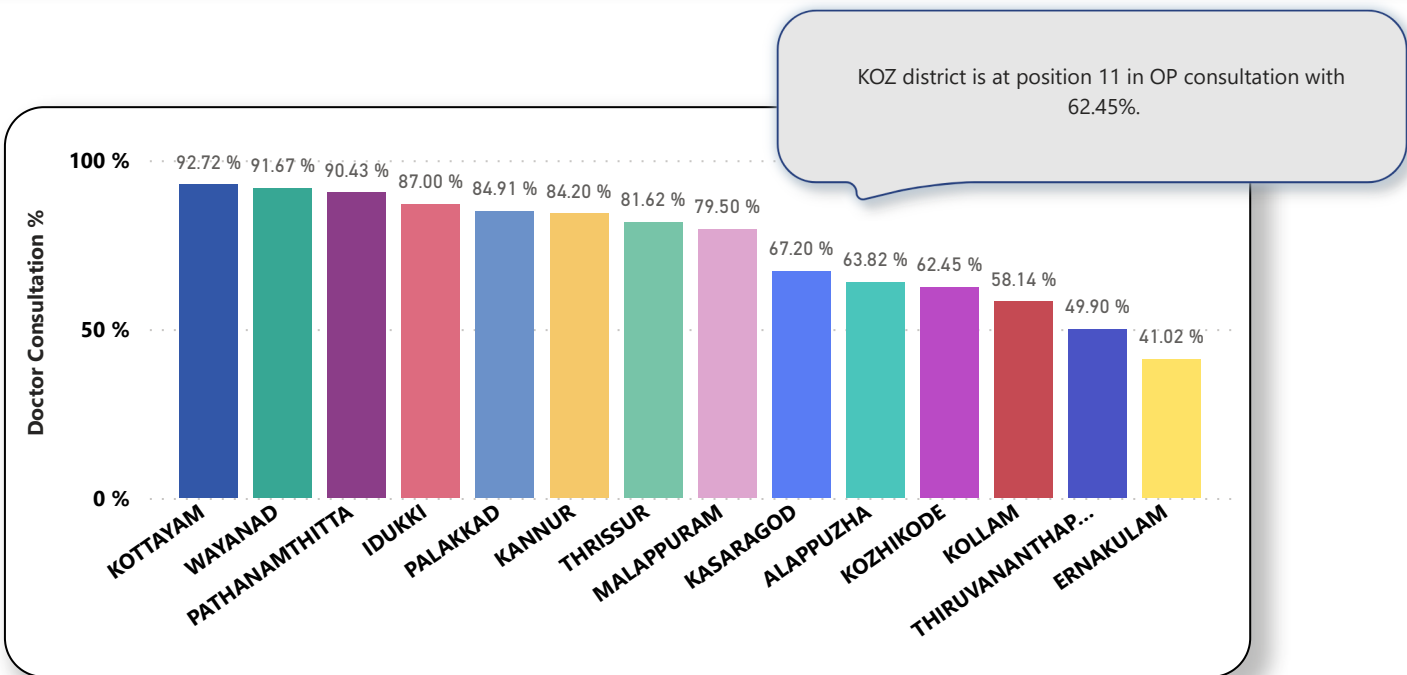
Institutions based on UHID Visits

Institutions with atleast 100 UHID visits are listed here.

Hospital	UHID Visit %
Community Health Centre Thiruvangoor	48.00 %
Family Health Centre Moodadi	46.00 %
Family Health Centre Arikkulam	43.00 %
Family Health Centre Panangad	40.00 %
Family Health Centre Thiruvambadi	40.00 %
Urban Primary Health Centre Kallunira	31.00 %
Family Health Centre Koodaranji	28.00 %
Family Health Centre Atholi	26.00 %
Family Health Centre Maruthonkara	26.00 %
Family Health Centre Madavoor Kozhikode	25.00 %
Family Health Centre Azhiyur	24.00 %
Family Health Centre Kodiyaathur	24.00 %
Urban Primary Health Centre Payyanakkal	23.00 %

Hospital	UHID Visit %
District Hospital Vadakara	1.00 %
Taluk Hospital Feroke	1.00 %
Community Health Centre Mookam	2.00 %
Family Health Centre Ramanatukara	2.00 %
Taluk Hospital Kuttiadi	2.00 %
Family Health Centre Vadakara	5.00 %
Taluk Hospital Perambra	5.00 %
Community Health Centre Ulliyeri	10.00 %
Urban Primary Health Centre Feroke	11.00 %
Family Health Centre Meppayyur	12.00 %
Family Health Centre Maniyoore	14.00 %
Family Health Centre Iringal Kottakkal	17.00 %
Urban Primary Health Centre Payyoli	19.00 %

3.3 e-Health Performance - Doctor Consultation



Doctor Consultation Percentage in all Institutions

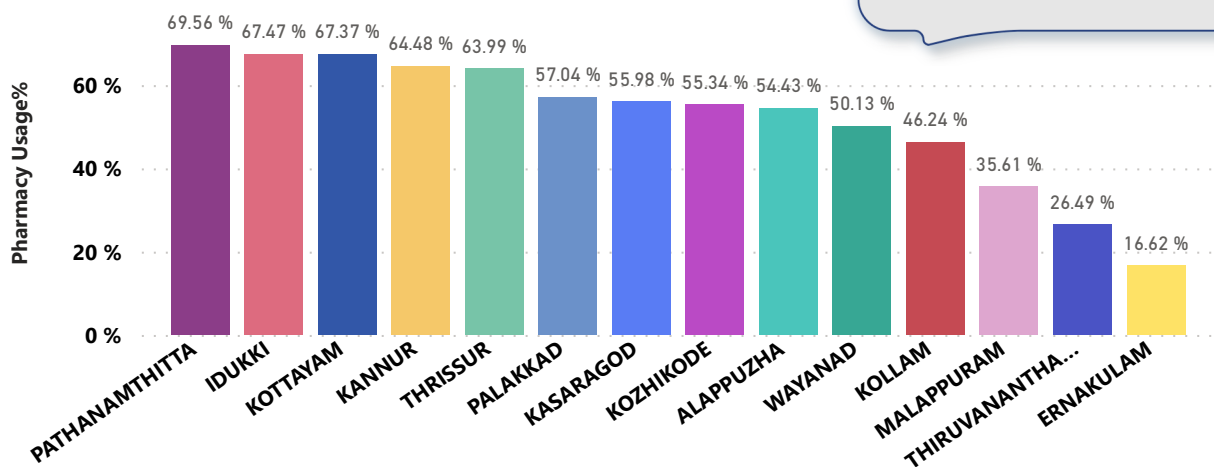
Hospital	Doctor Consultation %
Family Health Centre Iringal Kottakkal	99.98 %
Family Health Centre Madavoor Kozhikode	99.75 %
Family Health Centre Kakkodi	99.36 %
Family Health Centre Thiruvambadi	99.30 %
Family Health Centre Vadakara	99.26 %
Family Health Centre Atholi	99.11 %
Urban Primary Health Centre Feroke	98.58 %
Family Health Centre Ramanatukara	98.14 %
Family Health Centre Moodadi	98.02 %
Family Health Centre Kunnamangalam	97.77 %
Community Health Centre Thiruvangoor	97.69 %
Family Health Centre Koodaranji	97.37 %
Urban Primary Health Centre Kallunira	97.05 %
Family Health Centre Azhiyur	96.73 %

Hospital	Doctor Consultation %
Community Health Centre Ulliyeri	0.00 %
Family Health Centre Kodyathur	0.00 %
Taluk Hospital Feroke	0.00 %
District Hospital Vadakara	6.45 %
Taluk Hospital Perambra	18.59 %
Taluk Hospital Kuttiadi	79.40 %
Community Health Centre Mookkam	82.09 %
Family Health Centre Meppayyur	86.14 %
Family Health Centre Panangad	89.48 %
Family Health Centre Maruthonkara	91.68 %
Urban Primary Health Centre Payyoli	92.72 %
Family Health Centre Maniyoore	92.97 %
Family Health Centre Arikkulam	93.41 %
Urban Primary Health Centre Payyanakkal	94.52 %
Family Health Centre Puduppadi	96.39 %

3.4 e-Health Performance - Pharmacy Usage

Pharmacy usage is calculated as (Pharmacy Prescription Count / Total Visits) *100

The KOZ district is at position 8 in Pharmacy Usage with 55.34%.



Pharmacy Usage in all Institutions

Hospital	Pharmacy Usage %
Family Health Centre Ayanchery	95.00 %
Family Health Centre Madavoor Kozhikode	94.00 %
Urban Primary Health Centre Feroke	94.00 %
Urban Primary Health Centre Kallunira	93.00 %
Family Health Centre Vadakara	92.00 %
Family Health Centre Maniyoore	91.00 %
Community Health Centre Thiruvangoor	90.00 %
Family Health Centre Atholi	90.00 %
Family Health Centre Iringal Kottakkal	89.00 %
Family Health Centre Moodadi	89.00 %
Family Health Centre Ramanatukara	89.00 %
Family Health Centre Maruthonkara	88.00 %
Family Health Centre Thiruvambadi	87.00 %
Urban Primary Health Centre Pavvanakkal	87.00 %

Hospital	Pharmacy Usage %
Community Health Centre Ulliyeri	0.00 %
Family Health Centre Kodiyathur	0.00 %
Family Health Centre Koodaranji	0.00 %
Taluk Hospital Feroke	0.00 %
District Hospital Vadakara	5.00 %
Taluk Hospital Perambra	15.00 %
Family Health Centre Puduppadi	71.00 %
Taluk Hospital Kuttiadi	71.00 %
Community Health Centre Mookkam	78.00 %
Family Health Centre Panangad	81.00 %
Family Health Centre Kakkodi	82.00 %
Family Health Centre Kunnamangalam	84.00 %
Family Health Centre Meppayyur	84.00 %
Family Health Centre Arikkulam	85.00 %
Family Health Centre Azhiyur	86.00 %
Urban Primary Health Centre Payyoli	86.00 %

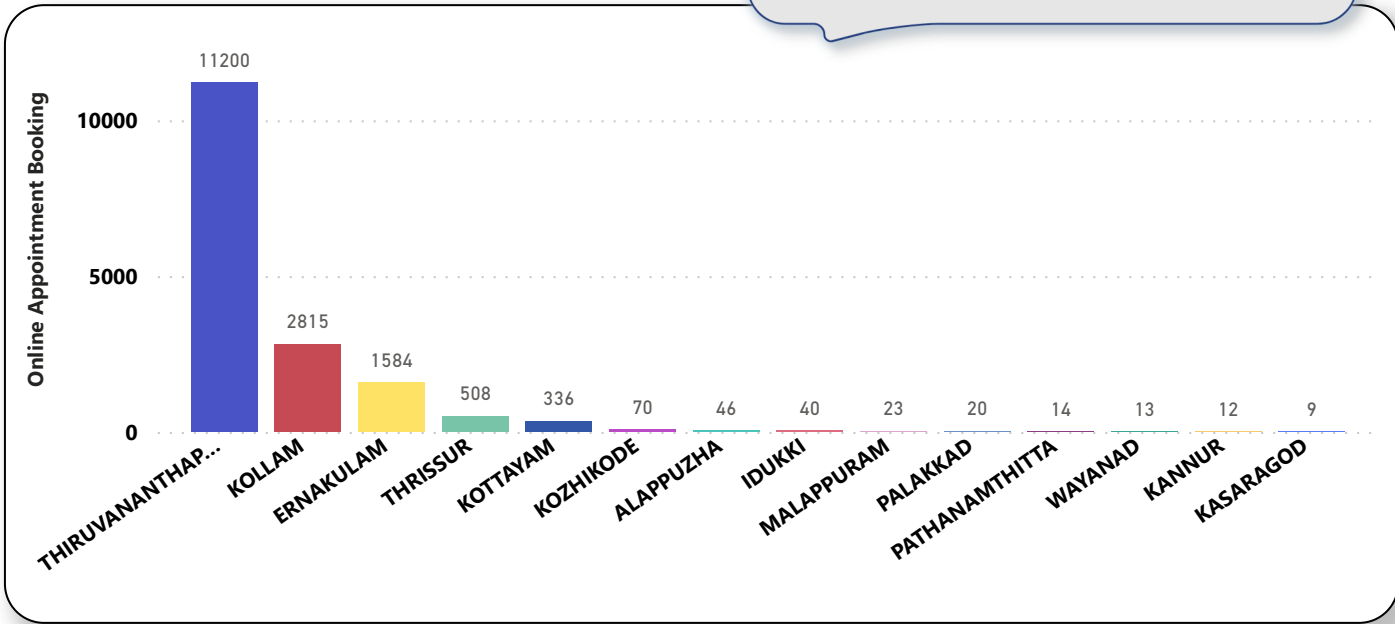
4. Status of Modules started in Hospitals

District wise status of live institutions and the count of various modules [Reception, OP Consultation, Lab, Pharmacy] started.

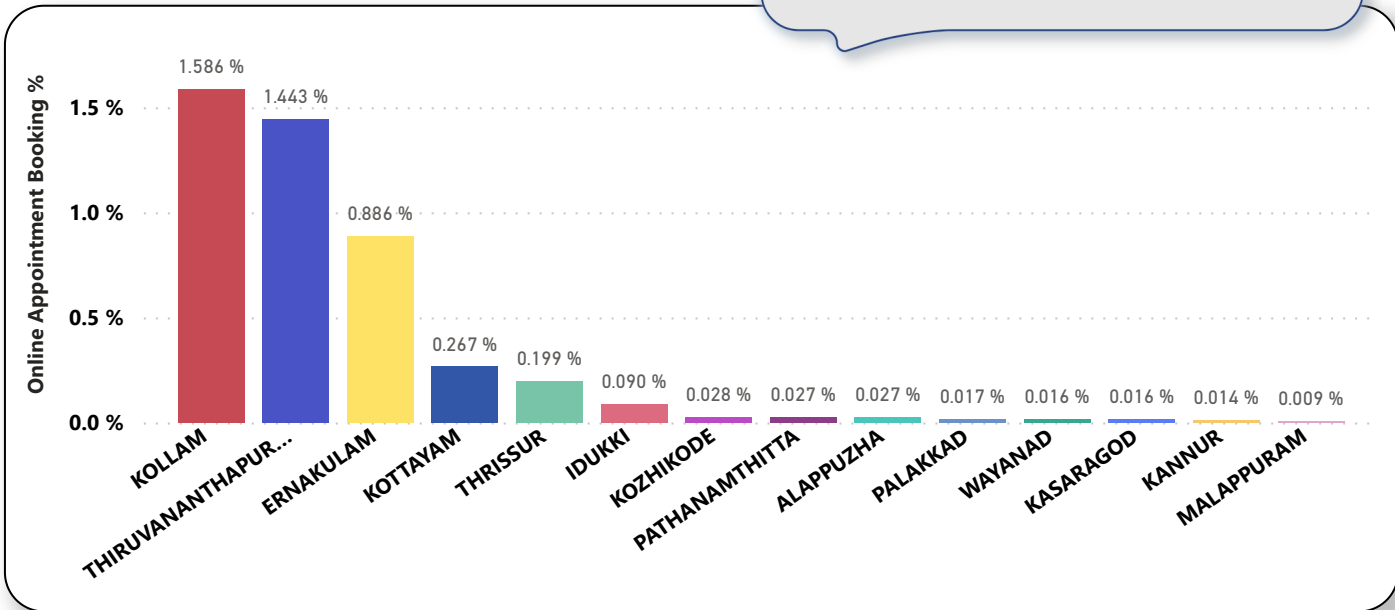
District Name	Live Institutions	Reception	Consultation	Lab	Pharmacy
THIRUVANANTHAPURAM	106	97 (91.5%)	90 (84.9%)	79 (74.5%)	71 (67.%)
THRISSUR	70	55 (78.6%)	52 (74.3%)	46 (65.7%)	48 (68.6%)
KOZHIKODE	56	36 (64.3%)	35 (62.5%)	29 (51.8%)	30 (53.6%)
MALAPPURAM	54	45 (83.3%)	44 (81.5%)	19 (35.2%)	22 (40.7%)
ERNAKULAM	45	29 (64.4%)	25 (55.6%)	13 (28.9%)	15 (33.3%)
PALAKKAD	45	39 (86.7%)	37 (82.2%)	31 (68.9%)	26 (57.8%)
KANNUR	39	26 (66.7%)	25 (64.1%)	21 (53.8%)	22 (56.4%)
KOTTAYAM	32	21 (65.6%)	21 (65.6%)	14 (43.8%)	19 (59.4%)
KOLLAM	31	24 (77.4%)	24 (77.4%)	23 (74.2%)	23 (74.2%)
ALAPPUZHA	30	20 (66.7%)	19 (63.3%)	19 (63.3%)	18 (60.%)
KASARAGOD	23	18 (78.3%)	17 (73.9%)	12 (52.2%)	17 (73.9%)
PATHANAMTHITTA	20	18 (90.%)	16 (80.%)	11 (55.%)	13 (65.%)
IDUKKI	19	18 (94.7%)	17 (89.5%)	11 (57.9%)	16 (84.2%)
WAYANAD	17	16 (94.1%)	16 (94.1%)	14 (82.4%)	15 (88.2%)
Total	587	462 (78.7%)	438 (74.6%)	342 (58.3%)	355 (60.5%)

5. Percentage of Online Appointment Booking in Hospitals

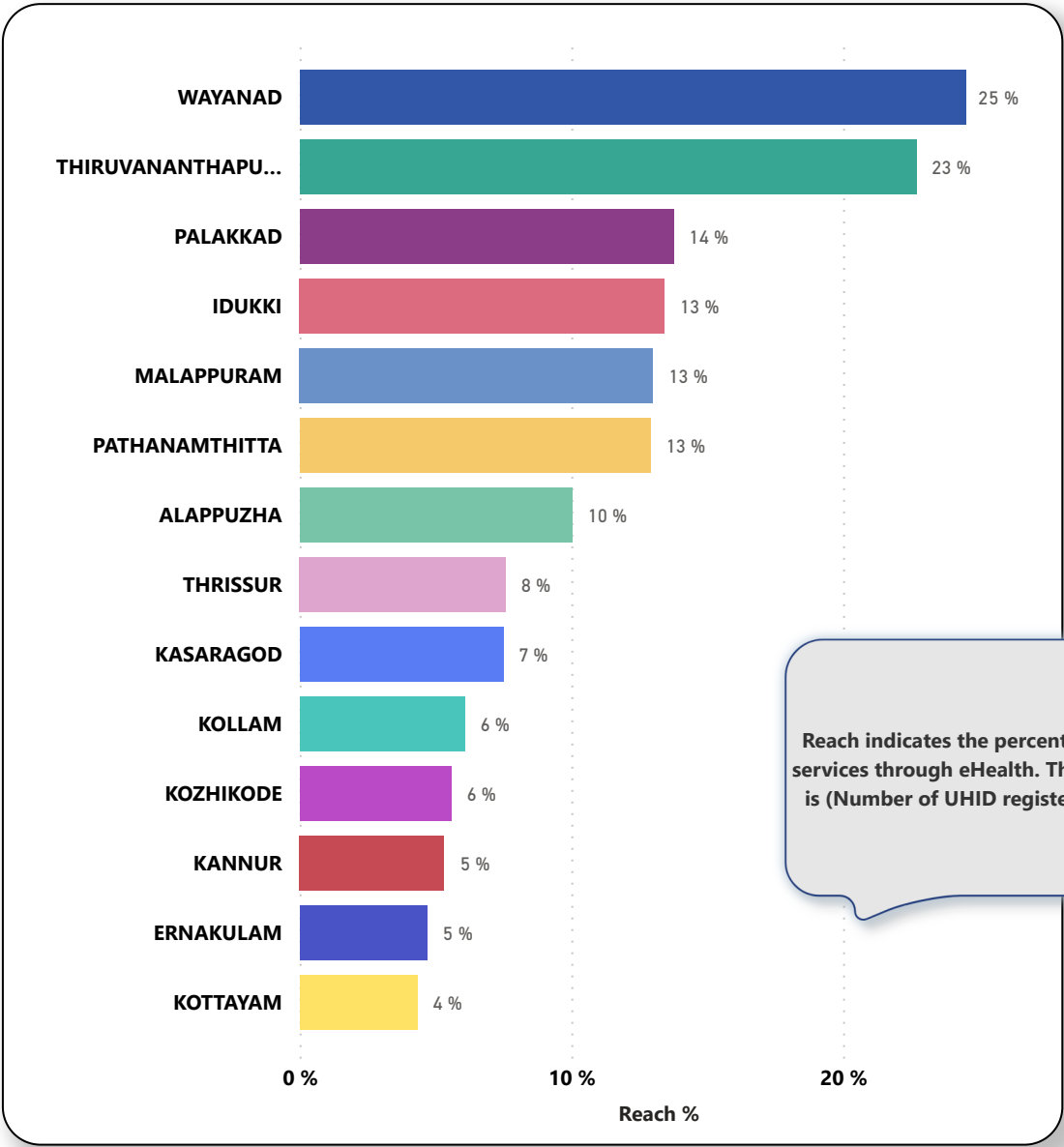
District-wise count of Online appointments taken during the month of April '23. KOZ district is at position 6 in online appointment bookings.



District-wise percentage of online appointment booking up on OP visits for the month of April '23. Calculation is performed as (Online Visits / OP Visits) * 100 %.



6. eHealth Performance - Reach



7. Public Health Survey Status

