

1. eHealth Kerala - Vital Statistics

Live Institutions	31
Medical College Hospitals	1
PHCs/FHCs	27
CHCs	0
DHs/GHs	0
PH Labs	0
Other(Inc UPHCs,Taluk Hospitals)	3



2. Highlights



- The district is at position 4 in overall ranking based on district performance in providing eHealth services through all institutions except Medical Colleges.
- Reception module started in 28 of 30 institutions of the district.
- Kollam district is at position 2 in the Online Appointment Booking.
- Kollam district is at position 5 in UHID Visits with 38.06%.



- Kollam district is at 12th position in Doctor Consultation with 58%.
- The district is at position 10 in reach rank which indicates number of UHID registered among the entire population.
- The Kollam district is at position 11 in Pharmacy usage with 46% .
- The district is at position 11 in house survey completion(0.64%) and at position 9 in member survey completion(0.03%)

3. eHealth - District Ranking Matrix Based on Performance of all Institutions (except Medical Colleges)

The ranking matrix showcase the district performance in providing eHealth services through all institutions (except Medical Colleges) based on six different parameters. These parameters include whether the reception module is started or not, UHID Visits, Doctor Consultation, Pharmacy Usage, Lab Usage and number of Live Institutions. Based on the ranking, the districts are classified into three broad categories, the best performing districts, the average performing districts and the low performing districts.

The best performing districts should strive to continue to remain in the same position, whereas the average performing as well as the low performing districts should strive to reach to the 'top four' league.

The ranking matrix for the month of April '23 is given below:

District	Rank
IDUKKI	1
WAYANAD	1
PATHANAMTHITTA	2
PALAKKAD	3
THRISSUR	4
KOLLAM	5
KANNUR	6
KOTTAYAM	6
THIRUVANANTHAPURAM	6
ALAPPUZHA	7
KASARAGOD	7
KOZHIKODE	8
MALAPPURAM	8
ERNAKULAM	9

- Best performing
- Average performing
- Low performing

3. eHealth - Institution Level Ranking (except Medical Colleges)

Hospital	Rank
FAMILY HEALTH CENTRE MAYYANAD CKM	1
FAMILY HEALTH CENTRE SAKTHIKULANGARA	1
FAMILY HEALTH CENTRE SREENARAYANAPURAM	1
FAMILY HEALTH CENTRE THEKKUMBHAGAM	1
FAMILY HEALTH CENTRE THENMALA	1
FAMILY HEALTH CENTRE UMMANNOOR	1
FAMILY HEALTH CENTRE VELIYAM	1
URBAN PRIMARY HEALTH CENTRE ULIYAKOVIL	1
FAMILY HEALTH CENTRE KULASEKHARAPURAM	2
FAMILY HEALTH CENTRE POOYAPPALLY	2
URBAN PRIMARY HEALTH CENTRE MUNDAKKAL	2
FAMILY HEALTH CENTRE CHAVARA	3
FAMILY HEALTH CENTRE ELAMPALLOOR	3
FAMILY HEALTH CENTRE EZHUKONE PAVITHRESWARAM	3
FAMILY HEALTH CENTRE AZHEEKKAL	4
FAMILY HEALTH CENTRE EZHUKONE	4
FAMILY HEALTH CENTRE PERUMON	4
FAMILY HEALTH CENTRE THAZHAVA	4
FAMILY HEALTH CENTRE ALAPPAD	5
FAMILY HEALTH CENTRE NEDUVATHOOR	5
FAMILY HEALTH CENTRE MANCODE CHITHARA	6
FAMILY HEALTH CENTRE VALLIKKAVU	7
FAMILY HEALTH CENTRE CHATHANNOOR	8
FAMILY HEALTH CENTRE VILAKKUDY	8
FAMILY HEALTH CENTRE PIRAVANTHOOR	9
FAMILY HEALTH CENTRE KARAVALLUR	10
FAMILY HEALTH CENTRE PERINAD	10
TALUK HEADQUARTERS HOSPITAL PUNALUR	11
FAMILY HEALTH CENTRE KALLADA WEST	12

3.1 eHealth Performance - Reception Module

Reception Module is considered to be functional in an institution only if the number of total visits for the month is of minimum 500.

Reception module started in 28 of 30 institutions

District	Institution Count	Institutions with Reception	% of institutions with Reception
IDUKKI	19	18	95.00 %
KOLLAM	30	28	93.00 %
THIRUVANANTHAPURAM	102	93	91.00 %
PATHANAMTHITTA	19	17	89.00 %
WAYANAD	17	15	88.00 %
KASARAGOD	23	20	87.00 %
PALAKKAD	44	38	86.00 %
MALAPPURAM	53	45	85.00 %
THRISSUR	69	54	78.00 %
KANNUR	39	28	72.00 %
KOZHIKODE	54	37	69.00 %
ALAPPUZHA	29	19	66.00 %
KOTTAYAM	31	20	65.00 %
ERNAKULAM	44	28	64.00 %

Hospital Name

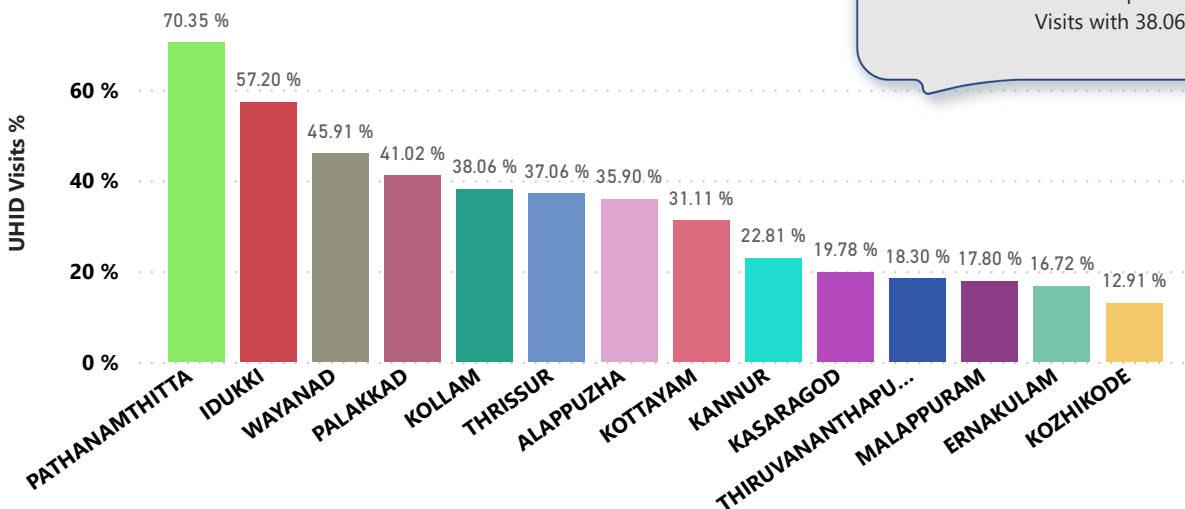
Family Health Centre Kallada West

Family Health Centre Perinad

Institutions where the reception module is either not started or not using

3.2 e-Health Performance - UHID Visits

UHID Visit % is calculated as (UHID Visits / Total Visit) *100



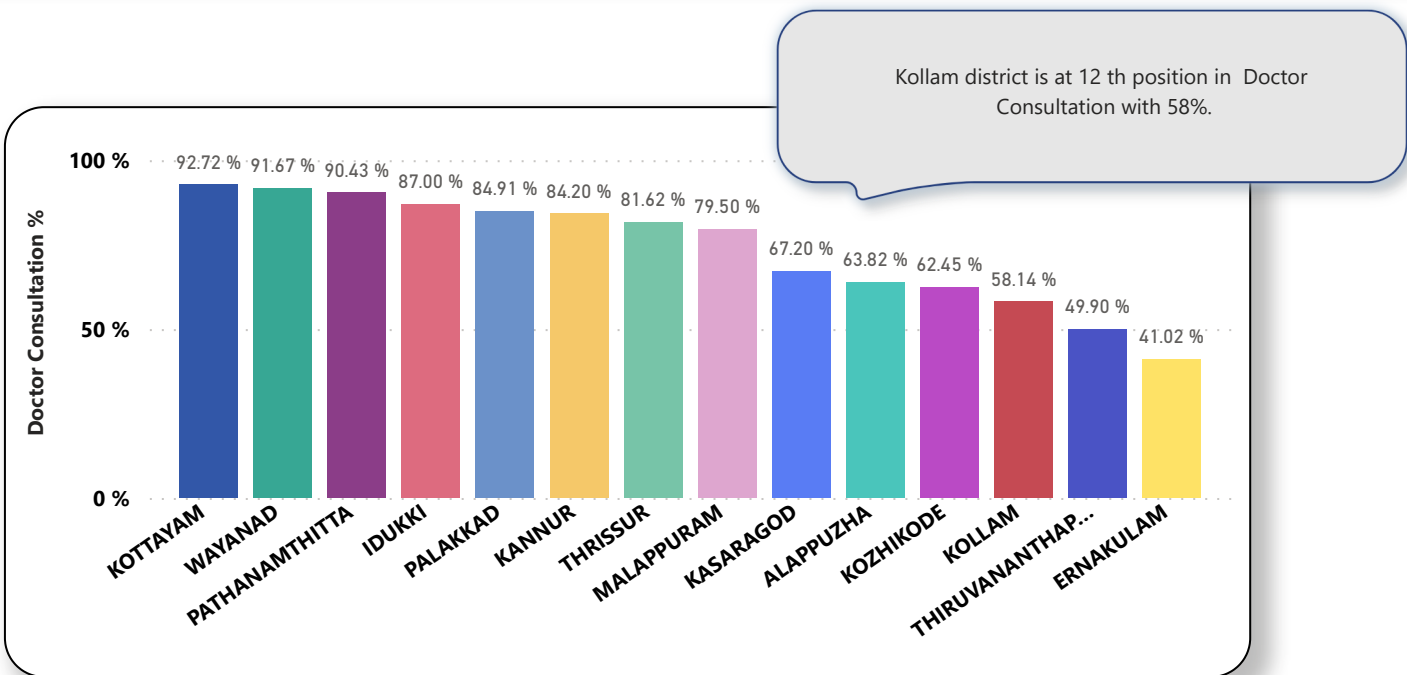
Institutions based on UHID Visits

Institutions with atleast 100 UHID visits are listed here.

Hospital	UHID Visit %
Family Health Centre Ummannoor	88.00 %
Family Health Centre Ezhukone Pavithreswaram	81.00 %
Family Health Centre Veliyam	76.00 %
Family Health Centre Mancode Chithara	74.00 %
Family Health Centre Alappad	73.00 %
Family Health Centre Perumon	71.00 %
Urban Primary Health Centre Uliyakovil	70.00 %
Family Health Centre Sreenarayanapuram	69.00 %
Family Health Centre Thenmala	67.00 %
Urban Primary Health Centre Mundakkal	67.00 %
Family Health Centre Mayyanad Ckm	64.00 %
Family Health Centre Thekkumbhagam	63.00 %

Hospital	UHID Visit %
Family Health Centre Piravanthoor	8.00 %
Taluk Headquarters Hospital Punalur	9.00 %
Family Health Centre Kallada East	15.00 %
Family Health Centre Ezhukone	22.00 %
Family Health Centre Vilakkudy	31.00 %
Family Health Centre Vallikkavu	38.00 %
Family Health Centre Elampalloor	44.00 %
Family Health Centre Chathannoor	47.00 %
Family Health Centre Pooyappally	51.00 %
Family Health Centre Thazhava	55.00 %
Family Health Centre Azheekkal	58.00 %
Family Health Centre Chavara	58.00 %
Family Health Centre Kulasekharapuram	61.00 %

3.3 e-Health Performance - Doctor Consultation



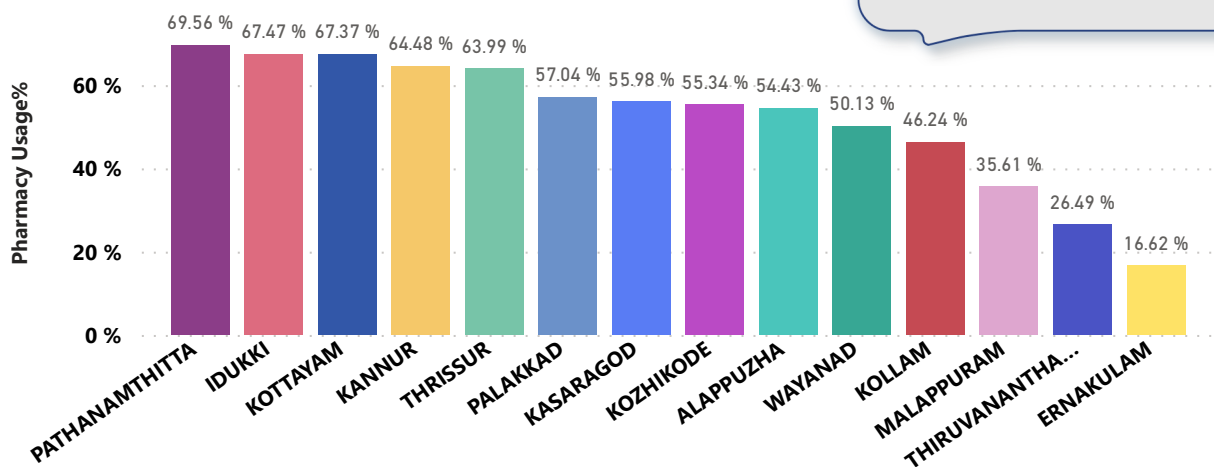
Doctor Consultation Percentage in all Institutions

Hospital	Doctor Consultation %	Hospital	Doctor Consultation %
Family Health Centre Sakthikulangara	99.81 %	Taluk Headquarters Hospital Punalur	8.25 %
Family Health Centre Veliyam	99.69 %	Family Health Centre Chathanthoor	47.19 %
Family Health Centre Ezhukone Pavithreswaram	99.68 %	Family Health Centre Vilakkudy	60.11 %
Urban Primary Health Centre Mundakkal	99.37 %	Family Health Centre Alappad	71.63 %
Family Health Centre Mayyanad Ckm	99.24 %	Family Health Centre Mancode Chithara	72.25 %
Urban Primary Health Centre Uliyakovil	99.14 %	Family Health Centre Piravanthoor	82.41 %
Family Health Centre Azheekkal	99.09 %	Family Health Centre Vallikkavu	86.94 %
Family Health Centre Sreenarayanapuram	98.63 %	Family Health Centre Kulasekharapuram	88.10 %
Family Health Centre Pooyappally	96.91 %	Family Health Centre Elampalloor	88.62 %
Family Health Centre Chavara	96.88 %	Family Health Centre Perumon	88.79 %
Family Health Centre Ummannoor	96.63 %	Family Health Centre Thenmala	92.78 %
Family Health Centre Ezhukone	95.97 %	Family Health Centre Kallada East	92.98 %
Family Health Centre Thekkumbhagam	95.86 %	Family Health Centre Thazhava	94.64 %
Family Health Centre Thazhava	94.64 %	Family Health Centre Thekkumbhagam	95.86 %
		Family Health Centre Ezhukone	95.97 %

3.4 e-Health Performance - Pharmacy Usage

Pharmacy usage is calculated as (Pharmacy Prescription Count / Total Visits) *100

The Kollam district is at position 11 in Pharmacy usage with 46% .



Pharmacy Usage in all Institutions

Hospital	Pharmacy Usage %
Family Health Centre Ezhukone	90.00 %
Family Health Centre Veliyam	90.00 %
Family Health Centre Ezhukone Pavithreswaram	89.00 %
Family Health Centre Kallada East	89.00 %
Family Health Centre Ummannoor	89.00 %
Family Health Centre Chavara	88.00 %
Family Health Centre Pooyappally	88.00 %
Family Health Centre Thenmala	88.00 %
Family Health Centre Sreenarayanapuram	86.00 %
Family Health Centre Sakthikulangara	85.00 %
Family Health Centre Thekkumbhagam	85.00 %
Family Health Centre Kulasekharapuram	83.00 %
Family Health Centre Mayyanad Ckm	82.00 %
Family Health Centre Elampalloor	80.00 %

Hospital	Pharmacy Usage %
Taluk Headquarters Hospital Punalur	1.00 %
Family Health Centre Piravanthoor	31.00 %
Family Health Centre Chathanthoor	41.00 %
Family Health Centre Vilakkudy	50.00 %
Family Health Centre Mancode Chithara	52.00 %
Family Health Centre Alappad	64.00 %
Family Health Centre Azheekkal	65.00 %
Urban Primary Health Centre Mundakkal	74.00 %
Family Health Centre Vallikkavu	76.00 %
Family Health Centre Perumon	77.00 %
Family Health Centre Thazhava	79.00 %
Family Health Centre Elampalloor	80.00 %
Urban Primary Health Centre Uliyakovil	80.00 %
Family Health Centre Mayyanad Ckm	82.00 %
Family Health Centre Kulasekharapuram	83.00 %

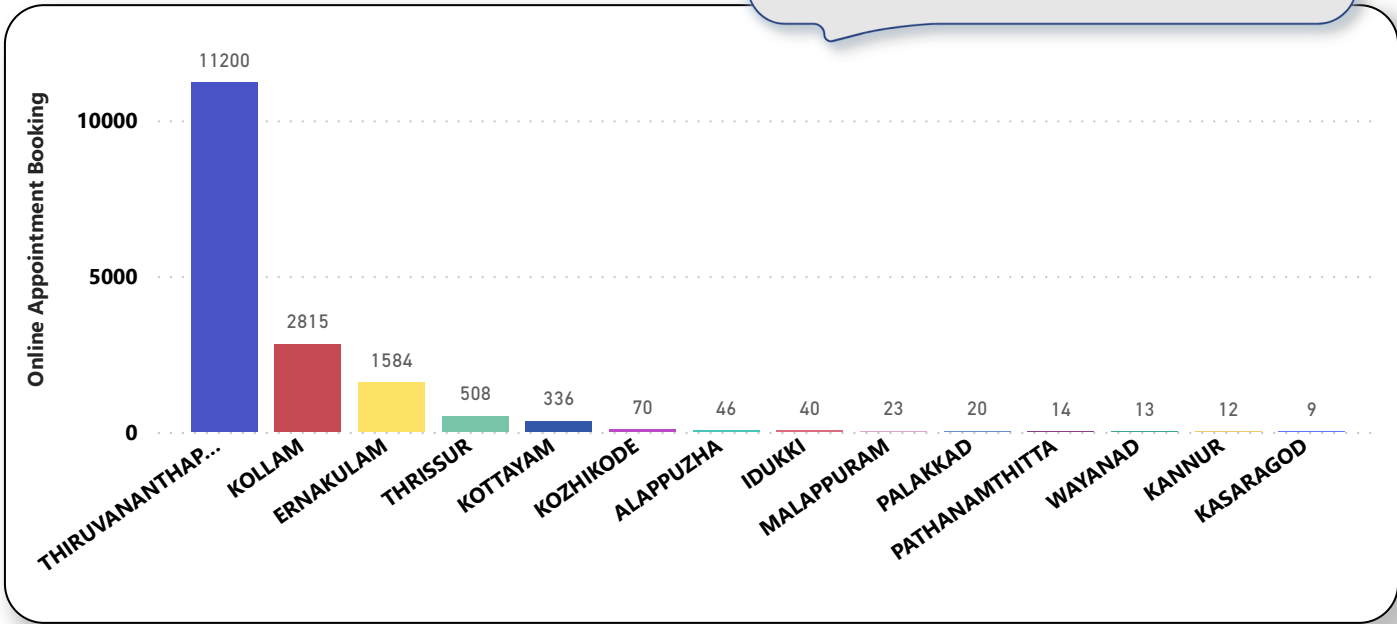
4. Status of Modules started in Hospitals

District wise status of live institutions and the count of various modules [Reception, OP Consultation, Lab, Pharmacy] started.

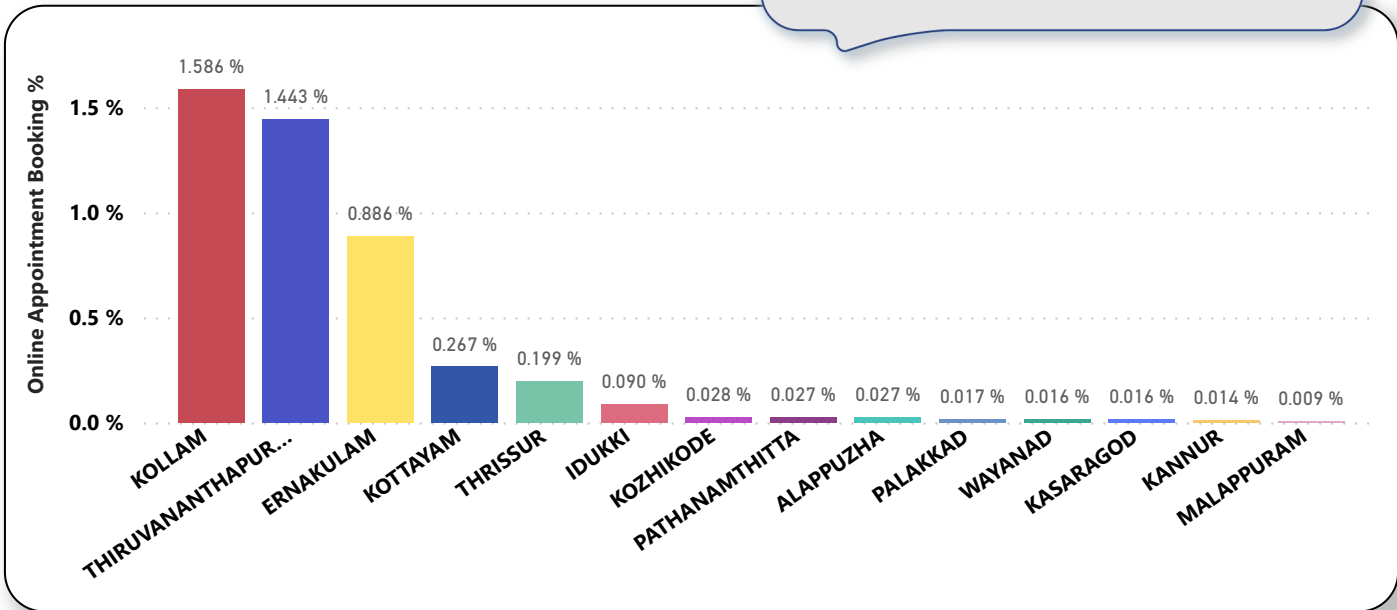
District Name	Live Institutions	Reception	Consultation	Lab	Pharmacy
THIRUVANANTHAPURAM	106	97 (91.5%)	90 (84.9%)	79 (74.5%)	71 (67.%)
THRISSUR	70	55 (78.6%)	52 (74.3%)	46 (65.7%)	48 (68.6%)
KOZHIKODE	56	36 (64.3%)	35 (62.5%)	29 (51.8%)	30 (53.6%)
MALAPPURAM	54	45 (83.3%)	44 (81.5%)	19 (35.2%)	22 (40.7%)
ERNAKULAM	45	29 (64.4%)	25 (55.6%)	13 (28.9%)	15 (33.3%)
PALAKKAD	45	39 (86.7%)	37 (82.2%)	31 (68.9%)	26 (57.8%)
KANNUR	39	26 (66.7%)	25 (64.1%)	21 (53.8%)	22 (56.4%)
KOTTAYAM	32	21 (65.6%)	21 (65.6%)	14 (43.8%)	19 (59.4%)
KOLLAM	31	24 (77.4%)	24 (77.4%)	23 (74.2%)	23 (74.2%)
ALAPPUZHA	30	20 (66.7%)	19 (63.3%)	19 (63.3%)	18 (60.%)
KASARAGOD	23	18 (78.3%)	17 (73.9%)	12 (52.2%)	17 (73.9%)
PATHANAMTHITTA	20	18 (90.%)	16 (80.%)	11 (55.%)	13 (65.%)
IDUKKI	19	18 (94.7%)	17 (89.5%)	11 (57.9%)	16 (84.2%)
WAYANAD	17	16 (94.1%)	16 (94.1%)	14 (82.4%)	15 (88.2%)
Total	587	462 (78.7%)	438 (74.6%)	342 (58.3%)	355 (60.5%)

5. Percentage of Online Appointment Booking in Hospitals

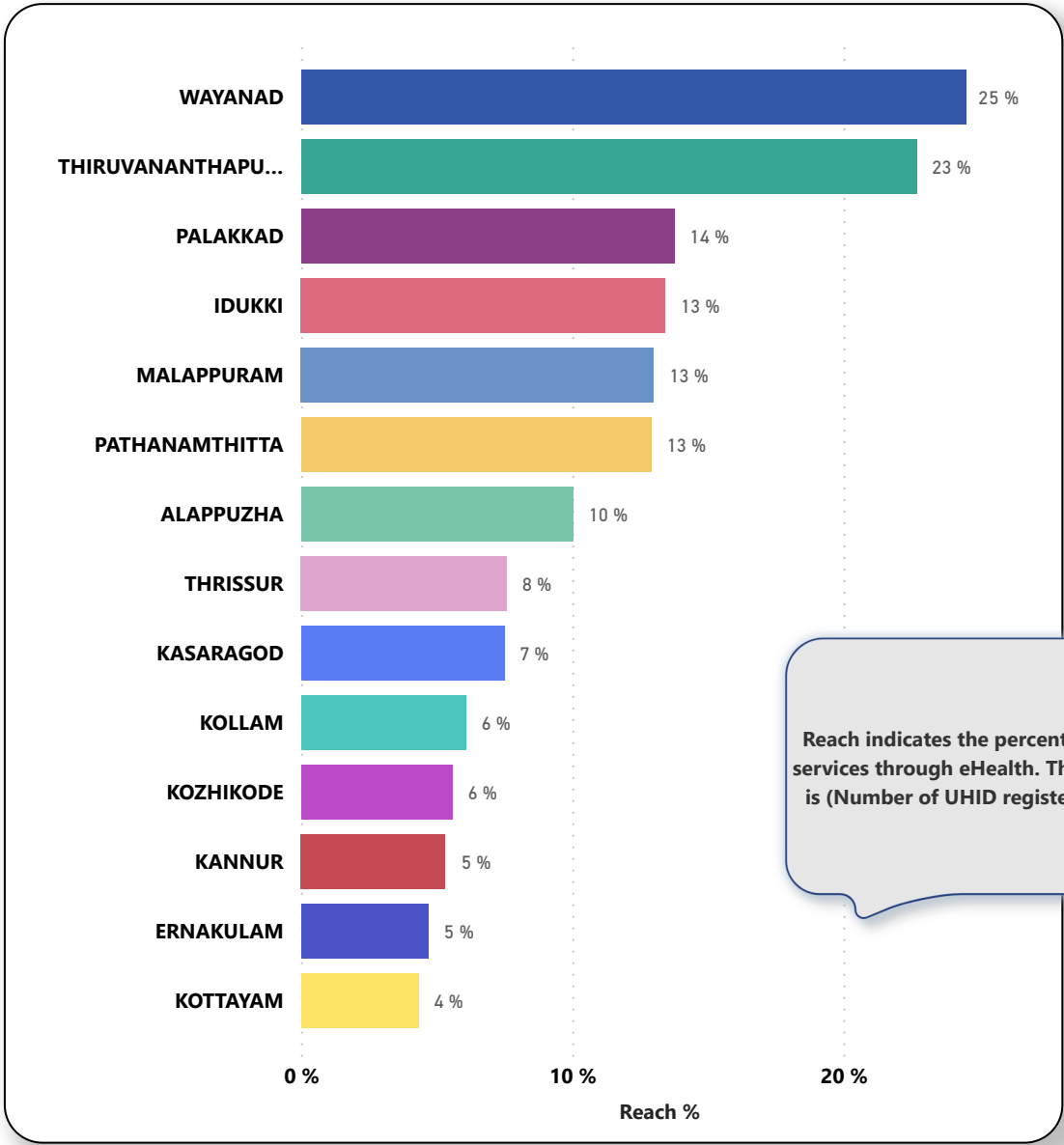
District-wise count of online appointments taken during the month of April '23. Kollam district is at position 2 in the Online Appointment Booking.



District-wise percentage of online appointment booking up on OP visits for the month of April '23. Calculation is performed as (Online Visits / OP Visits) * 100 %.



6. eHealth Performance - Reach



7. Public Health Survey Status

