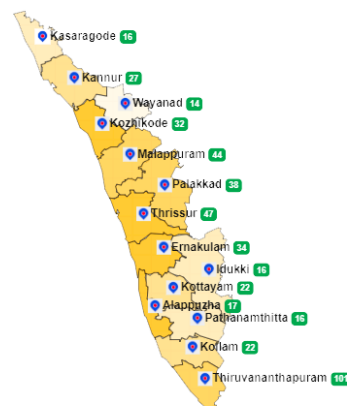


1. eHealth Kerala - Vital Statistics

Live Institutions	23
Medical College Hospitals	0
PHCs/FHCs	18
CHCs	0
DHs/GHs	2
PH Labs	0
Other(Inc UPHCs,Taluk Hospitals)	3



2. Highlights



- Reception module started at 20 out of 23 Institutions
- The district has a rank of 7 in overall performance ranking of districts based on all institutions except Medical Colleges.
- The KSD district stands at position 7 in Pharmacy Usage with 55.98%.
- KSD district stands at 9th position in OP consultation with the value of 67.20%.
- The district is at position 7 in house survey completion(2.28%) and at position 4 in member survey completion(0.16%).



- KSD district remains at position 10 in UHID Visits with 19.78%.
- The district stands at position 14 in Online appointments.
- The district is at 9th position in reach rank which indicates UHID registration proportionate to the population.

3. eHealth - District Ranking Matrix Based on Performance of all Institutions (except Medical Colleges)

The ranking matrix showcase the district performance in providing eHealth services through all institutions (except Medical Colleges) based on six different parameters. These parameters include whether the reception module is started or not, UHID Visits, Doctor Consultation, Pharmacy Usage, Lab Usage and number of Live Institutions. Based on the ranking, the districts are classified into three broad categories, the best performing districts, the average performing districts and the low performing districts.

The best performing districts should strive to continue to remain in the same position, whereas the average performing as well as the low performing districts should strive to reach to the 'top four' league.

The ranking matrix for the month of April '23 is given below:

District	Rank
IDUKKI	1
WAYANAD	1
PATHANAMTHITTA	2
PALAKKAD	3
THRISSUR	4
KOLLAM	5
KANNUR	6
KOTTAYAM	6
THIRUVANANTHAPURAM	6
ALAPPUZHA	7
KASARAGOD	7
KOZHIKODE	8
MALAPPURAM	8
ERNAKULAM	9

- Best performing
- Average performing
- Low performing

3. eHealth - Institution Level Ranking (except Medical Colleges)

Hospital	Rank
FAMILY HEALTH CENTRE MULLERIYA	1
FAMILY HEALTH CENTRE VALIYAPARAMABA	1
FAMILY HEALTH CENTRE KUMBADAJE	2
FAMILY HEALTH CENTRE NARKILAKKAD	3
FAMILY HEALTH CENTRE UDUMBANTHALA	3
URBAN PRIMARY HEALTH CENTRE NILESHWARAM	3
WOMEN AND CHILDREN HOSPITAL KANHANGAD	3
FAMILY HEALTH CENTRE AJANUR	4
FAMILY HEALTH CENTRE PALLIKERE	4
FAMILY HEALTH CENTRE ENNAPPARA	5
FAMILY HEALTH CENTRE ANANDASHRAM	6
FAMILY HEALTH CENTRE BELLOOR	6
FAMILY HEALTH CENTRE MOGRALPUTHUR	7
FAMILY HEALTH CENTRE KAYYUR	8
URBAN PRIMARY HEALTH CENTRE PULLIKUNNU	8
FAMILY HEALTH CENTRE CHATTANCHAL	9
FAMILY HEALTH CENTRE KARINDALAM	10
FAMILY HEALTH CENTRE PANATHUR	10
FAMILY HEALTH CENTRE PERLA	10
FAMILY HEALTH CENTRE UDMA	10

3.1 eHealth Performance - Reception Module

Reception Module is considered to be functional in an institution only if the number of total visits for the month is of minimum 500.

Reception module started in 20 of 23 institutions

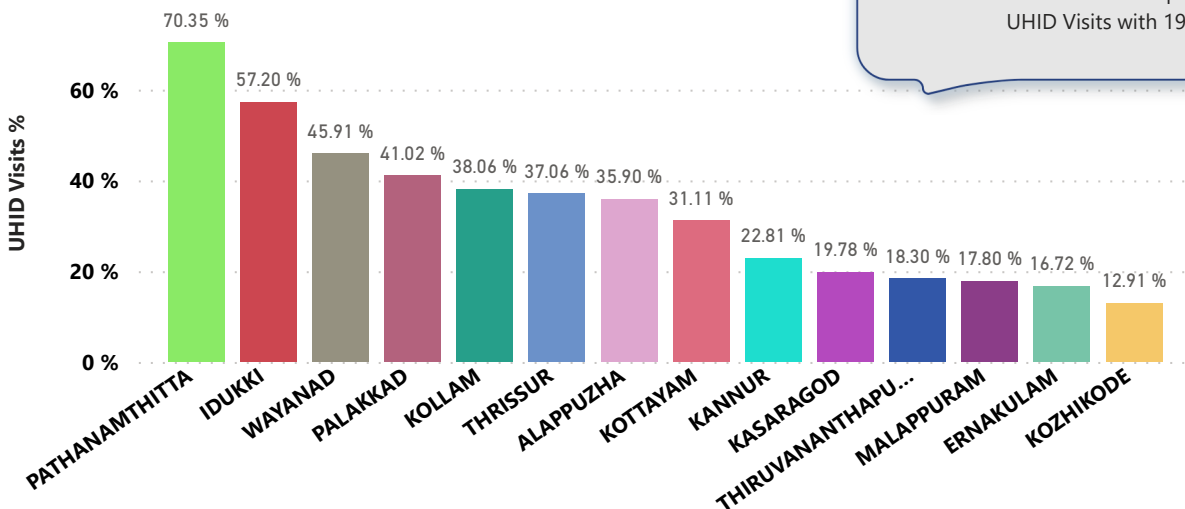
District	Institution Count	Institutions with Reception	% of institutions with Reception
IDUKKI	19	18	95.00 %
KOLLAM	30	28	93.00 %
THIRUVANANTHAPURAM	102	93	91.00 %
PATHANAMTHITTA	19	17	89.00 %
WAYANAD	17	15	88.00 %
KASARAGOD	23	20	87.00 %
PALAKKAD	44	38	86.00 %
MALAPPURAM	53	45	85.00 %
THRISSUR	69	54	78.00 %
KANNUR	39	28	72.00 %
KOZHIKODE	54	37	69.00 %
ALAPPUZHA	29	19	66.00 %
KOTTAYAM	31	20	65.00 %
ERNAKULAM	44	28	64.00 %

Institutions where the reception module is either not started or not using

Hospital Name
General Hospital Kasaragod
Family Health Centre Madikai
District Hospital Kanhangad

3.2 e-Health Performance - UHID Visits

UHID Visit % is calculated as (UHID Visits / Total Visit) *100



KSD district remains at position 10 in UHID Visits with 19.78%.

Institutions based on UHID Visits

Hospital	UHID Visit %
Family Health Centre Ennappara	64.00 %
Family Health Centre Valiyaparamaba	46.00 %
Family Health Centre Kumbadaje	42.00 %
Family Health Centre Narkilakkad	42.00 %
Urban Primary Health Centre Nileshwaram	30.00 %
Family Health Centre Ajanur	29.00 %
Family Health Centre Kayyur	27.00 %
Family Health Centre Mulleriya	26.00 %
Family Health Centre Udumbanthala	21.00 %
Family Health Centre Karindalam	15.00 %
Family Health Centre Panathur	14.00 %
Family Health Centre Mogralputhur	13.00 %
Family Health Centre Udma	10.00 %
Family Health Centre Chattanchal	8.00 %
Family Health Centre Pallikere	8.00 %

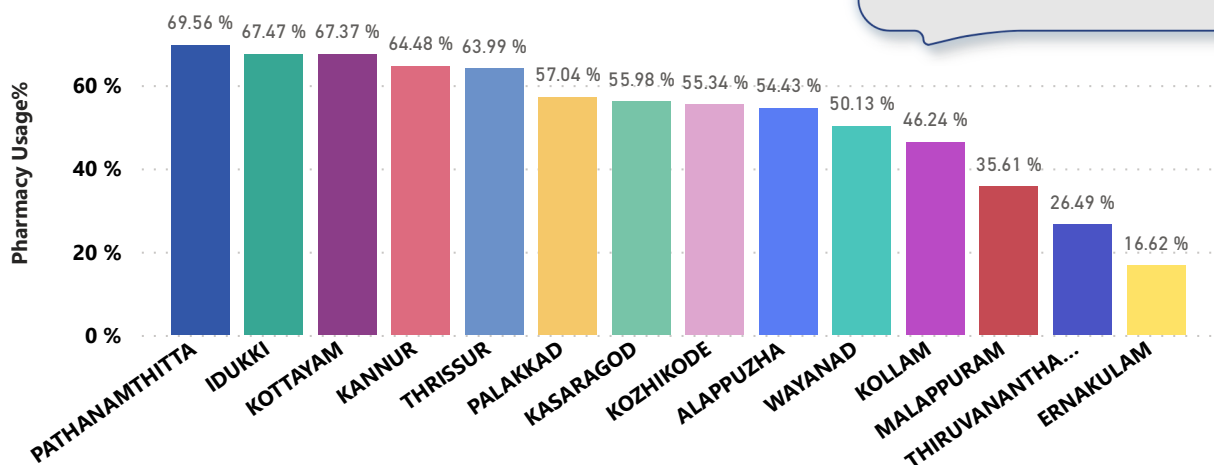
Institutions with atleast 100 UHID visits are listed here.

3.3 e-Health Performance - Doctor Consultation

3.4 e-Health Performance - Pharmacy Usage

Pharmacy usage is calculated as (Pharmacy Prescription Count / Total Visits) *100

The KSD district stands at position 7 in Pharmacy Usage with 55.98%.



Pharmacy Usage in all Institutions

Hospital	Pharmacy Usage %
Family Health Centre Pallikere	92.00 %
Family Health Centre Ajanur	90.00 %
Family Health Centre Kumbadaje	80.00 %
Family Health Centre Mulleriya	80.00 %
Urban Primary Health Centre Nileschwaram	78.00 %
Family Health Centre Mogralputhur	77.00 %
Family Health Centre Udumbanthala	76.00 %
Family Health Centre Narkilakkad	72.00 %
Family Health Centre Valiyaparamaba	72.00 %
Family Health Centre Kayyur	59.00 %
Family Health Centre Ennappara	56.00 %
Family Health Centre Chattanchal	40.00 %
Family Health Centre Panathur	31.00 %
Family Health Centre Karindalam	25.00 %
Family Health Centre Udma	20.00 %

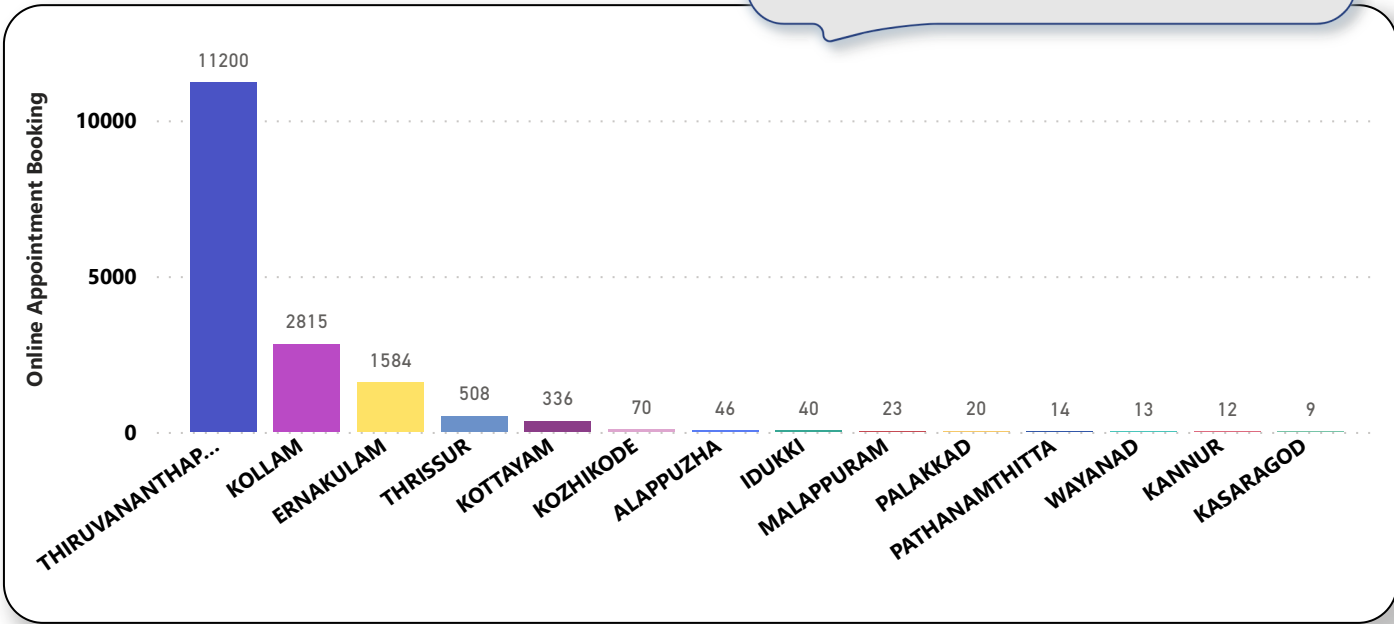
4. Status of Modules started in Hospitals

District wise status of live institutions and the count of various modules [Reception, OP Consultation, Lab, Pharmacy] started.

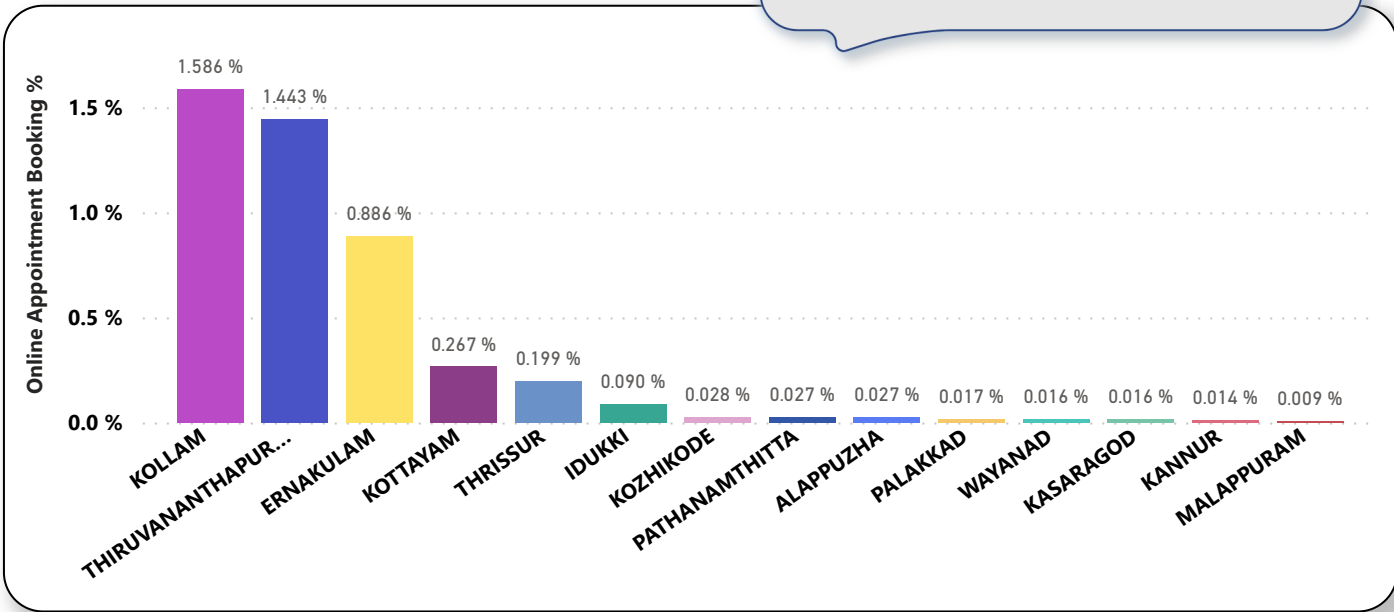
District Name	Live Institutions	Reception	Consultation	Lab	Pharmacy
THIRUVANANTHAPURAM	106	97 (91.5%)	90 (84.9%)	79 (74.5%)	71 (67.%)
THRISSUR	70	55 (78.6%)	52 (74.3%)	46 (65.7%)	48 (68.6%)
KOZHIKODE	56	36 (64.3%)	35 (62.5%)	29 (51.8%)	30 (53.6%)
MALAPPURAM	54	45 (83.3%)	44 (81.5%)	19 (35.2%)	22 (40.7%)
ERNAKULAM	45	29 (64.4%)	25 (55.6%)	13 (28.9%)	15 (33.3%)
PALAKKAD	45	39 (86.7%)	37 (82.2%)	31 (68.9%)	26 (57.8%)
KANNUR	39	26 (66.7%)	25 (64.1%)	21 (53.8%)	22 (56.4%)
KOTTAYAM	32	21 (65.6%)	21 (65.6%)	14 (43.8%)	19 (59.4%)
KOLLAM	31	24 (77.4%)	24 (77.4%)	23 (74.2%)	23 (74.2%)
ALAPPUZHA	30	20 (66.7%)	19 (63.3%)	19 (63.3%)	18 (60.%)
KASARAGOD	23	18 (78.3%)	17 (73.9%)	12 (52.2%)	17 (73.9%)
PATHANAMTHITTA	20	18 (90.%)	16 (80.%)	11 (55.%)	13 (65.%)
IDUKKI	19	18 (94.7%)	17 (89.5%)	11 (57.9%)	16 (84.2%)
WAYANAD	17	16 (94.1%)	16 (94.1%)	14 (82.4%)	15 (88.2%)
Total	587	462 (78.7%)	438 (74.6%)	342 (58.3%)	355 (60.5%)

5. Percentage of Online Appointment Booking in Hospitals

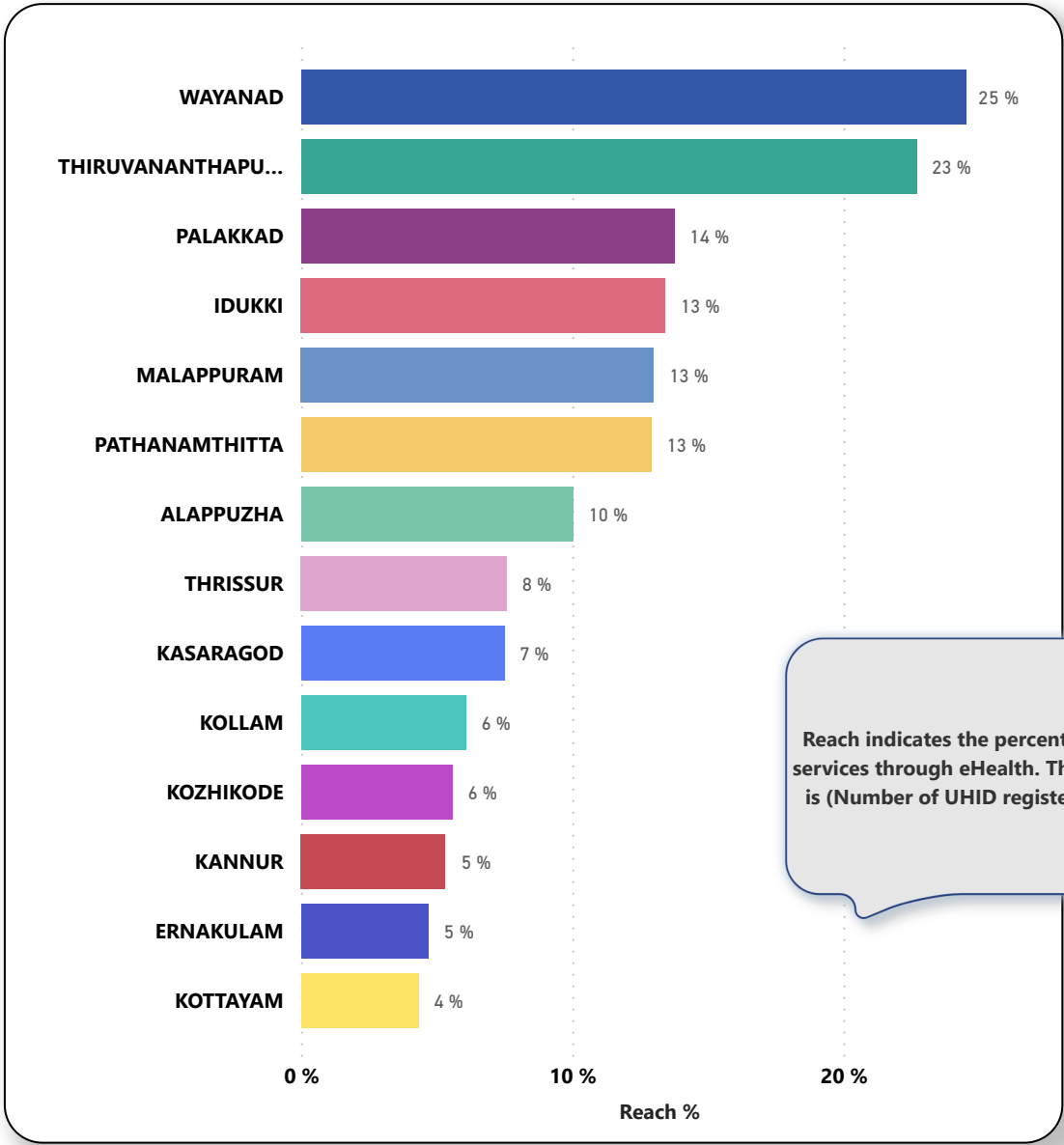
District-wise count of Online appointments taken during the month of April '23. KSD district stands at 14th position in Online appointments.



District-wise percentage of online appointment booking up on OP visits for the month of April '23. Calculation is performed as (Online Visits / OP Visits) * 100 %.



6. eHealth Performance - Reach



7. Public Health Survey Status

