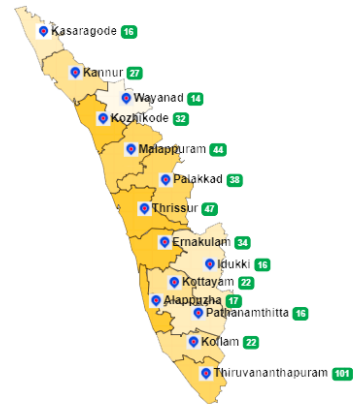


1. eHealth Kerala - Vital Statistics

Live Institutions	32
Medical College Hospitals	1
PHCs/FHCs	25
CHCs	1
DHs/GHs	3
PH Labs	0
Other(Inc UPHCs,Taluk Hospitals)	2



2. Highlights



- The reception module is functional in 20 of the 31 Institutions in the Kottayam district.
- Kottayam district is at position 1 in OP consultation with 92.72%.
- The district is at position 5 in online appointment booking.
- The Kottayam district is at position 3 in Pharmacy Usage with 67.37%.



- The Kottayam district has a rank 6 in the overall performance ranking of districts .
- The district is at position 8 in UHID Visits with 31.11%.
- The district is at 14th position in reach rank which indicates UHID registration proportionate to the population.
- The district is at position 12 in the house survey completion (0.28%) and at position 13 in member survey completion (0.01%).

3. eHealth - District Ranking Matrix Based on Performance of all Institutions (except Medical Colleges)

The ranking matrix showcase the district performance in providing eHealth services through all institutions (except Medical Colleges) based on six different parameters. These parameters include whether the reception module is started or not, UHID Visits, Doctor Consultation, Pharmacy Usage, Lab Usage and number of Live Institutions. Based on the ranking, the districts are classified into three broad categories, the best performing districts, the average performing districts and the low performing districts.

The best performing districts should strive to continue to remain in the same position, whereas the average performing as well as the low performing districts should strive to reach to the 'top four' league.

The ranking matrix for the month of April '23 is given below:

District	Rank
IDUKKI	1
WAYANAD	1
PATHANAMTHITTA	2
PALAKKAD	3
THRISSUR	4
KOLLAM	5
KANNUR	6
KOTTAYAM	6
THIRUVANANTHAPURAM	6
ALAPPUZHA	7
KASARAGOD	7
KOZHIKODE	8
MALAPPURAM	8
ERNAKULAM	9

- Best performing
- Average performing
- Low performing

3. eHealth - Institution Level Ranking (except Medical Colleges)

Hospital	Rank
FAMILY HEALTH CENTRE BRAHMAMANGALAM	1
FAMILY HEALTH CENTRE UDAYANAPURAM	1
FAMILY HEALTH CENTRE MOONNILAVU	2
FAMILY HEALTH CENTRE PANACHIKKADU	2
FAMILY HEALTH CENTRE PAIPPAD	3
FAMILY HEALTH CENTRE VAZHOOR	3
FAMILY HEALTH CENTRE KURUPPANTHARA	4
FAMILY HEALTH CENTRE MANARCAD	4
FAMILY HEALTH CENTRE VELIYANNOOR	4
FAMILY HEALTH CENTRE MADAPPALLY	5
URBAN PRIMARY HEALTH CENTRE PERUNNA	5
FAMILY HEALTH CENTRE MARAVANTHURUTHU	6
FAMILY HEALTH CENTRE PARAMPUZHA	6
FAMILY HEALTH CENTRE MUTHOLY	7
FAMILY HEALTH CENTRE ERATTUPETTA	8
FAMILY HEALTH CENTRE KALLARA	8
FAMILY HEALTH CENTRE VELLOOR	8
FAMILY HEALTH CENTRE MARANGATTUPALLY	9
FAMILY HEALTH CENTRE MEENACHIL	9
FAMILY HEALTH CENTRE NATTAKOM	9
FAMILY HEALTH CENTRE VELLAVOOR	10

3.1 eHealth Performance - Reception Module

Reception Module is considered to be functional in an institution only if the number of total visits for the month is of minimum 500.

Reception module started in 20 of 31 institutions

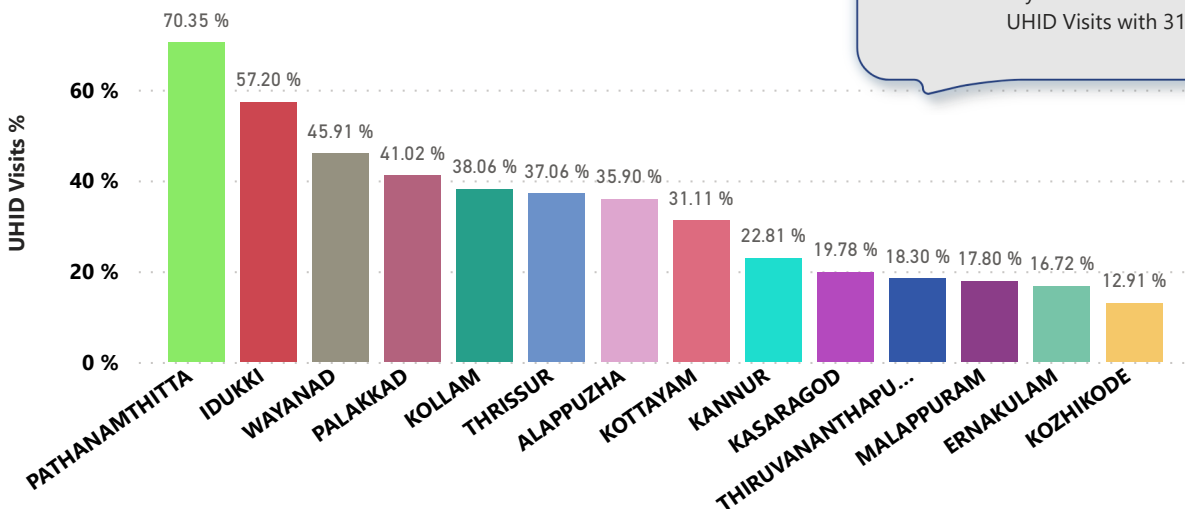
District	Institution Count	Institutions with Reception	% of institutions with Reception
IDUKKI	19	18	95.00 %
KOLLAM	30	28	93.00 %
THIRUVANANTHAPURAM	102	93	91.00 %
PATHANAMTHITTA	19	17	89.00 %
WAYANAD	17	15	88.00 %
KASARAGOD	23	20	87.00 %
PALAKKAD	44	38	86.00 %
MALAPPURAM	53	45	85.00 %
THRISSUR	69	54	78.00 %
KANNUR	39	28	72.00 %
KOZHIKODE	54	37	69.00 %
ALAPPUZHA	29	19	66.00 %
KOTTAYAM	31	20	65.00 %
ERNAKULAM	44	28	64.00 %

Hospital Name
Taluk Headquarters Hospital Pampady
General Hospital Pala
General Hospital Kottayam
General Hospital Kanjirapally
Family Health Centre Vellavoor
Family Health Centre Thottackad
Family Health Centre Poonjar
Family Health Centre Meenadom
Family Health Centre Kaduthuruthy
Community Health Centre Ramapuram
Community Health Centre Mundakayam

Institutions where the reception module is either not started or not using

3.2 e-Health Performance - UHID Visits

UHID Visit % is calculated as (UHID Visits / Total Visit) *100



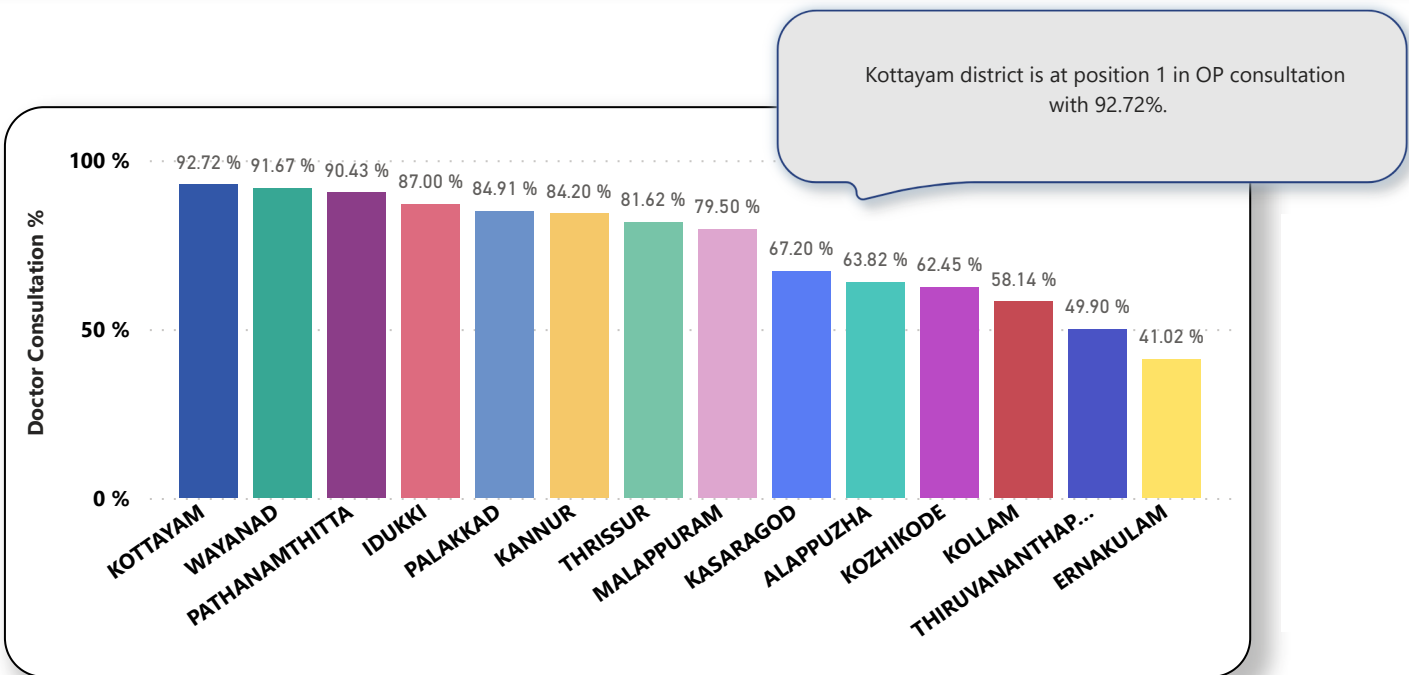
Institutions based on UHID Visits

Institutions with atleast 100 UHID visits are listed here.

Hospital	UHID Visit %
Family Health Centre Moonnilavu	76.00 %
Family Health Centre Udayanapuram	66.00 %
Family Health Centre Brahmamangalam	59.00 %
Family Health Centre Kuruppanthara	59.00 %
Family Health Centre Paippad	44.00 %
Family Health Centre Vazhoor	43.00 %
Family Health Centre Veliyannoor	42.00 %
Family Health Centre Panachikkadu	38.00 %
Family Health Centre Maravanthuruthu	33.00 %
Family Health Centre Mutholy	33.00 %
Family Health Centre Kallara	32.00 %
Family Health Centre Madappally	31.00 %

Hospital	UHID Visit %
Family Health Centre Meenachil	7.00 %
Family Health Centre Manarcad	10.00 %
Family Health Centre Velloor	12.00 %
Family Health Centre Marangattupally	13.00 %
Family Health Centre Nattakom	15.00 %
Family Health Centre Parampuzha	16.00 %
Family Health Centre Erattupetta	17.00 %
Urban Primary Health Centre Perunna	22.00 %
Family Health Centre Madappally	31.00 %
Family Health Centre Kallara	32.00 %
Family Health Centre Maravanthuruthu	33.00 %
Family Health Centre Mutholy	33.00 %

3.3 e-Health Performance - Doctor Consultation



Doctor Consultation Percentage in all Institutions

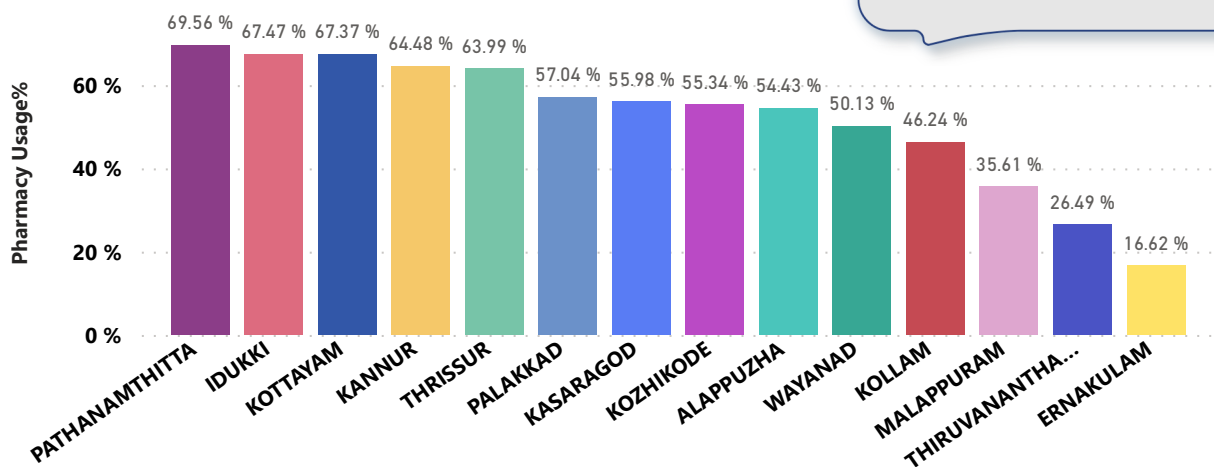
Hospital	Doctor Consultation %
Family Health Centre Moonnilavu	99.69 %
Family Health Centre Brahmamangalam	99.64 %
Family Health Centre Madappally	99.28 %
Family Health Centre Maravanthuruthu	98.95 %
Family Health Centre Udayanapuram	98.90 %
Urban Primary Health Centre Perunna	98.01 %
Family Health Centre Veliyannoor	97.91 %
Family Health Centre Panachikkadu	97.19 %
Family Health Centre Kuruppanthara	96.98 %
Family Health Centre Velloor	95.86 %
Family Health Centre Parampuzha	95.06 %
Family Health Centre Meenachil	94.43 %
Family Health Centre Marangattupally	93.63 %
Family Health Centre Nattakom	92.79 %

Hospital	Doctor Consultation %
Family Health Centre Kallara	59.46 %
Family Health Centre Vazhoor	77.65 %
Family Health Centre Erattupetta	82.60 %
Family Health Centre Mutholy	89.36 %
Family Health Centre Paippad	90.43 %
Family Health Centre Manarcad	91.72 %
Family Health Centre Nattakom	92.79 %
Family Health Centre Marangattupally	93.63 %
Family Health Centre Meenachil	94.43 %
Family Health Centre Parampuzha	95.06 %
Family Health Centre Velloor	95.86 %
Family Health Centre Kuruppanthara	96.98 %
Family Health Centre Panachikkadu	97.19 %
Family Health Centre Veliyannoor	97.91 %

3.4 e-Health Performance - Pharmacy Usage

Pharmacy usage is calculated as (Pharmacy Prescription Count / Total Visits) *100

The Kottayam district is at position 3 in Pharmacy Usage with 67.37%.



Pharmacy Usage in all Institutions

Hospital	Pharmacy Usage %
Family Health Centre Brahmamangalam	106.00 %
Family Health Centre Moonnilavu	103.00 %
Family Health Centre Manarcad	98.00 %
Family Health Centre Udayanapuram	96.00 %
Urban Primary Health Centre Perunna	96.00 %
Family Health Centre Panachikkadu	91.00 %
Family Health Centre Veliyannoor	91.00 %
Family Health Centre Paippad	90.00 %
Family Health Centre Kuruppanthara	85.00 %
Family Health Centre Madappally	79.00 %
Family Health Centre Maravanthuruthu	77.00 %
Family Health Centre Vazhoor	77.00 %
Family Health Centre Parampuzha	74.00 %
Family Health Centre Mutholy	67.00 %

Hospital	Pharmacy Usage %
Family Health Centre Marangattupally	5.00 %
Family Health Centre Meenachil	24.00 %
Family Health Centre Nattakom	36.00 %
Family Health Centre Erattupetta	37.00 %
Family Health Centre Kallara	54.00 %
Family Health Centre Velloor	54.00 %
Family Health Centre Mutholy	67.00 %
Family Health Centre Parampuzha	74.00 %
Family Health Centre Maravanthuruthu	77.00 %
Family Health Centre Vazhoor	77.00 %
Family Health Centre Madappally	79.00 %
Family Health Centre Kuruppanthara	85.00 %
Family Health Centre Paippad	90.00 %
Family Health Centre Panachikkadu	91.00 %

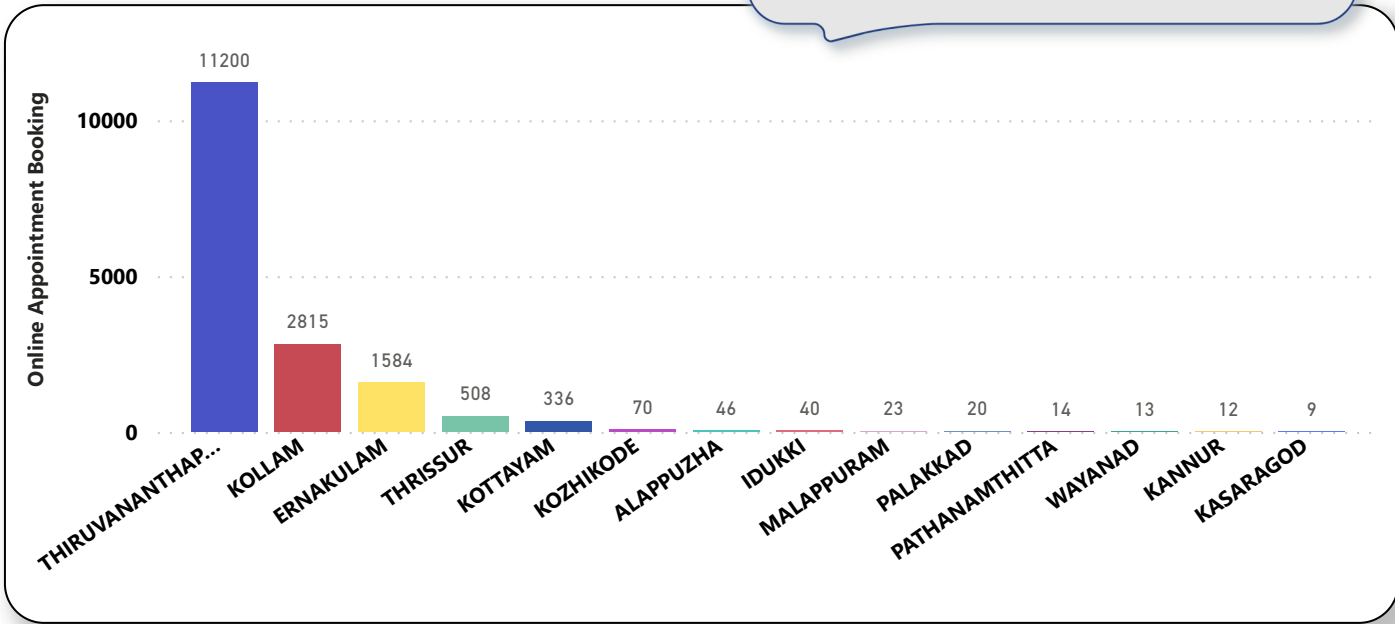
4. Status of Modules started in Hospitals

District wise status of live institutions and the count of various modules [Reception, OP Consultation, Lab, Pharmacy] started.

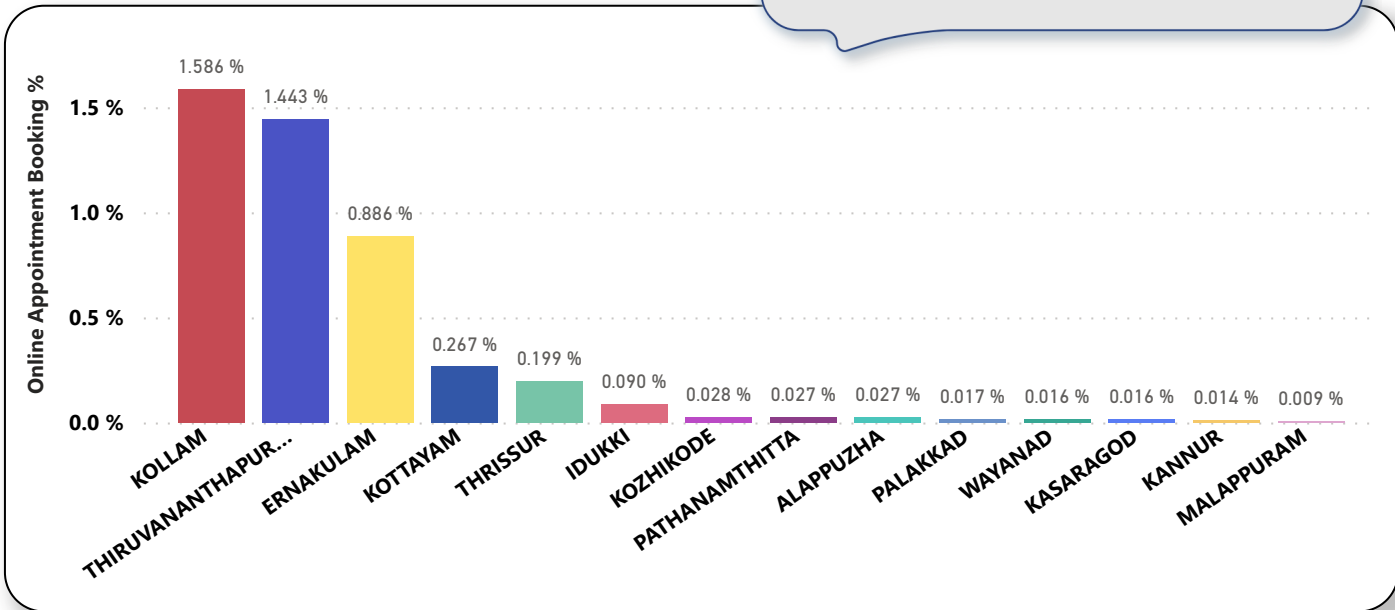
District Name	Live Institutions	Reception	Consultation	Lab	Pharmacy
THIRUVANANTHAPURAM	106	97 (91.5%)	90 (84.9%)	79 (74.5%)	71 (67.%)
THRISSUR	70	55 (78.6%)	52 (74.3%)	46 (65.7%)	48 (68.6%)
KOZHIKODE	56	36 (64.3%)	35 (62.5%)	29 (51.8%)	30 (53.6%)
MALAPPURAM	54	45 (83.3%)	44 (81.5%)	19 (35.2%)	22 (40.7%)
ERNAKULAM	45	29 (64.4%)	25 (55.6%)	13 (28.9%)	15 (33.3%)
PALAKKAD	45	39 (86.7%)	37 (82.2%)	31 (68.9%)	26 (57.8%)
KANNUR	39	26 (66.7%)	25 (64.1%)	21 (53.8%)	22 (56.4%)
KOTTAYAM	32	21 (65.6%)	21 (65.6%)	14 (43.8%)	19 (59.4%)
KOLLAM	31	24 (77.4%)	24 (77.4%)	23 (74.2%)	23 (74.2%)
ALAPPUZHA	30	20 (66.7%)	19 (63.3%)	19 (63.3%)	18 (60.%)
KASARAGOD	23	18 (78.3%)	17 (73.9%)	12 (52.2%)	17 (73.9%)
PATHANAMTHITTA	20	18 (90.%)	16 (80.%)	11 (55.%)	13 (65.%)
IDUKKI	19	18 (94.7%)	17 (89.5%)	11 (57.9%)	16 (84.2%)
WAYANAD	17	16 (94.1%)	16 (94.1%)	14 (82.4%)	15 (88.2%)
Total	587	462 (78.7%)	438 (74.6%)	342 (58.3%)	355 (60.5%)

5. Percentage of Online Appointment Booking in Hospitals

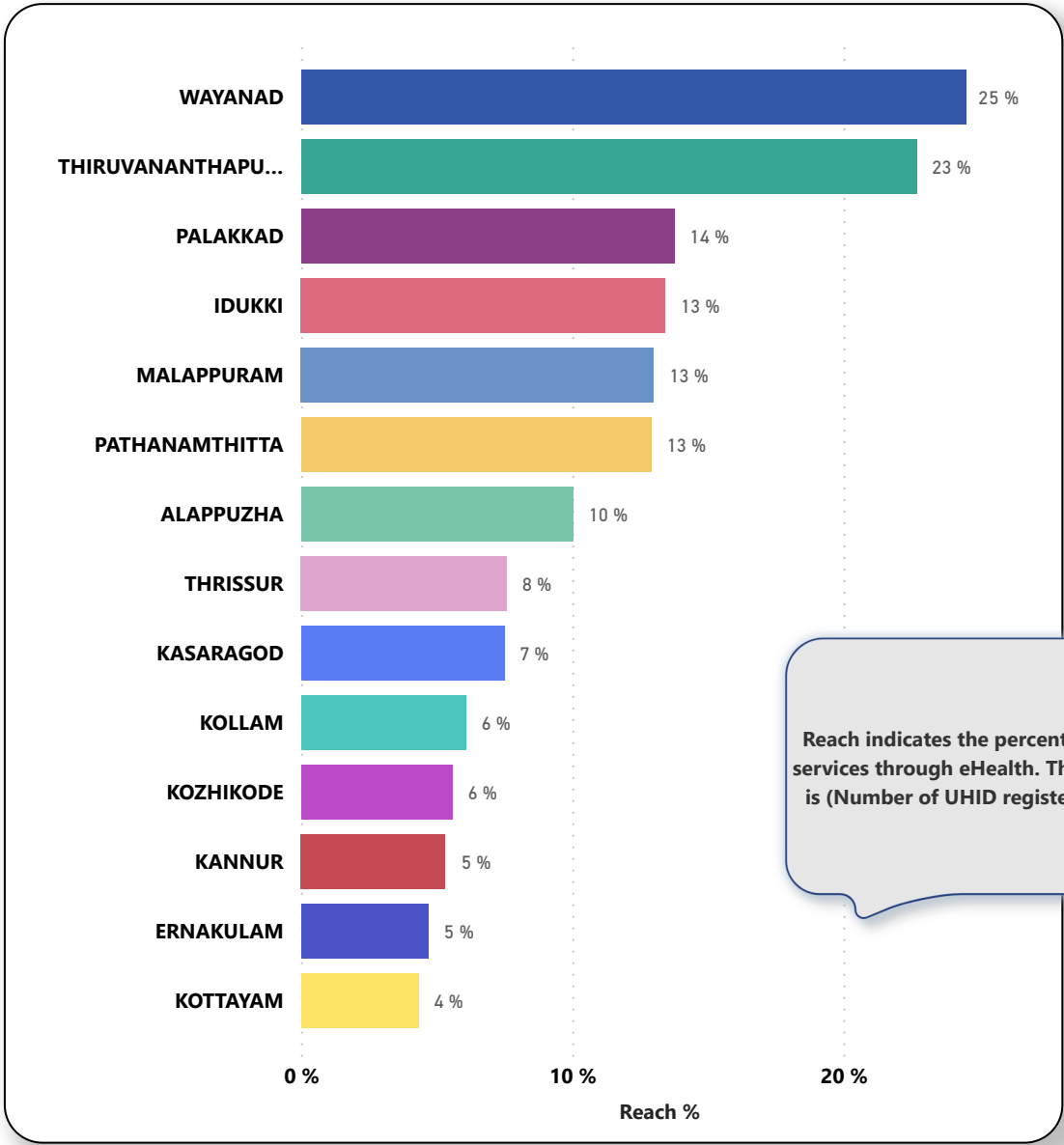
District-wise count of online appointments taken during the month of April '23. Kottayam district is at position 5 in the number of online appointments.



District-wise percentage of online appointment booking up on OP visits for the month of April '23. Calculation is performed as (Online Visits / OP Visits) * 100 %.



6. eHealth Performance - Reach



7. Public Health Survey Status

