

1. eHealth Kerala - Vital Statistics

Live Institutions	54
Medical College Hospitals	1
PHCs/FHCs	44
CHCs	0
DHs/GHs	0
PH Labs	1
Other(Inc UPHCs,Taluk Hospitals)	8



2. Highlights



- eHealth rolled out in 1 new institution during the month of April'23 in Malappuram district.
- Reception module started in 45 of 53 institutions of the district.
- The district is at position 5 in reach rank which indicates number of UHID registered among the entire population.



- The district is at position 8 in overall ranking based on district performance in providing eHealth services through all institutions except Medical Colleges.
- Malappuram district stands at the 12th position in Pharmacy Usage with 35.61%
- Malappuram district stands at position 8th in the case of OP consultation with the value of 79.50%
- Malappuram district stands at the 12th position in Pharmacy Usage with 35.61%.
- Malappuram district stands at 9th position in the case of Online appointments.

3. eHealth - District Ranking Matrix Based on Performance of all Institutions (except Medical Colleges)

The ranking matrix showcase the district performance in providing eHealth services through all institutions (except Medical Colleges) based on six different parameters. These parameters include whether the reception module is started or not, UHID Visits, Doctor Consultation, Pharmacy Usage, Lab Usage and number of Live Institutions. Based on the ranking, the districts are classified into three broad categories, the best performing districts, the average performing districts and the low performing districts.

The best performing districts should strive to continue to remain in the same position, whereas the average performing as well as the low performing districts should strive to reach to the 'top four' league.

The ranking matrix for the month of April '23 is given below:

District	Rank
IDUKKI	1
WAYANAD	1
PATHANAMTHITTA	2
PALAKKAD	3
THRISSUR	4
KOLLAM	5
KANNUR	6
KOTTAYAM	6
THIRUVANANTHAPURAM	6
ALAPPUZHA	7
KASARAGOD	7
KOZHIKODE	8
MALAPPURAM	8
ERNAKULAM	9

- Best performing
- Average performing
- Low performing

3. eHealth - Institution Level Ranking (except Medical Colleges)

Hospital	Rank
FAMILY HEALTH CENTRE MOORKKANAD	1
FAMILY HEALTH CENTRE CHOKKAD	2
FAMILY HEALTH CENTRE MORAYUR	2
FAMILY HEALTH CENTRE PULIKKAL	2
FAMILY HEALTH CENTRE VAZHIKKADAVU	3
FAMILY HEALTH CENTRE A R NAGAR	4
FAMILY HEALTH CENTRE KARULAI	4
FAMILY HEALTH CENTRE PARAPPANANGADI	4
FAMILY HEALTH CENTRE THANALUR	4
FAMILY HEALTH CENTRE ATHANIKKAL	5
FAMILY HEALTH CENTRE KOOTTAYI	6
FAMILY HEALTH CENTRE PONMALA	6
FAMILY HEALTH CENTRE PORUR	6
FAMILY HEALTH CENTRE THAZHEKODE	6
FAMILY HEALTH CENTRE THIRUVALI	6
FAMILY HEALTH CENTRE VAZHAYOOR	6
URBAN PRIMARY HEALTH CENTRE ERAVIMANGALAM	6
URBAN PRIMARY HEALTH CENTRE VETTEKODE	6
FAMILY HEALTH CENTRE PALAPPETTY	7
FAMILY HEALTH CENTRE THRIKKALANGODE	7
URBAN PRIMARY HEALTH CENTRE BIYAM	7
FAMILY HEALTH CENTRE CHALIYAR	8

Hospital	Rank
FAMILY HEALTH CENTRE MOONNIYOOR	12
FAMILY HEALTH CENTRE THIRUNAVAYA	12
WOMEN AND CHILDREN HOSPITAL PONNANI	12
FAMILY HEALTH CENTRE MARAKKARA	11
FAMILY HEALTH CENTRE PANDIKKAD	11
FAMILY HEALTH CENTRE THALAKKAD	11
FAMILY HEALTH CENTRE TRIPRANGODE	11
FAMILY HEALTH CENTRE VALAVANNUR	11
FAMILY HEALTH CENTRE VAZHAKKAD	11
FAMILY HEALTH CENTRE EDAYUR	10
URBAN PRIMARY HEALTH CENTRE MUMMULY NILAMBUR	10
FAMILY HEALTH CENTRE ALANKODE	9
FAMILY HEALTH CENTRE CHELEMBRA	9
FAMILY HEALTH CENTRE KOTTAKKAL	9
FAMILY HEALTH CENTRE KUZHIMANNA	9
FAMILY HEALTH CENTRE PANG	9
FAMILY HEALTH CENTRE THUVVUR	9
FAMILY HEALTH CENTRE VATTAMKULAM	9
URBAN PRIMARY HEALTH CENTRE MANGALASSERY MANJERI	9
FAMILY HEALTH CENTRE CHALIYAR	8
FAMILY HEALTH CENTRE ELAMKULAM	8
FAMILY HEALTH CENTRE KALADI	8
FAMILY HEALTH CENTRE NANNAMBRA	8

3.1 eHealth Performance - Reception Module

Reception Module is considered to be functional in an institution only if the number of total visits for the month is of minimum 500.

Reception module started in 45 of 53 institutions

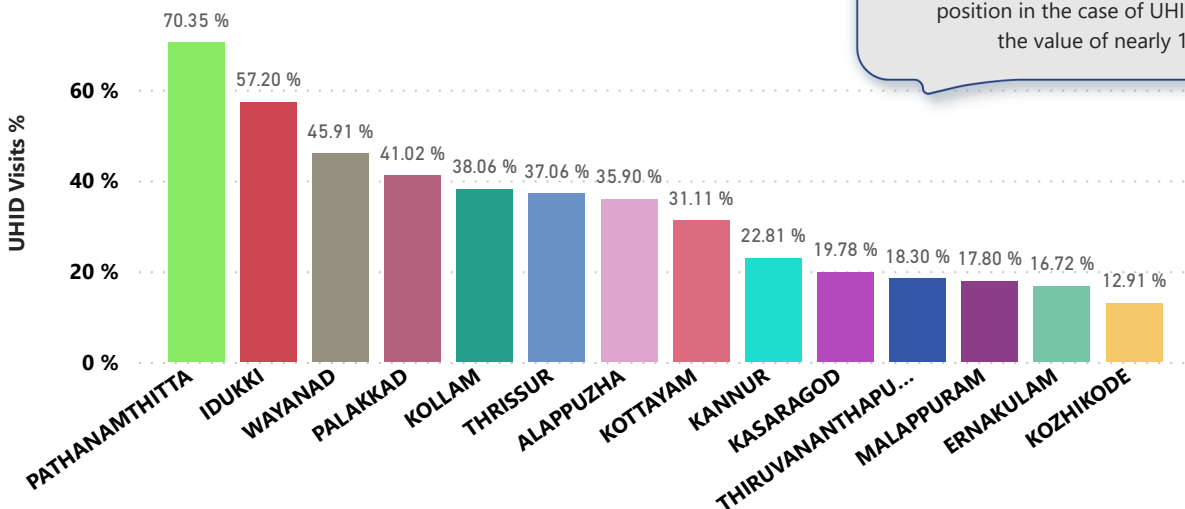
District	Institution Count	Institutions with Reception	% of institutions with Reception
IDUKKI	19	18	95.00 %
KOLLAM	30	28	93.00 %
THIRUVANANTHAPURAM	102	93	91.00 %
PATHANAMTHITTA	19	17	89.00 %
WAYANAD	17	15	88.00 %
KASARAGOD	23	20	87.00 %
PALAKKAD	44	38	86.00 %
MALAPPURAM	53	45	85.00 %
THRISSUR	69	54	78.00 %
KANNUR	39	28	72.00 %
KOZHIKODE	54	37	69.00 %
ALAPPUZHA	29	19	66.00 %
KOTTAYAM	31	20	65.00 %
ERNAKULAM	44	28	64.00 %

Institutions where the reception module is either not started or not using

Hospital Name
Taluk Headquarters Hospital Tirurangadi
Taluk Headquarters Hospital Malappuram
Family Health Centre Veliyancode
Family Health Centre Trippanachi
Family Health Centre Odakkayam
Family Health Centre Cherukavu
Family Health Centre Chemmalassery
District Public Health Laboratory Malappuram

3.2 e-Health Performance - UHID Visits

UHID Visit % is calculated as (UHID Visits / Total Visit) *100



Malappuram district stands at 12th position in the case of UHID Visits with the value of nearly 17.80%

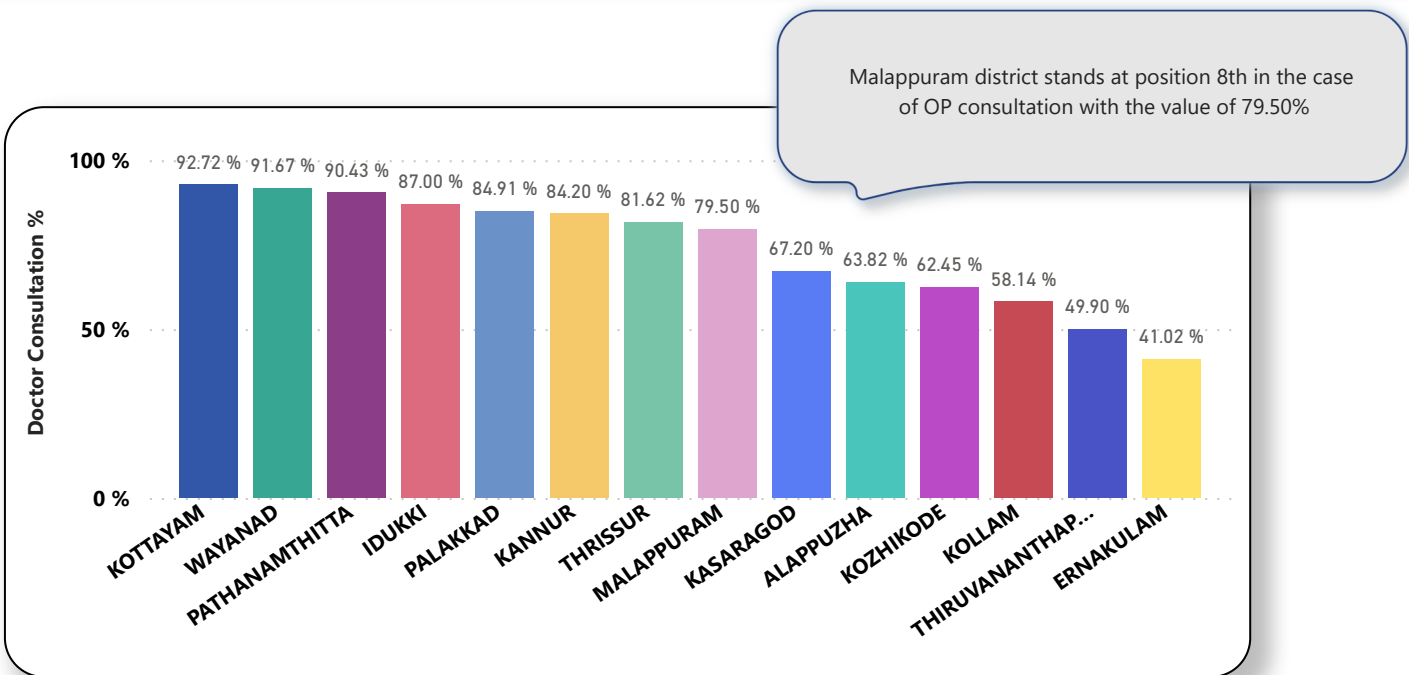
Institutions based on UHID Visits

Institutions with atleast 100 UHID visits are listed here.

Hospital	UHID Visit %
Family Health Centre Pulikkal	75.00 %
Family Health Centre Chokkad	73.00 %
Family Health Centre Moorkkanad	73.00 %
Family Health Centre Chaliyar	59.00 %
Family Health Centre Morayur	56.00 %
Family Health Centre Porur	56.00 %
Family Health Centre Elamkulam	51.00 %
Family Health Centre A R Nagar	37.00 %
Family Health Centre Koottayi	36.00 %
Family Health Centre Karulai	30.00 %
Family Health Centre Athanikkal	29.00 %
Family Health Centre Vazhikkadavu	27.00 %
Family Health Centre Kaladi	25.00 %

Hospital	UHID Visit %
Family Health Centre Alankode	3.00 %
Family Health Centre Pandikkad	4.00 %
Family Health Centre Parappanangadi	4.00 %
Family Health Centre Marakkara	6.00 %
Family Health Centre Chelembra	8.00 %
Family Health Centre Kottakkal	11.00 %
Family Health Centre Kuzhimanna	11.00 %
Family Health Centre Pang	14.00 %
Family Health Centre Ponmala	17.00 %
Family Health Centre Thazhekode	18.00 %
Family Health Centre Thirunavaya	18.00 %
Family Health Centre Nannambra	20.00 %
Family Health Centre Thanalur	22.00 %

3.3 e-Health Performance - Doctor Consultation



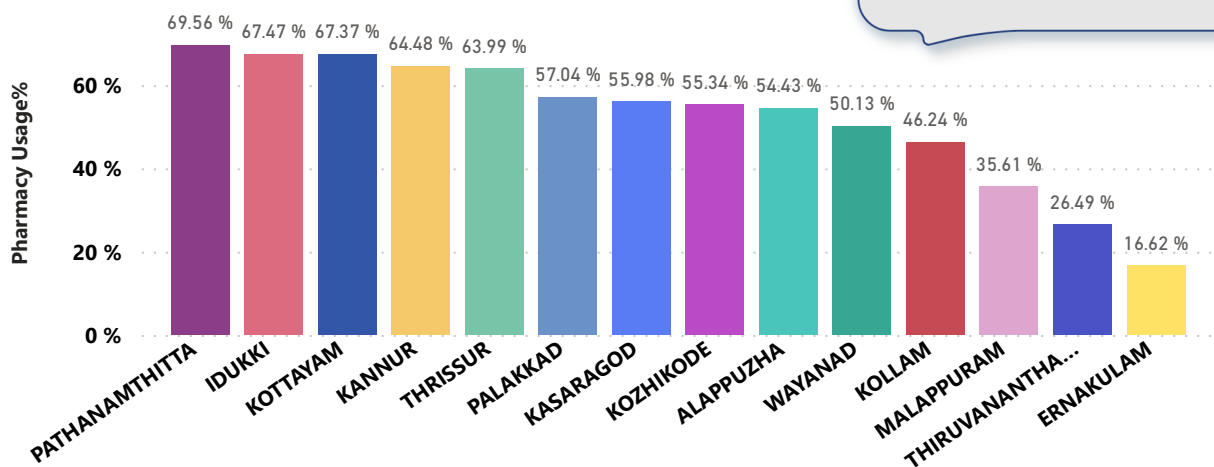
Doctor Consultation Percentage in all Institutions

Hospital	Doctor Consultation %	Hospital	Doctor Consultation %
Family Health Centre Parappanangadi	99.96 %	Family Health Centre Edayur	31.64 %
Family Health Centre A R Nagar	99.84 %	Family Health Centre Thirunavaya	39.89 %
Family Health Centre Vazhikkadavu	99.83 %	Family Health Centre Marakkara	60.60 %
Family Health Centre Pulikkal	99.21 %	Family Health Centre Pandikkad	68.78 %
Family Health Centre Nannambra	99.14 %	Family Health Centre Alankode	76.46 %
Family Health Centre Chokkad	98.98 %	Family Health Centre Chaliyar	80.48 %
Family Health Centre Ponmala	98.74 %	Family Health Centre Pang	81.37 %
Family Health Centre Koottayi	98.12 %	Family Health Centre Chelembra	82.20 %
Family Health Centre Morayur	97.97 %	Family Health Centre Elamkulam	88.81 %
Family Health Centre Kottakkal	97.86 %	Family Health Centre Porur	89.30 %
Family Health Centre Thazhakeode	97.56 %	Family Health Centre Kuzhimanna	93.89 %
Family Health Centre Moorkkanad	97.16 %	Family Health Centre Kaladi	95.04 %
Family Health Centre Thanalur	96.82 %	Family Health Centre Karulai	96.02 %
Family Health Centre Athanikkal	96.65 %	Family Health Centre Athanikkal	96.65 %
Family Health Centre Karulai	96.02 %	Family Health Centre Thanalur	96.82 %
Family Health Centre Kaladi	95.04 %	Family Health Centre Moorkkanad	97.16 %
Family Health Centre Kuzhimanna	93.89 %	Family Health Centre Thazhakeode	97.56 %
Family Health Centre Porur	89.30 %	Family Health Centre Kottakkal	97.86 %

3.4 e-Health Performance - Pharmacy Usage

Pharmacy usage is calculated as (Pharmacy Prescription Count / Total Visits) *100

Malappuram district stands at the 12th position in Pharmacy Usage with 35.61%.



Pharmacy Usage in all Institutions

Hospital	Pharmacy Usage %
Family Health Centre Moorkkanad	96.00 %
Family Health Centre Chokkad	95.00 %
Family Health Centre Parappanangadi	95.00 %
Family Health Centre Pulikkal	95.00 %
Family Health Centre Athanikkal	94.00 %
Family Health Centre Thanalur	94.00 %
Family Health Centre Vazhikkadavu	93.00 %
Family Health Centre Morayur	92.00 %
Family Health Centre A R Nagar	90.00 %
Family Health Centre Thazhekod	86.00 %
Family Health Centre Karulai	73.00 %
Family Health Centre Ponmala	71.00 %
Family Health Centre Koottayi	67.00 %
Family Health Centre Pang	57.00 %
Family Health Centre Porur	48.00 %
Family Health Centre Elamkulam	21.00 %

Hospital	Pharmacy Usage %
Family Health Centre Alankode	0.00 %
Family Health Centre Kuzhimanna	0.00 %
Family Health Centre Marakkara	0.00 %
Family Health Centre Nannambra	0.00 %
Family Health Centre Pandikkad	0.00 %
Family Health Centre Thirunavaya	0.00 %
Family Health Centre Kottakkal	1.00 %
Family Health Centre Chelembra	3.00 %
Family Health Centre Edayur	9.00 %
Family Health Centre Chaliyar	14.00 %
Family Health Centre Kaladi	16.00 %
Family Health Centre Elamkulam	21.00 %
Family Health Centre Porur	48.00 %
Family Health Centre Pang	57.00 %
Family Health Centre Koottayi	67.00 %
Family Health Centre Ponmala	71.00 %

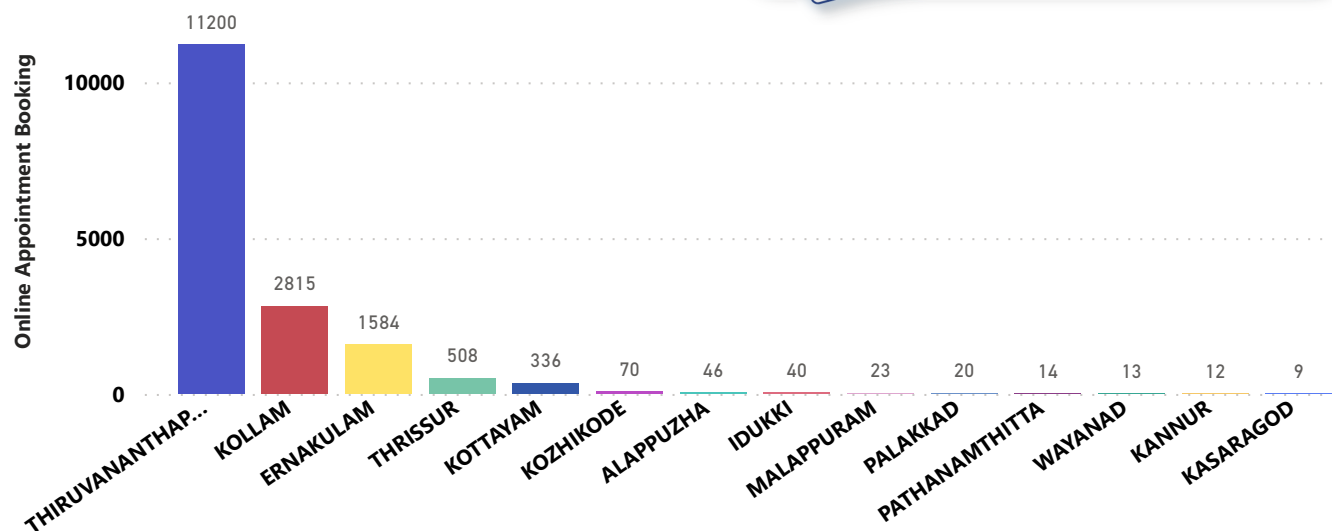
4. Status of Modules started in Hospitals

District wise status of live institutions and the count of various modules [Reception, OP Consultation, Lab, Pharmacy] started.

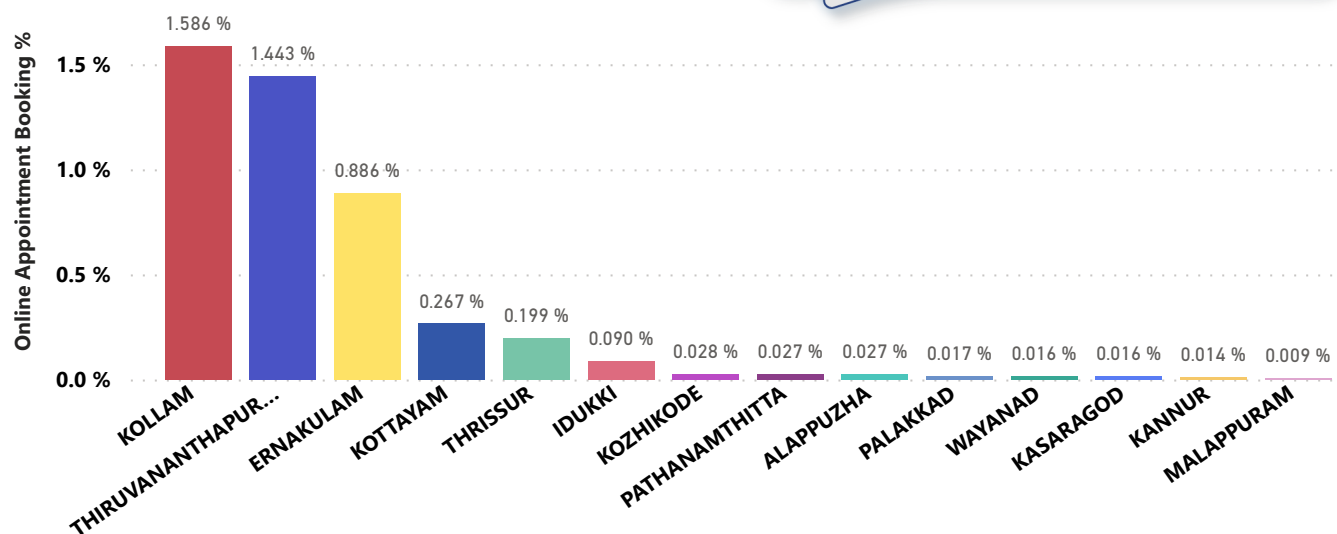
District Name	Live Institutions	Reception	Consultation	Lab	Pharmacy
THIRUVANANTHAPURAM	106	97 (91.5%)	90 (84.9%)	79 (74.5%)	71 (67.%)
THRISSUR	70	55 (78.6%)	52 (74.3%)	46 (65.7%)	48 (68.6%)
KOZHIKODE	56	36 (64.3%)	35 (62.5%)	29 (51.8%)	30 (53.6%)
MALAPPURAM	54	45 (83.3%)	44 (81.5%)	19 (35.2%)	22 (40.7%)
ERNAKULAM	45	29 (64.4%)	25 (55.6%)	13 (28.9%)	15 (33.3%)
PALAKKAD	45	39 (86.7%)	37 (82.2%)	31 (68.9%)	26 (57.8%)
KANNUR	39	26 (66.7%)	25 (64.1%)	21 (53.8%)	22 (56.4%)
KOTTAYAM	32	21 (65.6%)	21 (65.6%)	14 (43.8%)	19 (59.4%)
KOLLAM	31	24 (77.4%)	24 (77.4%)	23 (74.2%)	23 (74.2%)
ALAPPUZHA	30	20 (66.7%)	19 (63.3%)	19 (63.3%)	18 (60.%)
KASARAGOD	23	18 (78.3%)	17 (73.9%)	12 (52.2%)	17 (73.9%)
PATHANAMTHITTA	20	18 (90.%)	16 (80.%)	11 (55.%)	13 (65.%)
IDUKKI	19	18 (94.7%)	17 (89.5%)	11 (57.9%)	16 (84.2%)
WAYANAD	17	16 (94.1%)	16 (94.1%)	14 (82.4%)	15 (88.2%)
Total	587	462 (78.7%)	438 (74.6%)	342 (58.3%)	355 (60.5%)

5. Percentage of Online Appointment Booking in Hospitals

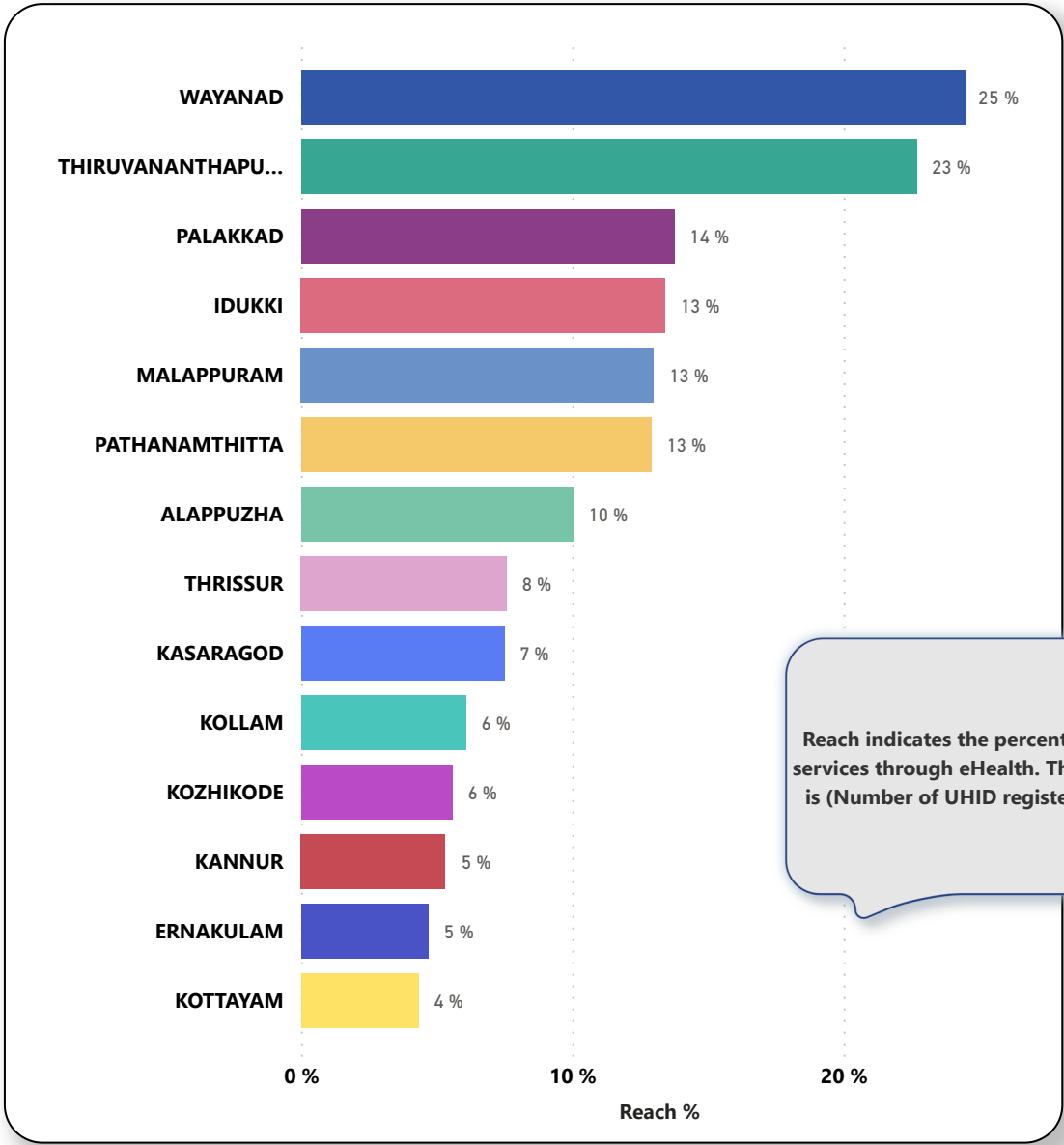
District-wise count of Online appointments taken during the month of April '23. Malappuram district stands at 9th position in the case of Online appointments.



District-wise percentage of online appointment booking up on OP visits for the month of April '23. Calculation is performed as (Online Visits / OP Visits) * 100 %.



6. eHealth Performance - Reach



7. Public Health Survey Status

