

1. eHealth Kerala - Vital Statistics

Live Institutions	45
Medical College Hospitals	1
PHCs/FHCs	41
CHCs	0
DHs/GHs	0
PH Labs	0
Other(Inc UPHCs,Taluk Hospitals)	3



2. Highlights



- The district is at position 3 in overall ranking based on district performance in providing eHealth services through all institutions except Medical Colleges.
- Reception module started in 38 of 44 institutions of the district.
- Palakkad district stands at 4th position in the case of UHID Visits with the value of 41.02%.
- Palakkad district stands at position 5 in the case of OP consultation with the value of 84.91%.
- The district stands at position 6 in Pharmacy Usage with 57%.
- The district is at 3rd position in reach rank which indicates UHID registration proportionate to the population.



- The district is at position 10 in online appointments.
- The district remains at position 10 in house survey completion (0.77%) and at position 7 in member survey completion (0.07%).

3. eHealth - District Ranking Matrix Based on Performance of all Institutions (except Medical Colleges)

The ranking matrix showcase the district performance in providing eHealth services through all institutions (except Medical Colleges) based on six different parameters. These parameters include whether the reception module is started or not, UHID Visits, Doctor Consultation, Pharmacy Usage, Lab Usage and number of Live Institutions. Based on the ranking, the districts are classified into three broad categories, the best performing districts, the average performing districts and the low performing districts.

The best performing districts should strive to continue to remain in the same position, whereas the average performing as well as the low performing districts should strive to reach to the 'top four' league.

The ranking matrix for the month of April '23 is given below:

District	Rank
IDUKKI	1
WAYANAD	1
PATHANAMTHITTA	2
PALAKKAD	3
THRISSUR	4
KOLLAM	5
KANNUR	6
KOTTAYAM	6
THIRUVANANTHAPURAM	6
ALAPPUZHA	7
KASARAGOD	7
KOZHIKODE	8
MALAPPURAM	8
ERNAKULAM	9

- Best performing
- Average performing
- Low performing

3. eHealth - Institution Level Ranking (except Medical Colleges)

Hospital	Rank
FAMILY HEALTH CENTRE KAVASSERY	1
FAMILY HEALTH CENTRE OZHALAPATHY	1
FAMILY HEALTH CENTRE KANHIRAPUZHA	2
FAMILY HEALTH CENTRE KERALASSERY	2
FAMILY HEALTH CENTRE KUTHANUR	2
FAMILY HEALTH CENTRE MANKARA	2
FAMILY HEALTH CENTRE MANNUR	2
FAMILY HEALTH CENTRE MATHUR	2
FAMILY HEALTH CENTRE PERUVEMBA	2
FAMILY HEALTH CENTRE VANNAMADA	2
URBAN PRIMARY HEALTH CENTRE KULAPPULLY	2
FAMILY HEALTH CENTRE ADAKKAPUTHUR	3
FAMILY HEALTH CENTRE KIZHAKKENCHERRY	3
FAMILY HEALTH CENTRE PUTHUCODE	3
FAMILY HEALTH CENTRE VANDAZHI	3
FAMILY HEALTH CENTRE VANIYAMKULAM	3
FAMILY HEALTH CENTRE KALLADIKODE	4
FAMILY HEALTH CENTRE KUMBIDI	4
FAMILY HEALTH CENTRE NELLAYA	4
FAMILY HEALTH CENTRE PATTITHARA	4
FAMILY HEALTH CENTRE POOKKOTTUKAVU	4

Hospital	Rank
FAMILY HEALTH CENTRE PUDUPPARIYARAM	13
GOVERNMENT TRIBAL SPECIALITY HOSPITAL KOTTATHARA	12
FAMILY HEALTH CENTRE CHALAVARA	11
FAMILY HEALTH CENTRE ELAMBULASSERY	10
FAMILY HEALTH CENTRE PERINGOTTUKURISSI	10
FAMILY HEALTH CENTRE PALLASSANA	9
FAMILY HEALTH CENTRE KAPPOOR	8
FAMILY HEALTH CENTRE KUNISSERY	8
FAMILY HEALTH CENTRE KOLLENGODE	7
FAMILY HEALTH CENTRE NANNIODE	7
FAMILY HEALTH CENTRE PARLI	7
FAMILY HEALTH CENTRE KUMARANELLUR	6
FAMILY HEALTH CENTRE PALLIPURAM PALAKKAD	6
URBAN PRIMARY HEALTH CENTRE DIARA STREET	6
FAMILY HEALTH CENTRE ANAKKATTY	5
FAMILY HEALTH CENTRE AYALUR	5
FAMILY HEALTH CENTRE KALLADIKODE	4
FAMILY HEALTH CENTRE KUMBIDI	4
FAMILY HEALTH CENTRE NELLAYA	4
FAMILY HEALTH CENTRE PATTITHARA	4

3.1 eHealth Performance - Reception Module

Reception Module is considered to be functional in an institution only if the number of total visits for the month is of minimum 500.

Reception module started in 38 of 44 institutions

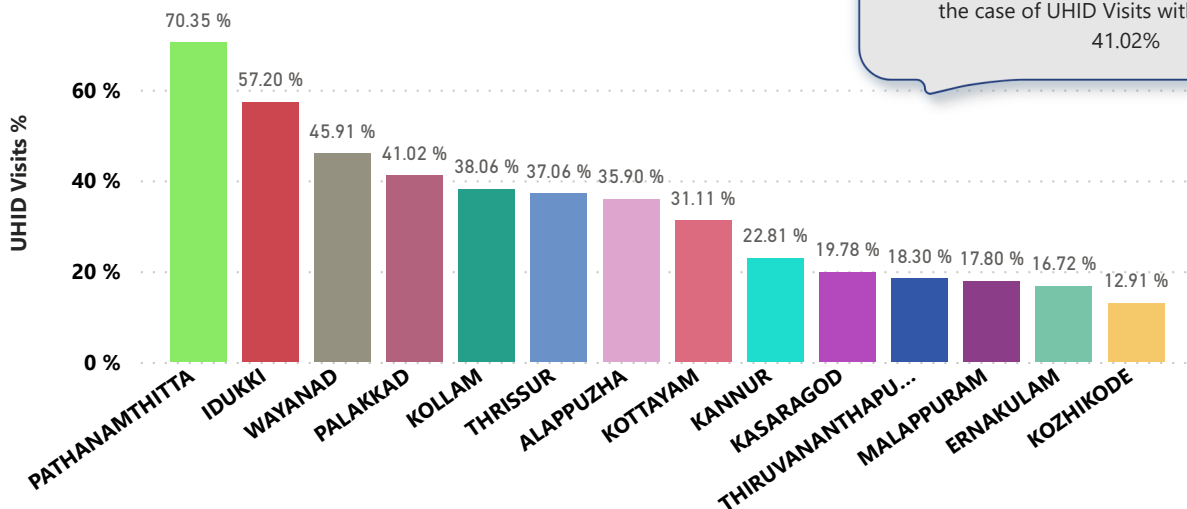
District	Institution Count	Institutions with Reception	% of institutions with Reception
IDUKKI	19	18	95.00 %
KOLLAM	30	28	93.00 %
THIRUVANANTHAPURAM	102	93	91.00 %
PATHANAMTHITTA	19	17	89.00 %
WAYANAD	17	15	88.00 %
KASARAGOD	23	20	87.00 %
PALAKKAD	44	38	86.00 %
MALAPPURAM	53	45	85.00 %
THRISSUR	69	54	78.00 %
KANNUR	39	28	72.00 %
KOZHIKODE	54	37	69.00 %
ALAPPUZHA	29	19	66.00 %
KOTTAYAM	31	20	65.00 %
ERNAKULAM	44	28	64.00 %

Hospital Name
Family Health Centre Karakurussi
Family Health Centre Kottoppadam
Family Health Centre Muthalamada
Family Health Centre Puduppariyaram
Family Health Centre Vadavanur
Family Health Centre Vellinezhi

Institutions where the reception module is either not started or not using

3.2 e-Health Performance - UHID Visits

UHID Visit % is calculated as (UHID Visits / Total Visit) *100



Palakkad district stands at 4th position in the case of UHID Visits with the value of 41.02%

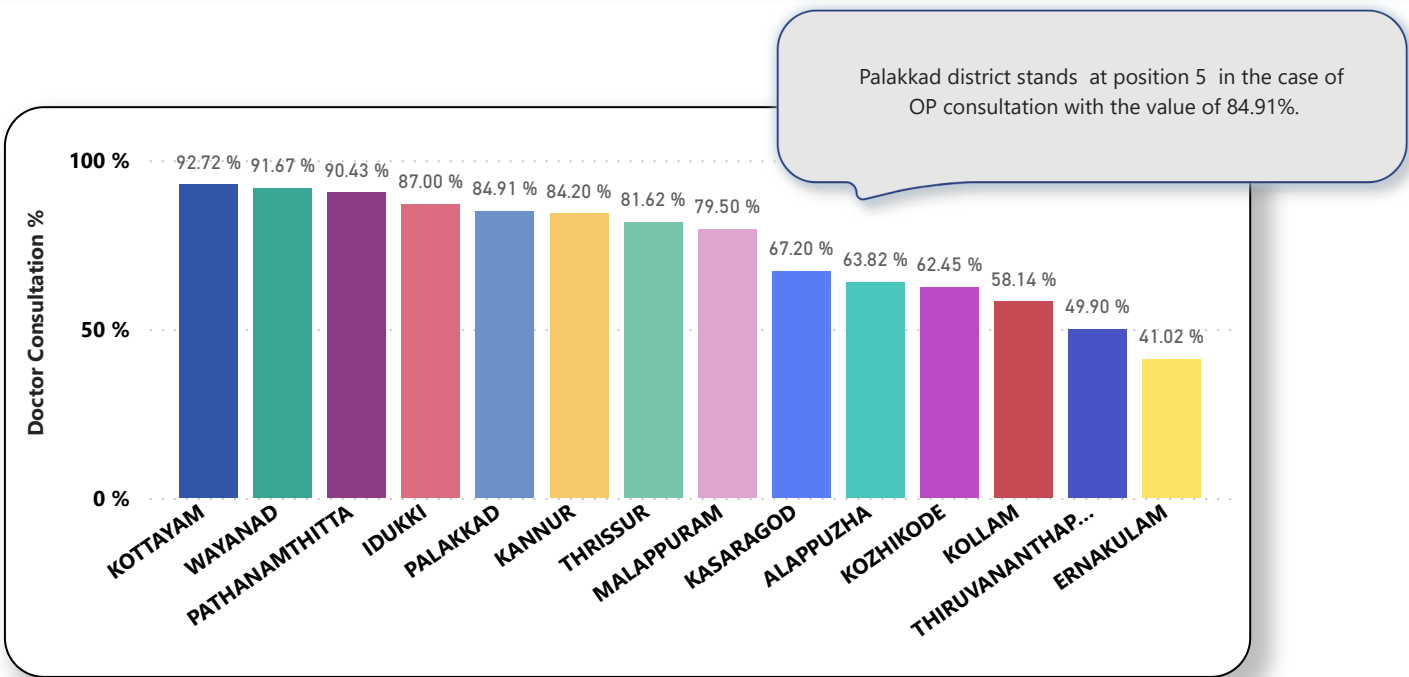
Institutions based on UHID Visits

Institutions with atleast 100 UHID visits are listed here.

Hospital	UHID Visit %
Family Health Centre Mannur	90.00 %
Family Health Centre Kavassery	89.00 %
Family Health Centre Pallipuram Palakkad	80.00 %
Family Health Centre Kizhakkencherry	77.00 %
Family Health Centre Kuthanur	74.00 %
Family Health Centre Vaniyamkulam	74.00 %
Family Health Centre Keralassery	68.00 %
Family Health Centre Mankara	63.00 %
Family Health Centre Ozhalapathy	63.00 %
Family Health Centre Puthucode	62.00 %
Urban Primary Health Centre Diara Street	61.00 %
Family Health Centre Ayalur	59.00 %
Family Health Centre Peruvemba	56.00 %

Hospital	UHID Visit %
Family Health Centre Kalladikode	4.00 %
Family Health Centre Kollengode	5.00 %
Family Health Centre Kappoor	6.00 %
Family Health Centre Chalavara	7.00 %
Government Tribal Speciality Hospital Kottathara	8.00 %
Family Health Centre Pattithara	14.00 %
Family Health Centre Pudur	15.00 %
Family Health Centre Pookkottukavu	17.00 %
Family Health Centre Sreekrishnapuram	25.00 %
Family Health Centre Adakkaputhur	26.00 %
Family Health Centre Kumbidi	40.00 %
Family Health Centre Kanhirapuzha	42.00 %

3.3 e-Health Performance - Doctor Consultation



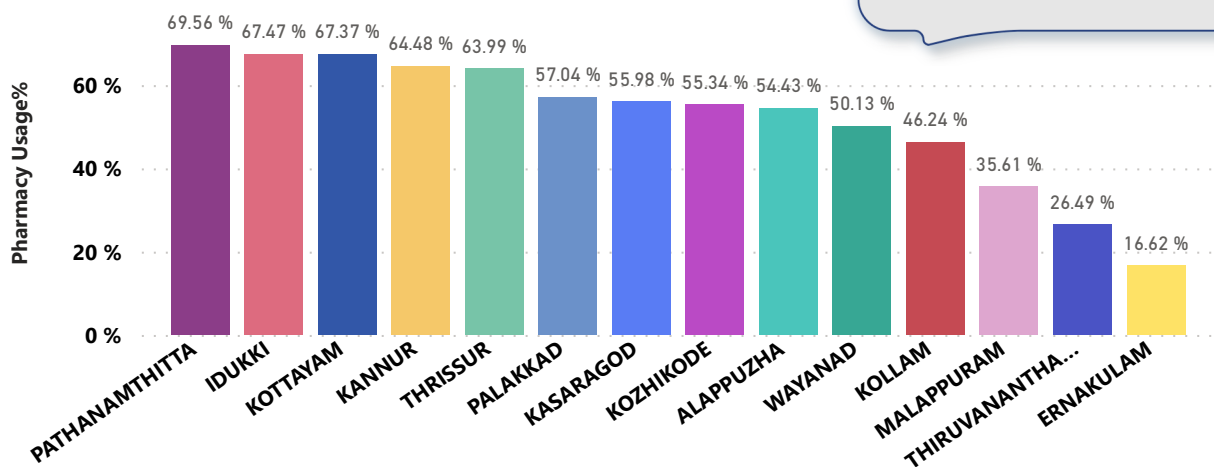
Doctor Consultation Percentage in all Institutions

Hospital	Doctor Consultation %	Hospital	Doctor Consultation %
Family Health Centre Vaniyamkulam	99.83 %	Government Tribal Speciality Hospital Kottathara	0.00 %
Family Health Centre Adakkaputhur	99.73 %	Family Health Centre Peringottukurissi	43.02 %
Family Health Centre Ozhalapathy	99.67 %	Family Health Centre Chalavara	54.63 %
Family Health Centre Pookkottukavu	99.54 %	Family Health Centre Nanniode	80.06 %
Family Health Centre Peruvemba	99.45 %	Family Health Centre Kumaranellur	81.28 %
Family Health Centre Vandazhi	99.25 %	Family Health Centre Pallipuram Palakkad	85.07 %
Family Health Centre Pattithara	99.24 %	Family Health Centre Kollengode	86.29 %
Family Health Centre Keralassery	99.02 %	Family Health Centre Kunissery	87.01 %
Family Health Centre Kavassery	99.00 %	Family Health Centre Mankara	87.14 %
Family Health Centre Kizhakkencherry	98.98 %	Family Health Centre Parli	91.08 %
Family Health Centre Kuthanur	98.91 %	Family Health Centre Mannur	94.09 %
Family Health Centre Kappoor	98.89 %	Family Health Centre Kumbidi	94.54 %
Family Health Centre Kalladikode	98.62 %	Family Health Centre Pudur	95.32 %
Family Health Centre Ayalur	98.56 %	Family Health Centre Puthucode	95.49 %
Family Health Centre Mathur	98.56 %	Family Health Centre Sreekrishnanuram	97.45 %
Urban Primary Health Centre Diara Street	98.46 %		
Family Health Centre Kanhirapuzha	98.24 %		

3.4 e-Health Performance - Pharmacy Usage

Pharmacy usage is calculated as (Pharmacy Prescription Count / Total Visits) *100

The palakkad district stands at position 6 in Pharmacy Usage with 57%.



Pharmacy Usage in all Institutions

Hospital	Pharmacy Usage %
Family Health Centre Kavassery	94.00 %
Family Health Centre Adakkaputhur	93.00 %
Family Health Centre Kalladikode	92.00 %
Family Health Centre Pattithara	92.00 %
Family Health Centre Pookkottukavu	92.00 %
Family Health Centre Vaniyamkulam	92.00 %
Family Health Centre Nellaya	91.00 %
Family Health Centre Peruvemba	91.00 %
Family Health Centre Kuthanur	90.00 %
Family Health Centre Kanhirapuzha	89.00 %
Family Health Centre Ozhalapathy	89.00 %
Family Health Centre Mannur	88.00 %
Family Health Centre Keralassery	87.00 %
Family Health Centre Kizhakkencherry	87.00 %
Family Health Centre Vannamada	87.00 %
Family Health Centre Mankara	86.00 %

Hospital	Pharmacy Usage %
Family Health Centre Ayalur	0.00 %
Family Health Centre Chalavara	0.00 %
Family Health Centre Kunissery	0.00 %
Family Health Centre Nanniode	0.00 %
Family Health Centre Pallipuram Palakkad	0.00 %
Family Health Centre Parli	0.00 %
Family Health Centre Peringottukurissi	0.00 %
Government Tribal Speciality Hospital Kottathara	0.00 %
Urban Primary Health Centre Diara Street	3.00 %
Family Health Centre Kappoor	21.00 %
Family Health Centre Kumaranellur	79.00 %
Family Health Centre Pudur	80.00 %
Family Health Centre Kumbidi	82.00 %
Urban Primary Health Centre	83.00 %

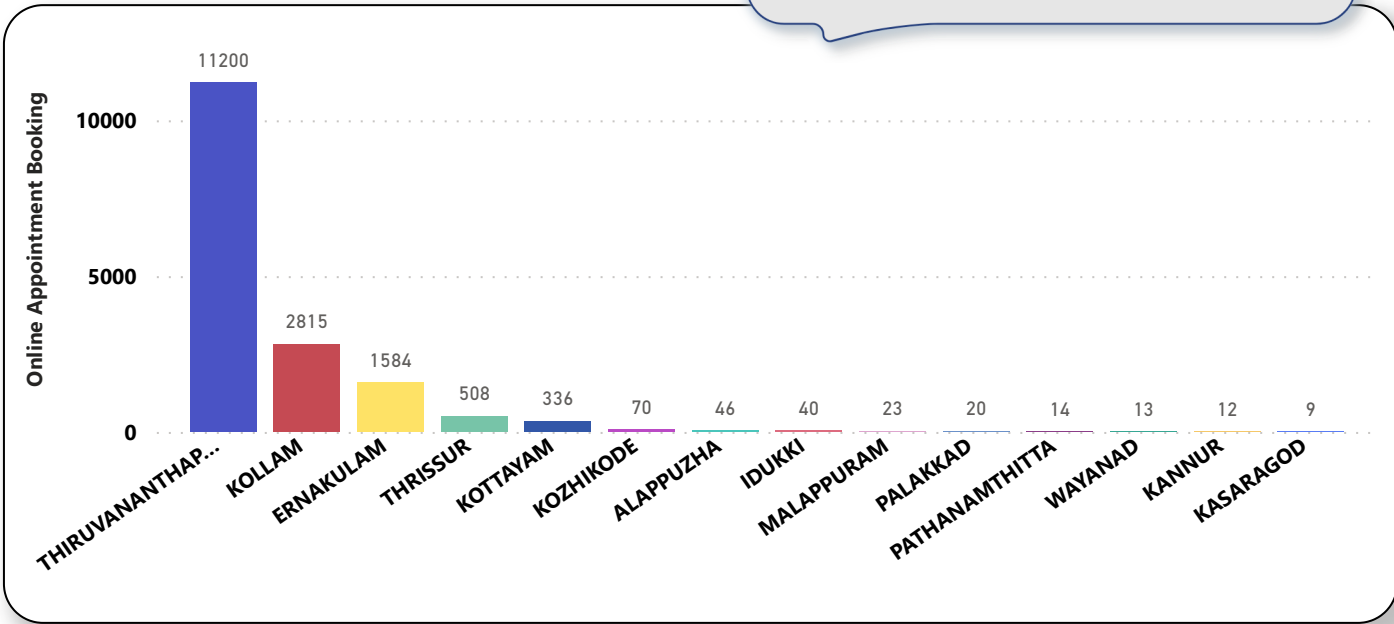
4. Status of Modules started in Hospitals

District wise status of live institutions and the count of various modules [Reception, OP Consultation, Lab, Pharmacy] started.

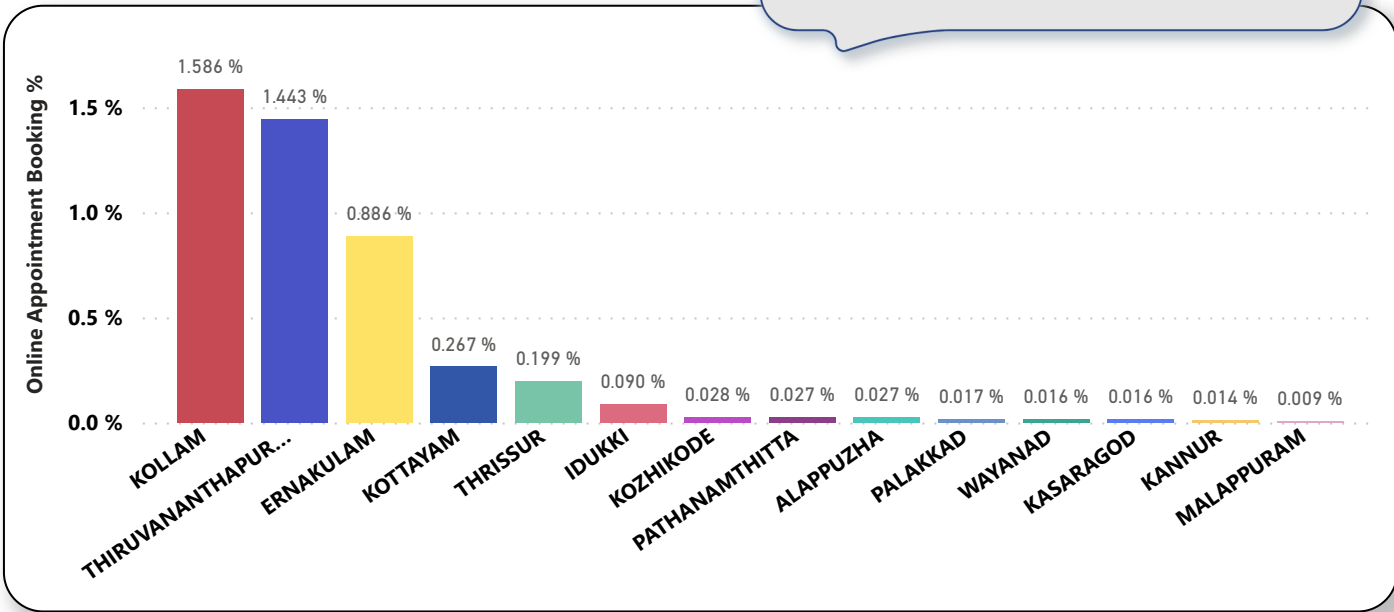
District Name	Live Institutions	Reception	Consultation	Lab	Pharmacy
THIRUVANANTHAPURAM	106	97 (91.5%)	90 (84.9%)	79 (74.5%)	71 (67.%)
THRISSUR	70	55 (78.6%)	52 (74.3%)	46 (65.7%)	48 (68.6%)
KOZHIKODE	56	36 (64.3%)	35 (62.5%)	29 (51.8%)	30 (53.6%)
MALAPPURAM	54	45 (83.3%)	44 (81.5%)	19 (35.2%)	22 (40.7%)
ERNAKULAM	45	29 (64.4%)	25 (55.6%)	13 (28.9%)	15 (33.3%)
PALAKKAD	45	39 (86.7%)	37 (82.2%)	31 (68.9%)	26 (57.8%)
KANNUR	39	26 (66.7%)	25 (64.1%)	21 (53.8%)	22 (56.4%)
KOTTAYAM	32	21 (65.6%)	21 (65.6%)	14 (43.8%)	19 (59.4%)
KOLLAM	31	24 (77.4%)	24 (77.4%)	23 (74.2%)	23 (74.2%)
ALAPPUZHA	30	20 (66.7%)	19 (63.3%)	19 (63.3%)	18 (60.%)
KASARAGOD	23	18 (78.3%)	17 (73.9%)	12 (52.2%)	17 (73.9%)
PATHANAMTHITTA	20	18 (90.%)	16 (80.%)	11 (55.%)	13 (65.%)
IDUKKI	19	18 (94.7%)	17 (89.5%)	11 (57.9%)	16 (84.2%)
WAYANAD	17	16 (94.1%)	16 (94.1%)	14 (82.4%)	15 (88.2%)
Total	587	462 (78.7%)	438 (74.6%)	342 (58.3%)	355 (60.5%)

5. Percentage of Online Appointment Booking in Hospitals

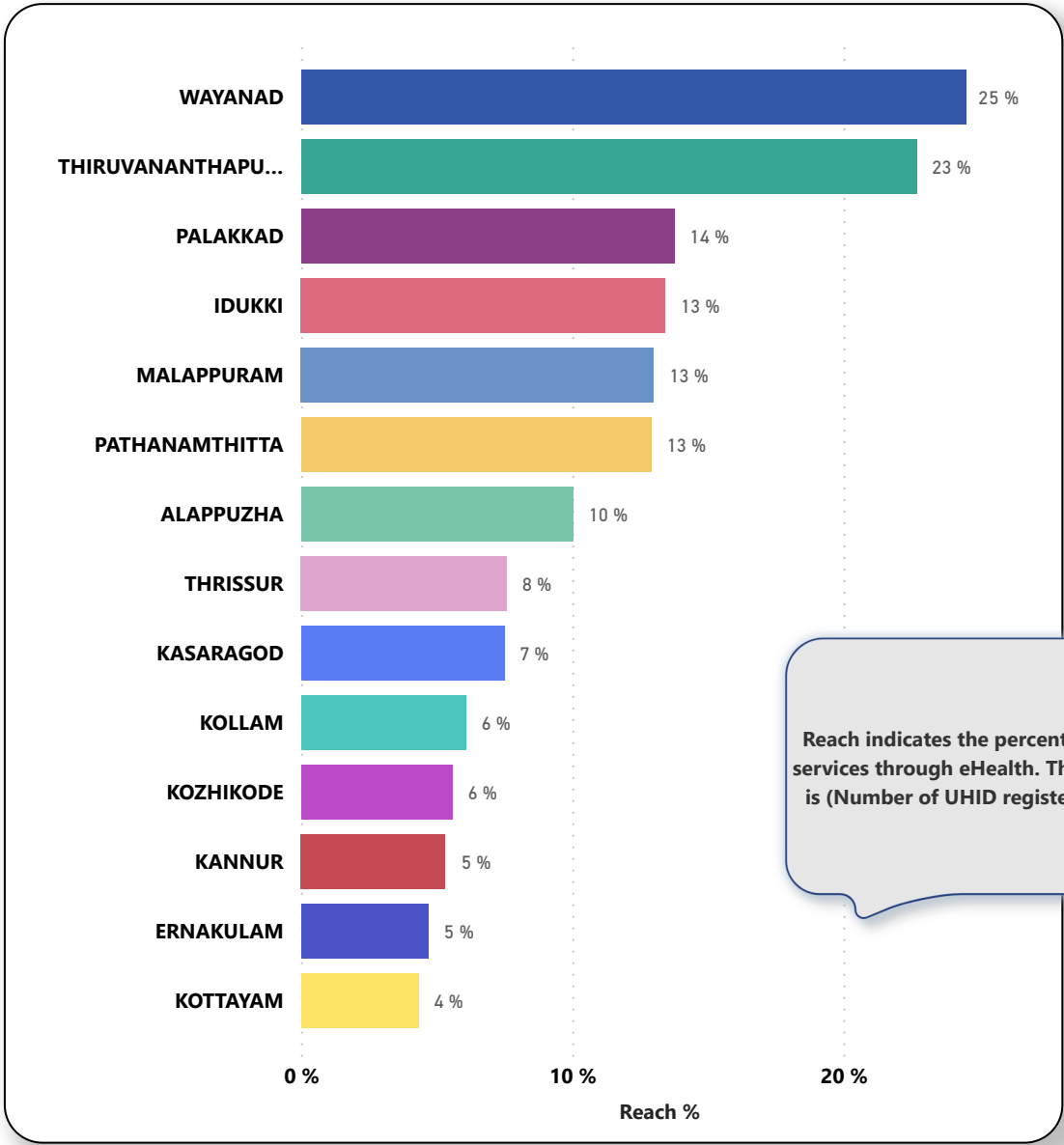
District-wise count of Online appointments taken during the month of April '23. Palakkad district remains at 10th position in Online appointments.



District-wise percentage of online appointment booking up on OP visits for the month of April '23. Calculation is performed as (Online Visits / OP Visits) * 100 %.



6. eHealth Performance - Reach



7. Public Health Survey Status

