

1. eHealth Kerala - Vital Statistics

Live Institutions	20
Medical College Hospitals	1
PHCs/FHCs	17
CHCs	0
DHs/GHs	1
PH Labs	0
Other(Inc UPHCs,Taluk Hospitals)	1



2. Highlights



- The district remains at position 1 in overall performance ranking of districts based on PHCs/FHCs/UPHCs.
- Reception module started in 17 of 19 Institutions.
- PTA district is at position 1 in UHID Visits with 70.35%
- PTA district is at position 3 in OP consultation with 90.43%.
- The district remains at position 1 in Pharmacy Usage with nearly 69%.



- The district is at position 6 in house survey completion (3.36%) and member survey completion (0.11%).
- The district is at position 11 in the number of online appointment booking.
- District is at Position 6 in the reach which indicates the percentage of population availing the services from eHealth.

3. eHealth - District Ranking Matrix Based on Performance of all Institutions (except Medical Colleges)

The ranking matrix showcase the district performance in providing eHealth services through all institutions (except Medical Colleges) based on six different parameters. These parameters include whether the reception module is started or not, UHID Visits, Doctor Consultation, Pharmacy Usage, Lab Usage and number of Live Institutions. Based on the ranking, the districts are classified into three broad categories, the best performing districts, the average performing districts and the low performing districts.

The best performing districts should strive to continue to remain in the same position, whereas the average performing as well as the low performing districts should strive to reach to the 'top four' league.

The ranking matrix for the month of April '23 is given below:

District	Rank
IDUKKI	1
WAYANAD	1
PATHANAMTHITTA	2
PALAKKAD	3
THRISSUR	4
KOLLAM	5
KANNUR	6
KOTTAYAM	6
THIRUVANANTHAPURAM	6
ALAPPUZHA	7
KASARAGOD	7
KOZHIKODE	8
MALAPPURAM	8
ERNAKULAM	9

- Best performing
- Average performing
- Low performing

3. eHealth - Institution Level Ranking (except Medical Colleges)

Hospital	Rank
FAMILY HEALTH CENTRE MEZHUVELI	1
FAMILY HEALTH CENTRE CHANDANAPPALLY	2
FAMILY HEALTH CENTRE CHENNERKARA	2
FAMILY HEALTH CENTRE EZHAMKULAM	2
FAMILY HEALTH CENTRE KOIPURAM	2
FAMILY HEALTH CENTRE PALICKAL	2
FAMILY HEALTH CENTRE PANDALAM	2
FAMILY HEALTH CENTRE KIZHAKKE OTHERA	3
FAMILY HEALTH CENTRE THANNITHODU	3
FAMILY HEALTH CENTRE VADASSERIKKARA	3
FAMILY HEALTH CENTRE KOTTANGAL	4
FAMILY HEALTH CENTRE NARANAMMOOZHY	4
FAMILY HEALTH CENTRE ANICAD	5
FAMILY HEALTH CENTRE KADAMMANITTA	5
URBAN FAMILY HEALTH CENTRE THIRUVALLA	6
FAMILY HEALTH CENTRE NIRANAM	7
FAMILY HEALTH CENTRE CHITTAR	8

3.1 eHealth Performance - Reception Module

Reception Module is considered to be functional in an institution only if the number of total visits for the month is of minimum 500.

Reception module started in 17 of 19 institutions

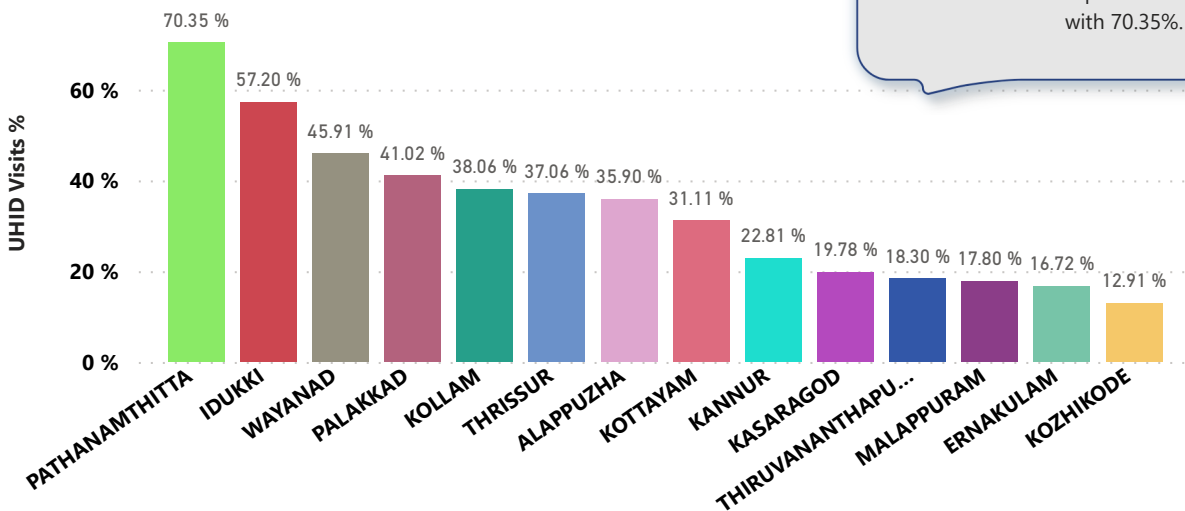
District	Institution Count	Institutions with Reception	% of institutions with Reception
IDUKKI	19	18	95.00 %
KOLLAM	30	28	93.00 %
THIRUVANANTHAPURAM	102	93	91.00 %
PATHANAMTHITTA	19	17	89.00 %
WAYANAD	17	15	88.00 %
KASARAGOD	23	20	87.00 %
PALAKKAD	44	38	86.00 %
MALAPPURAM	53	45	85.00 %
THRISSUR	69	54	78.00 %
KANNUR	39	28	72.00 %
KOZHIKODE	54	37	69.00 %
ALAPPUZHA	29	19	66.00 %
KOTTAYAM	31	20	65.00 %
ERNAKULAM	44	28	64.00 %

Institutions where the reception module is either not started or not using

Hospital Name
Family Health Centre Vechoochira
General Hospital Pathanamthitta

3.2 e-Health Performance - UHID Visits

UHID Visit % is calculated as (UHID Visits / Total Visit) *100

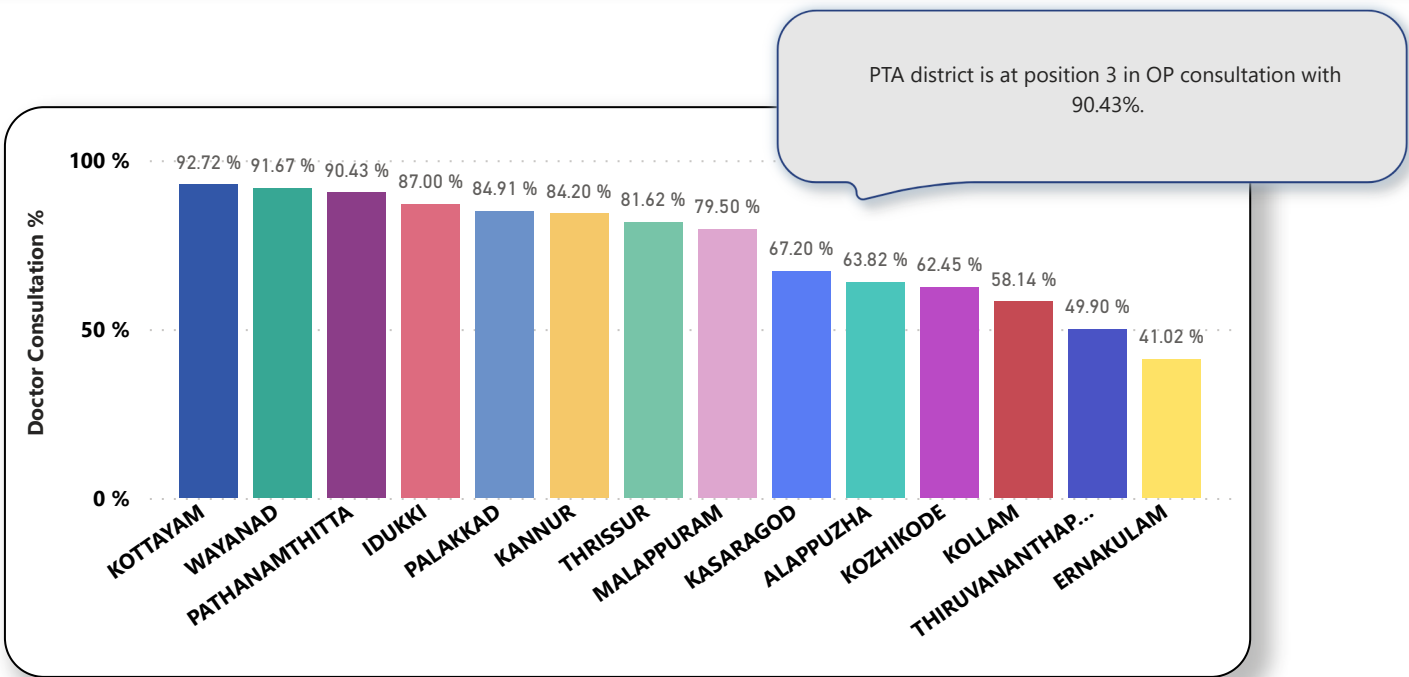


Institutions based on UHID Visits

Hospital	UHID Visit %
Family Health Centre Thannithodu	90.00 %
Family Health Centre Vadasserikkara	90.00 %
Family Health Centre Naranammoozhy	89.00 %
Family Health Centre Kottangal	87.00 %
Family Health Centre Anicad	85.00 %
Family Health Centre Pallickal	85.00 %
Family Health Centre Mezhuveli	83.00 %
Family Health Centre Ezhamkulam	72.00 %
Family Health Centre Kadammanitta	71.00 %
Family Health Centre Chennerkara	69.00 %
Family Health Centre Chittar	67.00 %
Family Health Centre Chandanappally	63.00 %
Family Health Centre Koipuram	62.00 %
Family Health Centre Pandalam	56.00 %
Family Health Centre Kizhakke Othera	55.00 %
Urban Family Health Centre Thiruvalla	55.00 %
Family Health Centre Niranam	41.00 %

Institutions with atleast 100 UHID visits are listed here.

3.3 e-Health Performance - Doctor Consultation



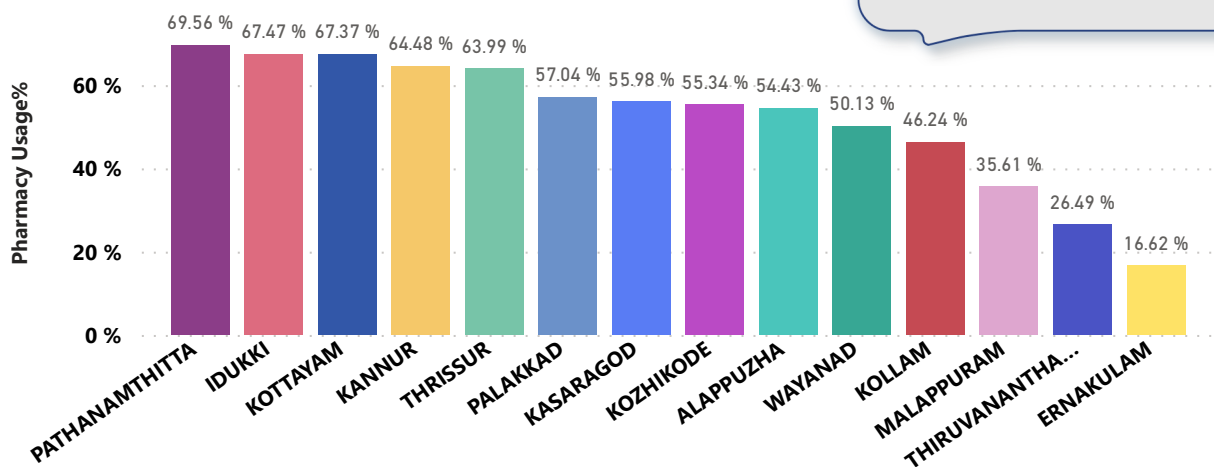
Doctor Consultation Percentage in all Institutions

Hospital	Doctor Consultation %
Family Health Centre Vadasserikkara	99.92 %
Family Health Centre Mezhuveli	99.75 %
Family Health Centre Naranammoozhy	99.47 %
Family Health Centre Koipuram	98.94 %
Family Health Centre Pallickal	98.82 %
Family Health Centre Chennerkara	98.43 %
Family Health Centre Kottangal	98.25 %
Family Health Centre Kizhakke Othera	98.16 %
Family Health Centre Chandanappally	97.54 %
Family Health Centre Thannithodu	97.31 %
Family Health Centre Pandalam	95.46 %
Urban Family Health Centre Thiruvalla	93.61 %
Family Health Centre Kadammanitta	93.50 %
Family Health Centre Ezhamkulam	92.34 %
Family Health Centre Niranam	88.88 %
Family Health Centre Anicad	88.65 %
Family Health Centre Chittar	0.93 %

3.4 e-Health Performance - Pharmacy Usage

Pharmacy usage is calculated as (Pharmacy Prescription Count / Total Visits) *100

The PTA district stands at position 1 in Pharmacy Usage with 69.56%.



Pharmacy Usage in all Institutions

Hospital	Pharmacy Usage %
Family Health Centre Anicad	0.00 %
Family Health Centre Chandanappally	86.00 %
Family Health Centre Chennerkara	91.00 %
Family Health Centre Chittar	0.00 %
Family Health Centre Ezhamkulam	82.00 %
Family Health Centre Kadammanitta	81.00 %
Family Health Centre Kizhakke Othera	82.00 %
Family Health Centre Koipuram	88.00 %
Family Health Centre Kottangal	89.00 %
Family Health Centre Mezhuveli	93.00 %
Family Health Centre Naranammoozhy	89.00 %
Family Health Centre Niranam	4.00 %
Family Health Centre Pallickal	89.00 %
Family Health Centre Pandalam	80.00 %
Family Health Centre Thannithodu	93.00 %
Family Health Centre Vadasserikkara	93.00 %
Urban Family Health Centre Thiruvalla	0.00 %

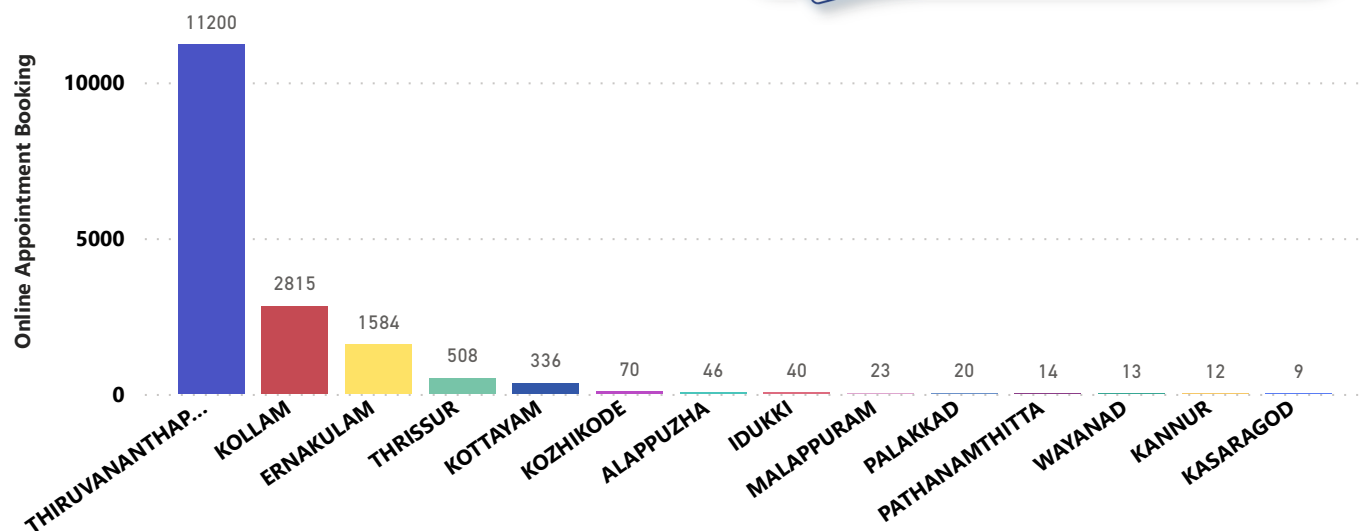
4. Status of Modules started in Hospitals

District wise status of live institutions and the count of various modules [Reception, OP Consultation, Lab, Pharmacy] started.

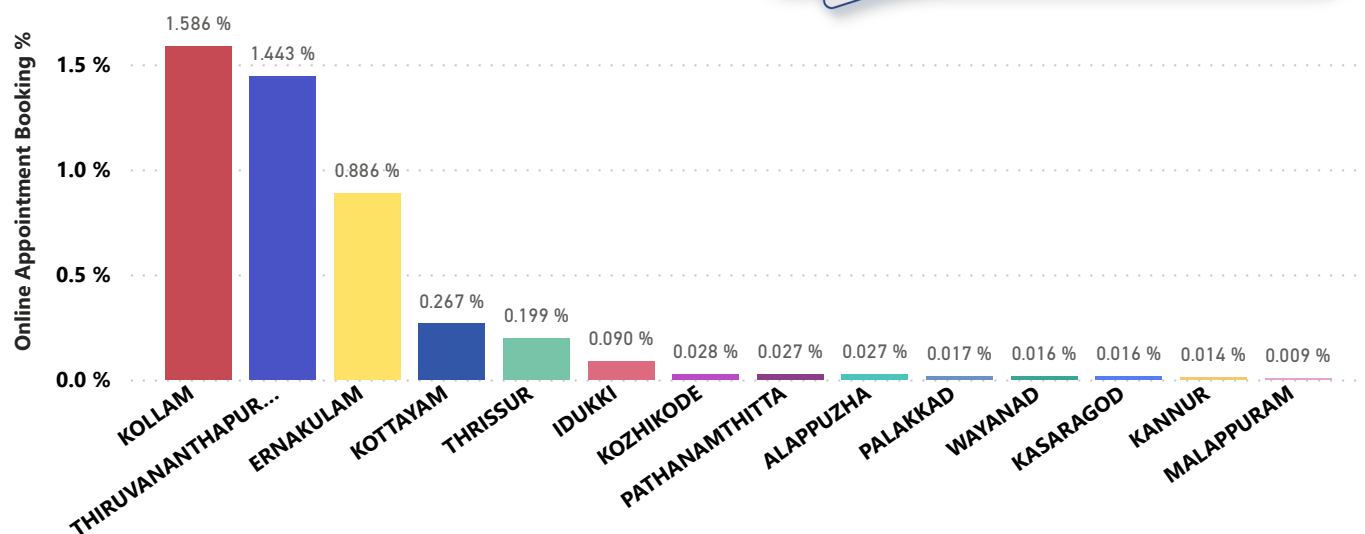
District Name	Live Institutions	Reception	Consultation	Lab	Pharmacy
THIRUVANANTHAPURAM	106	97 (91.5%)	90 (84.9%)	79 (74.5%)	71 (67.%)
THRISSUR	70	55 (78.6%)	52 (74.3%)	46 (65.7%)	48 (68.6%)
KOZHIKODE	56	36 (64.3%)	35 (62.5%)	29 (51.8%)	30 (53.6%)
MALAPPURAM	54	45 (83.3%)	44 (81.5%)	19 (35.2%)	22 (40.7%)
ERNAKULAM	45	29 (64.4%)	25 (55.6%)	13 (28.9%)	15 (33.3%)
PALAKKAD	45	39 (86.7%)	37 (82.2%)	31 (68.9%)	26 (57.8%)
KANNUR	39	26 (66.7%)	25 (64.1%)	21 (53.8%)	22 (56.4%)
KOTTAYAM	32	21 (65.6%)	21 (65.6%)	14 (43.8%)	19 (59.4%)
KOLLAM	31	24 (77.4%)	24 (77.4%)	23 (74.2%)	23 (74.2%)
ALAPPUZHA	30	20 (66.7%)	19 (63.3%)	19 (63.3%)	18 (60.%)
KASARAGOD	23	18 (78.3%)	17 (73.9%)	12 (52.2%)	17 (73.9%)
PATHANAMTHITTA	20	18 (90.%)	16 (80.%)	11 (55.%)	13 (65.%)
IDUKKI	19	18 (94.7%)	17 (89.5%)	11 (57.9%)	16 (84.2%)
WAYANAD	17	16 (94.1%)	16 (94.1%)	14 (82.4%)	15 (88.2%)
Total	587	462 (78.7%)	438 (74.6%)	342 (58.3%)	355 (60.5%)

5. Percentage of Online Appointment Booking in Hospitals

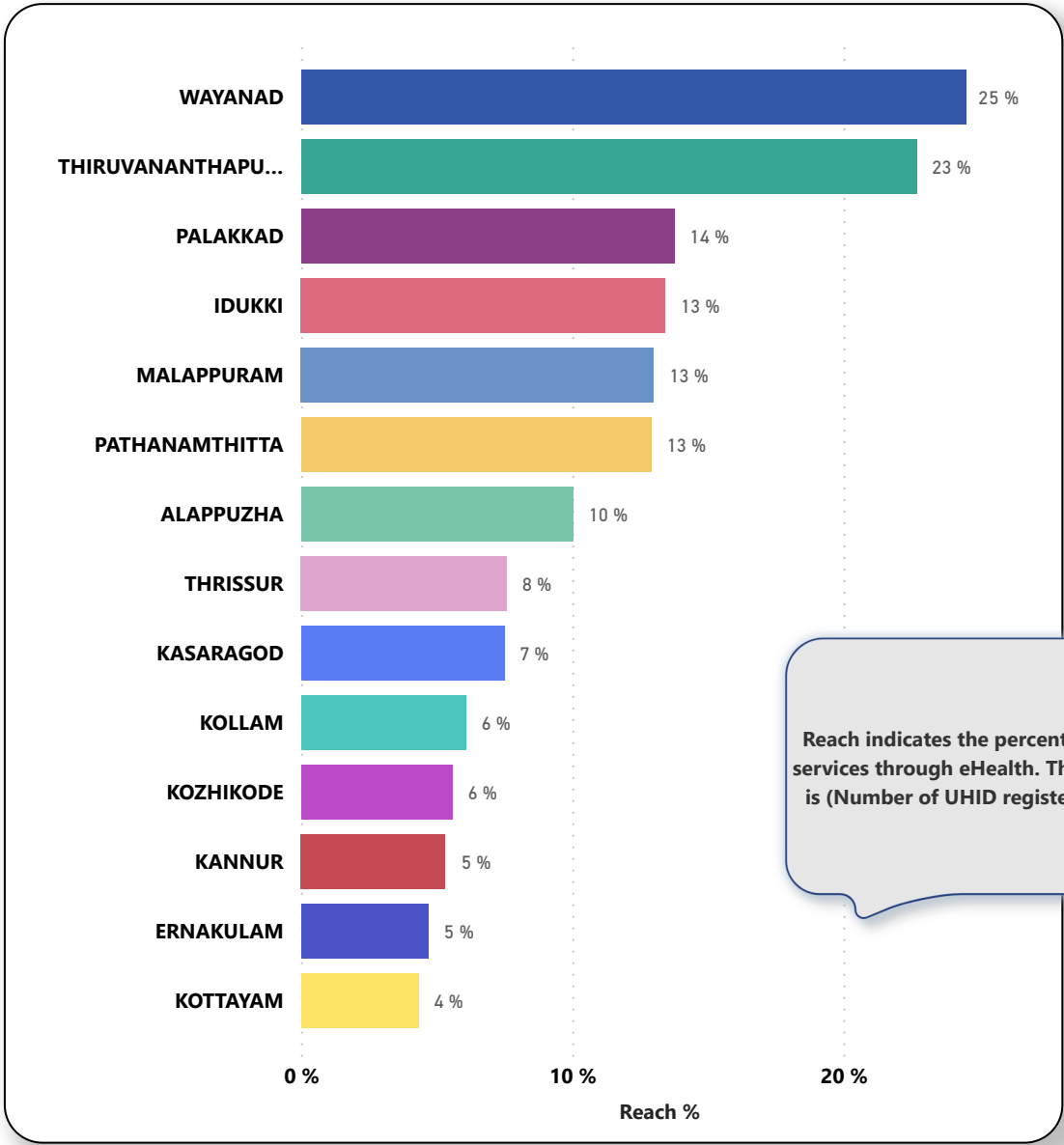
District-wise count of Online appointments taken during the month of April '23. PTA is at position 11 in online appointments.



District-wise percentage of online appointment booking up on OP visits for the month of April '23. Calculation is performed as (Online Visits / OP Visits) * 100 %.



6. eHealth Performance - Reach



7. Public Health Survey Status

