

1. eHealth Kerala - Vital Statistics

Live Institutions	587
Medical College Hospitals	14
PHCs/FHCs	451
CHCs	26
DHs/GHs	18
PH Labs	2
Other(Inc UPHCs, Taluk Hospitals)	76



2. Highlights



- eHealth rolled out in 4 new institutions during the month of April' 23.
- Idukki and Wayanad district tops in overall ranking based on district performance in providing eHealth services through all institutions except Medical Colleges.
- Highest percentage of UHID Visits was recorded in Pathanamthitta district(nearly 70%).
- Highest percentage of Doctor consultation was recorded in Kottayam(93%) followed by Wayanad(92%) and Pathanamthitta (91%) districts.
- Highest percentage of Pharmacy Usage was recorded in Pathanamthitta district(nearly 70%).
- Thiruvananthapuram district remains at top position in the number of online appointments booking followed by Kollam and Ernakulam.



- Ernakulam district is in the last position in the overall performance ranking of districts based on all institutions except Medical Colleges.
- Lowest percentage of UHID Visits was recorded in Kozhikode district (nearly 13%).
- Lowest percentage of Doctor Consultation was recorded in Ernakulam district(nearly 41%).
- Lowest percentage of Pharmacy Usage was recorded in Ernakulam district(16%).
- House survey completion status is less than 5% for majority of the districts, except Thiruvananthapuram(57%),Idukki(43%), Thrissur (42%) and Kannur(31%).
- Member survey completion status is less than 1% for all districts except Thiruvananthapuram (3%).

3. eHealth - District Ranking Matrix Based on Performance of all Institutions (except Medical Colleges)

The ranking matrix showcase the district performance in providing eHealth services through all institutions (except Medical Colleges) based on six different parameters. These parameters include whether the reception module is started or not, UHID Visits, Doctor Consultation, Pharmacy Usage, Lab Usage and number of Live Institutions. Based on the ranking, the districts are classified into three broad categories, the best performing districts, the average performing districts and the low performing districts.

The best performing districts should strive to continue to remain in the same position, whereas the average performing as well as the low performing districts should strive to reach to the 'top four' league.

The ranking matrix for the month of April '23 is given below:

District	Rank
IDUKKI	1
WAYANAD	1
PATHANAMTHITTA	2
PALAKKAD	3
THRISSUR	4
KOLLAM	5
KANNUR	6
KOTTAYAM	6
THIRUVANANTHAPURAM	6
ALAPPUZHA	7
KASARAGOD	7
KOZHIKODE	8
MALAPPURAM	8
ERNAKULAM	9

- Best performing
- Average performing
- Low performing

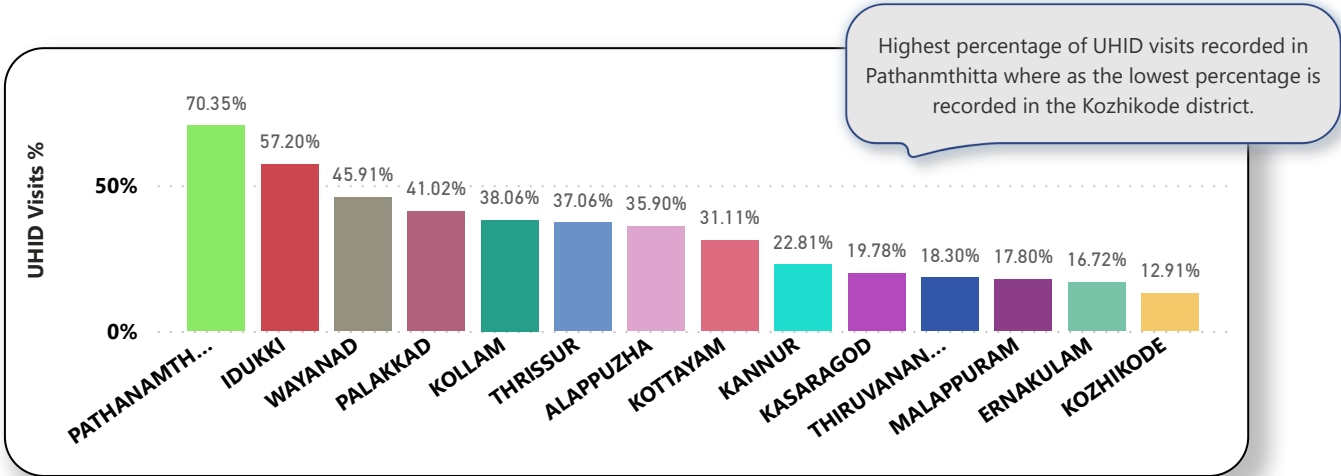
3.1 eHealth Performance - Reception Module

Reception Module is considered to be functional in an institution only if the number of total visits for the month is of minimum 500.

District	Institution Count	Institutions with Reception	% of Institutions with Reception
THIRUVANANTHAPURAM	102	93	91.00%
THRISSUR	69	54	78.00%
KOZHIKODE	54	37	69.00%
MALAPPURAM	53	45	85.00%
ERNAKULAM	44	28	64.00%
PALAKKAD	44	38	86.00%
KANNUR	39	28	72.00%
KOTTAYAM	31	20	65.00%
KOLLAM	30	28	93.00%
ALAPPUZHA	29	19	66.00%
KASARAGOD	23	20	87.00%
IDUKKI	19	18	95.00%
PATHANAMTHITTA	19	17	89.00%
WAYANAD	17	15	88.00%

3.2 e-Health Performance - UHID Visits

UHID Visit % is calculated as (UHID Visits / Total Visit) *100



Institutions based on UHID Visits

Hospital	UHID Visits %	District
FAMILY HEALTH CENTRE NALUKETTU	100.00%	THRISSUR
FAMILY HEALTH CENTRE ANAKUDY	94.00%	THIRUVANANTHAPURAM
URBAN HEALTH CENTRE MANNANTHALA	92.00%	THIRUVANANTHAPURAM
FAMILY HEALTH CENTRE MANNUR	90.00%	PALAKKAD
FAMILY HEALTH CENTRE THANNITHODU	90.00%	PATHANAMTHITTA
FAMILY HEALTH CENTRE VADASSERIKKARA	90.00%	PATHANAMTHITTA
FAMILY HEALTH CENTRE KAVASSERY	89.00%	PALAKKAD
FAMILY HEALTH CENTRE NARANAMMOOZHY	89.00%	PATHANAMTHITTA
FAMILY HEALTH CENTRE UMMANNOOR	88.00%	KOLLAM
FAMILY HEALTH CENTRE KOTTANGAL	87.00%	PATHANAMTHITTA

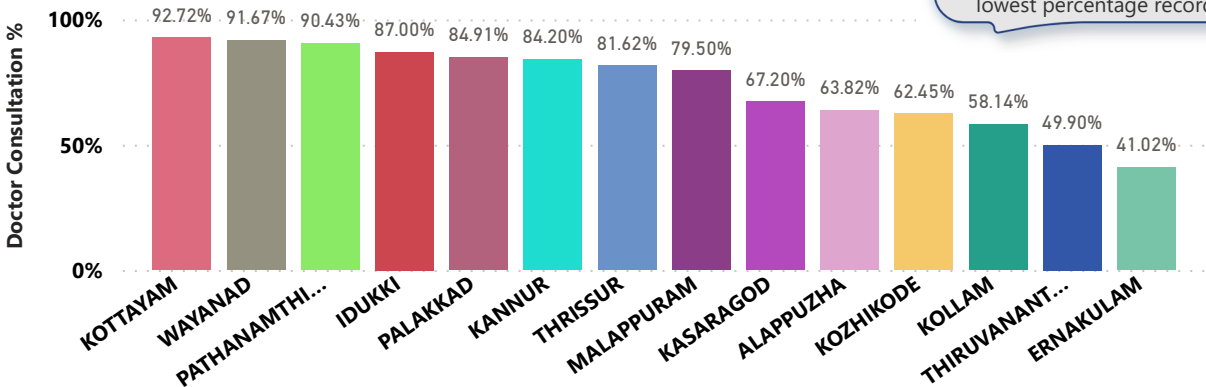
UHID Visit % sorted in descending order.

Hospital	UHID Visits %	District
DISTRICT HOSPITAL VADAKARA	1.00%	KOZHIKODE
TALUK HEADQUARTERS HOSPITAL CHIRAYINKEEZH	1.00%	THIRUVANANTHAPURAM
TALUK HOSPITAL FEROKE	1.00%	KOZHIKODE
TALUK HOSPITAL FORT THIRUVANANTHAPURAM	1.00%	THIRUVANANTHAPURAM
TALUK HOSPITAL NEMOM	1.00%	THIRUVANANTHAPURAM
COMMUNITY HEALTH CENTRE MOKKAM	2.00%	KOZHIKODE
COMMUNITY HEALTH CENTRE VELLARADA	2.00%	THIRUVANANTHAPURAM
DISTRICT HOSPITAL MAVELIKARA	2.00%	ALAPPUZHA
FAMILY HEALTH CENTRE RAMANATUKARA	2.00%	KOZHIKODE
TALUK HOSPITAL KUTTIADI	2.00%	KOZHIKODE

UHID Visit % sorted in ascending order.

3.3 e-Health Performance - Doctor Consultation

Doctor Consultation % is calculated as (OP Consultation count / OP Visit Count) *100



Doctor Consultation Percentage in Institutions

Hospital	Doctor Consultation %	District
FAMILY HEALTH CENTRE IRINGAL KOTTAKKAL	99.98%	KOZHIKODE
FAMILY HEALTH CENTRE PARAPPANANGADI	99.96%	MALAPPURAM
FAMILY HEALTH CENTRE THRIKKUR	99.94%	THRISSUR
FAMILY HEALTH CENTRE VADASSERIKKARA	99.92%	PATHANAMTHITTA
FAMILY HEALTH CENTRE AMACHAL NEW	99.89%	THIRUVANANTHAPURAM
FAMILY HEALTH CENTRE A R NAGAR	99.84%	MALAPPURAM
FAMILY HEALTH CENTRE VAZHIKKADAVU	99.83%	MALAPPURAM
FAMILY HEALTH CENTRE VANIYAMKULAM	99.83%	PALAKKAD
FAMILY HEALTH CENTRE PUTHIYAPPA	99.82%	KOZHIKODE
FAMILY HEALTH CENTRE SAKTHIKULANGARA	99.81%	KOLLAM

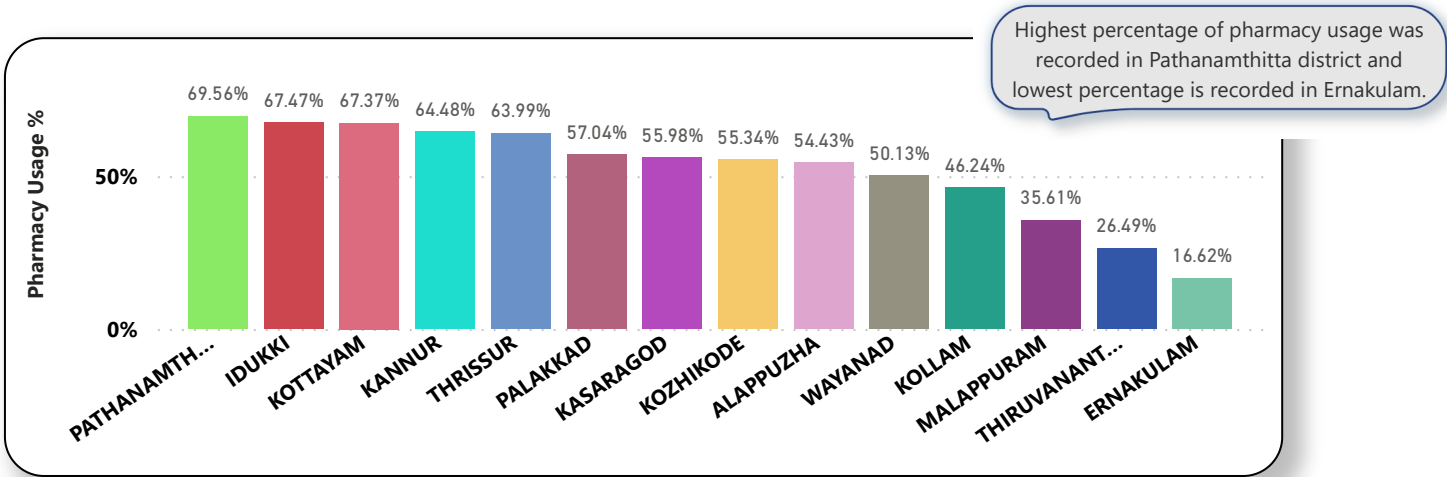
Doctor Consultation % sorted in descending order.

Hospital	Doctor Consultation %	District
DISTRICT HOSPITAL MAVELIKARA	1.89%	ALAPPUZHA
COMMUNITY HEALTH CENTRE CHERPU	2.31%	THRISSUR
TALUK HOSPITAL FORT THIRUVANANTHAPURAM	4.36%	THIRUVANANTHAPURAM
PRIMARY HEALTH CENTRE AZHOOR	4.65%	THIRUVANANTHAPURAM
DISTRICT HOSPITAL VADAKARA	6.45%	KOZHIKODE
TALUK HEADQUARTERS HOSPITAL PUNALUR	8.25%	KOLLAM
TALUK HEADQUARTERS HOSPITAL CHIRAYINKEEZH	9.67%	THIRUVANANTHAPURAM
COMMUNITY HEALTH CENTRE VELLARADA	10.64%	THIRUVANANTHAPURAM
GENERAL HOSPITAL ERNAKULAM	10.84%	ERNAKULAM

Doctor Consultation % sorted in ascending order.

3.4 e-Health Performance - Pharmacy Usage

Pharmacy usage is calculated as (Pharmacy Prescription Count / Total Visits) *100



Pharmacy Usage in all Institutions

Hospital	Pharmacy Usage %	District
FAMILY HEALTH CENTRE BRAHMAMANGALAM	106.00%	KOTTAYAM
FAMILY HEALTH CENTRE MOONNILAVU	103.00%	KOTTAYAM
FAMILY HEALTH CENTRE MANARCAD	98.00%	KOTTAYAM
FAMILY HEALTH CENTRE MOORKKANAD	96.00%	MALAPPURAM
FAMILY HEALTH CENTRE UDAYANAPURAM	96.00%	KOTTAYAM
URBAN PRIMARY HEALTH CENTRE PERUNNA	96.00%	KOTTAYAM
FAMILY HEALTH CENTRE AYANCHERY	95.00%	KOZHIKODE
FAMILY HEALTH CENTRE CHOKKAD	95.00%	MALAPPURAM
FAMILY HEALTH CENTRE PARAPPANANGADI	95.00%	MALAPPURAM
FAMILY HEALTH CENTRE POYYA	95.00%	THRISSUR

Pharmacy Usage % sorted in descending order.

Hospital	Pharmacy Usage %	District
COMMUNITY HEALTH CENTRE KALLARA	0.00%	THIRUVANANTHAPURAM
COMMUNITY HEALTH CENTRE MUTTOM	0.00%	IDUKKI
COMMUNITY HEALTH CENTRE ULLIYERI	0.00%	KOZHIKODE
FAMILY HEALTH CENTRE ALANKODE	0.00%	MALAPPURAM
FAMILY HEALTH CENTRE ANICAD	0.00%	PATHANAMTHITTA
FAMILY HEALTH CENTRE AYALUR	0.00%	PALAKKAD
FAMILY HEALTH CENTRE CHALAVARA	0.00%	PALAKKAD
FAMILY HEALTH CENTRE CHITTAR	0.00%	PATHANAMTHITTA
FAMILY HEALTH CENTRE CHITTATTUKARA	0.00%	ERNAKULAM
FAMILY HEALTH CENTRE EDAVANAKKAD	0.00%	ERNAKULAM

Pharmacy Usage % sorted in ascending order.

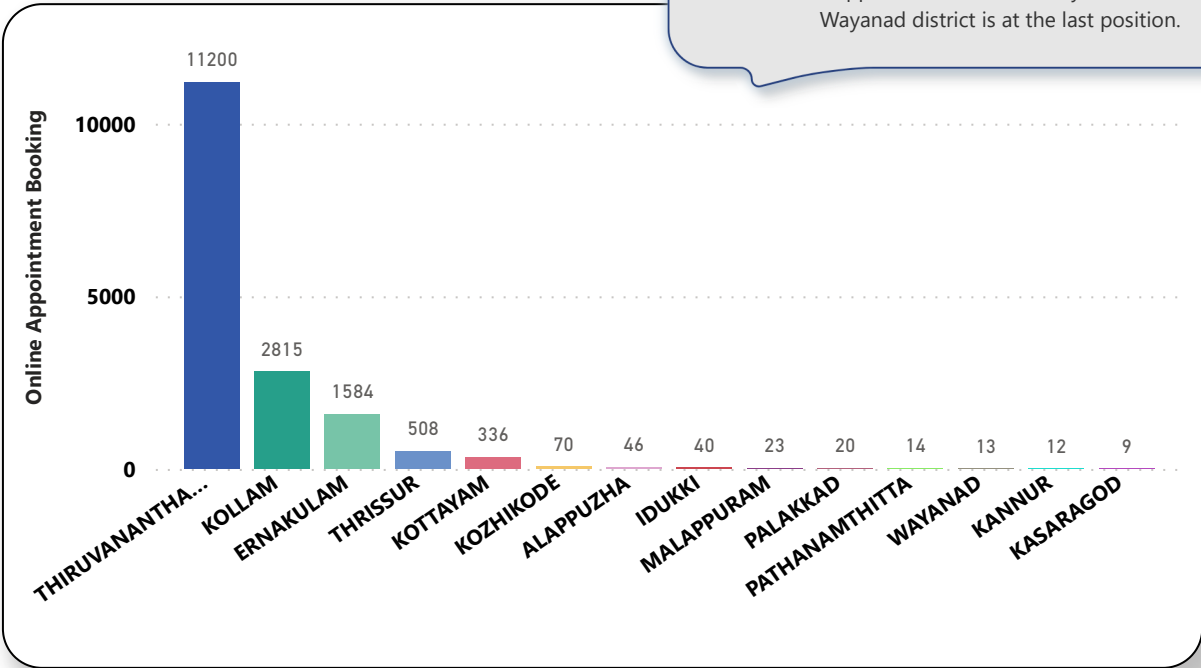
4. Status of Modules started in Hospitals

District-wise status of live institutions and the count of various modules [Reception, OP Consultation, Lab, Pharmacy] started.

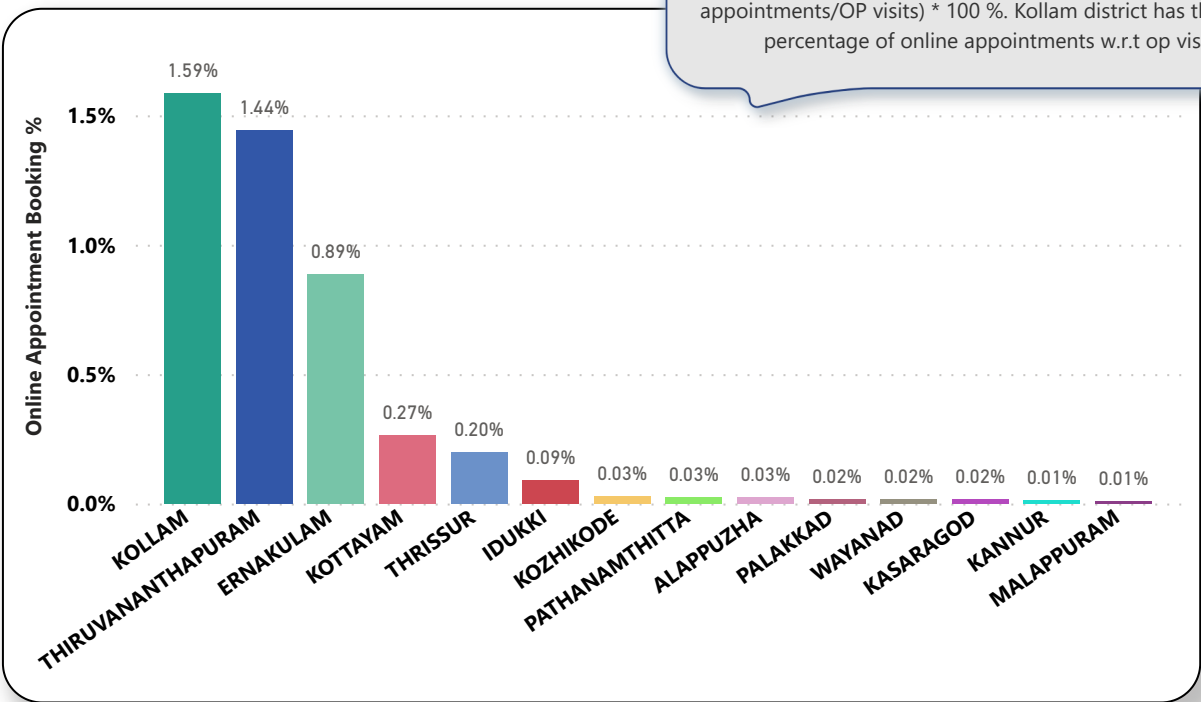
District Name	Live Institutions	Reception	Consultation	Lab	Pharmacy
THIRUVANANTHAPURAM	106	97 (91.5%)	91 (85.8%)	79 (74.5%)	70 (66.%)
THRISSUR	70	55 (78.6%)	53 (75.7%)	46 (65.7%)	50 (71.4%)
KOZHIKODE	56	39 (69.6%)	34 (60.7%)	29 (51.8%)	31 (55.4%)
MALAPPURAM	54	46 (85.2%)	45 (83.3%)	22 (40.7%)	27 (50.%)
ERNAKULAM	45	30 (66.7%)	25 (55.6%)	10 (22.2%)	13 (28.9%)
PALAKKAD	45	39 (86.7%)	37 (82.2%)	31 (68.9%)	27 (60.%)
KANNUR	39	27 (69.2%)	24 (61.5%)	19 (48.7%)	21 (53.8%)
KOTTAYAM	32	21 (65.6%)	21 (65.6%)	14 (43.8%)	20 (62.5%)
KOLLAM	31	29 (93.5%)	28 (90.3%)	26 (83.9%)	27 (87.1%)
ALAPPUZHA	30	20 (66.7%)	19 (63.3%)	17 (56.7%)	18 (60.%)
KASARAGOD	23	19 (82.6%)	17 (73.9%)	16 (69.6%)	17 (73.9%)
PATHANAMTHITTA	20	18 (90.%)	16 (80.%)	12 (60.%)	13 (65.%)
IDUKKI	19	18 (94.7%)	17 (89.5%)	12 (63.2%)	15 (78.9%)
WAYANAD	17	15 (88.2%)	15 (88.2%)	13 (76.5%)	14 (82.4%)
Total	587	473 (80.6%)	442 (75.3%)	346 (58.9%)	363 (61.8%)

5. Percentage of Online Appointment Booking in Hospitals

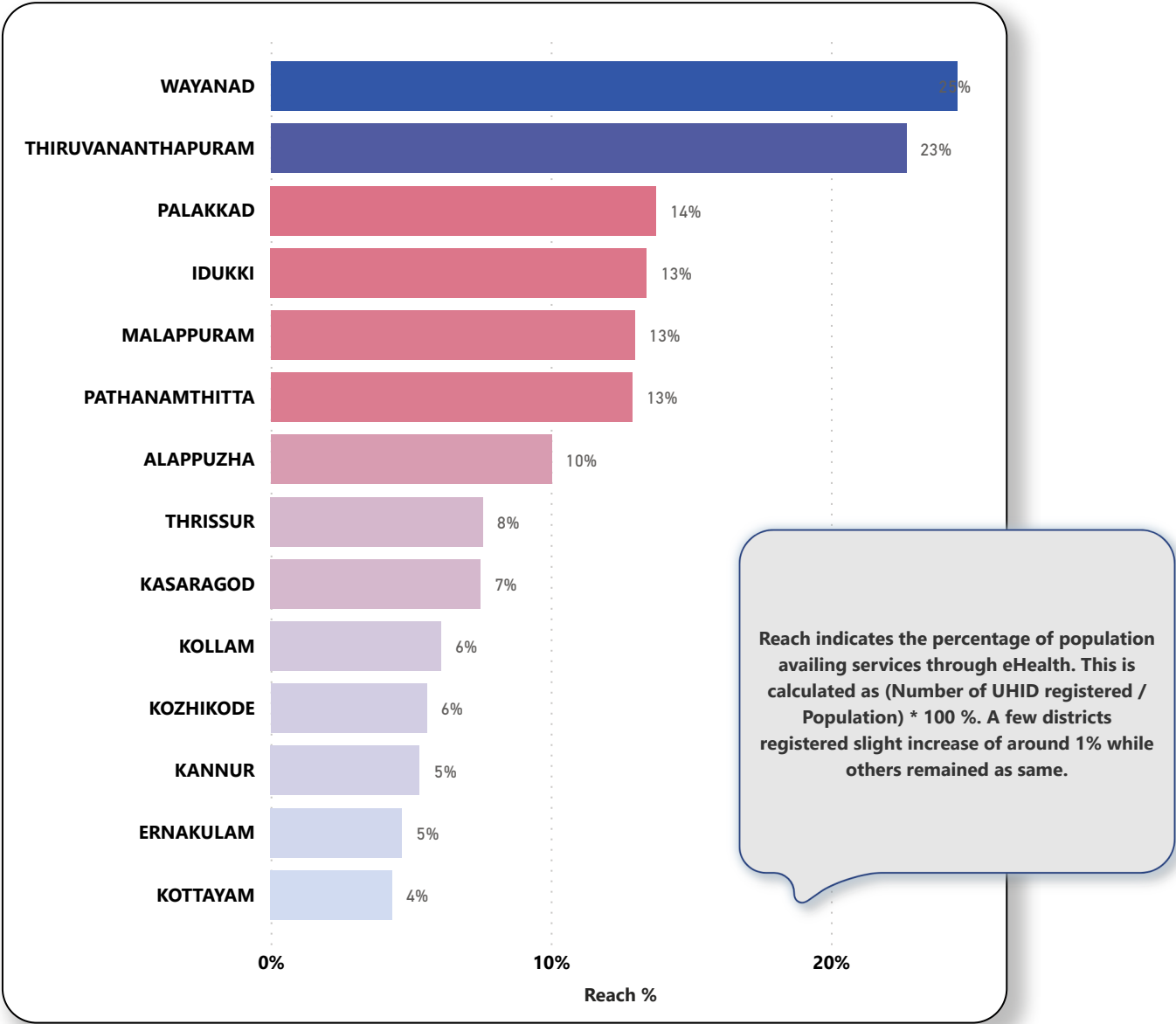
District-wise count of Online appointments taken during the month of March '23. TVM district remains at first position in the case of online appointments followed by Kollam and Ernakulam. Wayanad district is at the last position.



District-wise % of online appointment booking up on OP visits for the month of March '23. Calculation is performed as (Online appointments/OP visits) * 100 %. Kollam district has the highest percentage of online appointments w.r.t op visits .



6. eHealth Performance - Reach



7. Public Health Survey Status

