

1. eHealth Kerala - Vital Statistics

Live Institutions	70
Medical College Hospitals	1
PHCs/FHCs	56
CHCs	3
DHs/GHs	1
PH Labs	0
Other(Inc UPHCs,Taluk Hospitals)	9



2. Highlights



- The district is at position 4 in overall ranking based on district performance in providing eHealth services through all institutions except Medical Colleges.
- Reception module started in 54 of 69 institutions of the district.
- The district is at position 4 in online appointment booking.
- The Thrissur district is at position 5 in Pharmacy Usage with 63.99%.
- The district is at 6th position in UHID visits with the value of 37.06% .
- The district is at position 3 in the house survey completion (41.74%) and at position 2 in member survey completion (0.88%).



- TSR district is at position 7 in the case of OP consultation with the value of 81.62%.
- The district is at position 8 in reach rank which indicates number of UHID registered among the entire population.

3. eHealth - District Ranking Matrix Based on Performance of all Institutions (except Medical Colleges)

The ranking matrix showcase the district performance in providing eHealth services through all institutions (except Medical Colleges) based on six different parameters. These parameters include whether the reception module is started or not, UHID Visits, Doctor Consultation, Pharmacy Usage, Lab Usage and number of Live Institutions. Based on the ranking, the districts are classified into three broad categories, the best performing districts, the average performing districts and the low performing districts.

The best performing districts should strive to continue to remain in the same position, whereas the average performing as well as the low performing districts should strive to reach to the 'top four' league.

The ranking matrix for the month of April '23 is given below:

District	Rank
IDUKKI	1
WAYANAD	1
PATHANAMTHITTA	2
PALAKKAD	3
THRISSUR	4
KOLLAM	5
KANNUR	6
KOTTAYAM	6
THIRUVANANTHAPURAM	6
ALAPPUZHA	7
KASARAGOD	7
KOZHIKODE	8
MALAPPURAM	8
ERNAKULAM	9

- Best performing
- Average performing
- Low performing

3. eHealth - Institution Level Ranking (except Medical Colleges)

Hospital	Rank
FAMILY HEALTH CENTRE POOMANGALAM	1
FAMILY HEALTH CENTRE VELOOKKARA	1
FAMILY HEALTH CENTRE KOOLIMUTTOM	2
URBAN PRIMARY HEALTH CENTRE GOSAYIKUNNU	2
URBAN PRIMARY HEALTH CENTRE V R PURAM	2
FAMILY HEALTH CENTRE DESAMANGALAM	3
FAMILY HEALTH CENTRE KARALAM	3
FAMILY HEALTH CENTRE NATTIKA	3
FAMILY HEALTH CENTRE PANJAL	3
FAMILY HEALTH CENTRE THALIKULAM	3
FAMILY HEALTH CENTRE THRIKKUR	3
URBAN PRIMARY HEALTH CENTRE ANAPUZHA	3
FAMILY HEALTH CENTRE CHAMAKKALA	4
FAMILY HEALTH CENTRE ELANAD	4
FAMILY HEALTH CENTRE KODAKARA	4
FAMILY HEALTH CENTRE MANALLOOR	4
FAMILY HEALTH CENTRE MELOOR	4
FAMILY HEALTH CENTRE NADATHARA	4
FAMILY HEALTH CENTRE POOKODE	4
FAMILY HEALTH CENTRE VELUR	4
URBAN PRIMARY HEALTH CENTRE KACHERY	4
FAMILY HEALTH CENTRE AYYANTHOLE	5
FAMILY HEALTH CENTRE KAIPAMANGALAM	5
FAMILY HEALTH CENTRE KUZHOOR	5
FAMILY HEALTH CENTRE MAMBRA	5
FAMILY HEALTH CENTRE NENMANIKKARA	5
FAMILY HEALTH CENTRE PUNNAYUR	5
FAMILY HEALTH CENTRE VENKITANGU	5

Hospital	Rank
TALUK HEADQUARTERS HOSPITAL CHAVAKKAD	16
COMMUNITY HEALTH CENTRE PAZHANJI	15
FAMILY HEALTH CENTRE KAKKAD	15
FAMILY HEALTH CENTRE NALUKETTU	14
FAMILY HEALTH CENTRE THAIKKAD	14
COMMUNITY HEALTH CENTRE CHERPU	13
FAMILY HEALTH CENTRE MUNDUR THOLUR	12
FAMILY HEALTH CENTRE VEMBELLUR	12
FAMILY HEALTH CENTRE EDAVILANGU	11
FAMILY HEALTH CENTRE POOMALA	11
TALUK HOSPITAL PUDUKAD	11
FAMILY HEALTH CENTRE MADAVANA	10
URBAN PRIMARY HEALTH CENTRE PARAVATTANI	10
FAMILY HEALTH CENTRE ADAT	9
FAMILY HEALTH CENTRE METHALA	9
FAMILY HEALTH CENTRE MULLOORAKARA	9
FAMILY HEALTH CENTRE PAMBOOR	9
FAMILY HEALTH CENTRE VANIAMAPARA	9
FAMILY HEALTH CENTRE PATTIKKAD	8
FAMILY HEALTH CENTRE KADANGODE	7
FAMILY HEALTH CENTRE PARALAM	7
FAMILY HEALTH CENTRE PORKULAM	7
FAMILY HEALTH CENTRE POYYA	7
FAMILY HEALTH CENTRE THEKKUMKARA	7
FAMILY HEALTH CENTRE VALLATHOL NAGAR	7
FAMILY HEALTH CENTRE ALOOR	6
FAMILY HEALTH CENTRE ARTHAT	6
FAMILY HEALTH CENTRE PARIYARAM THRISSUR	6
URBAN PRIMARY HEALTH CENTRE PORKALANGAD	6

3.1 eHealth Performance - Reception Module

Reception Module is considered to be functional in an institution only if the number of total visits for the month is of minimum 500.

Reception module started in 54 of 69 institutions

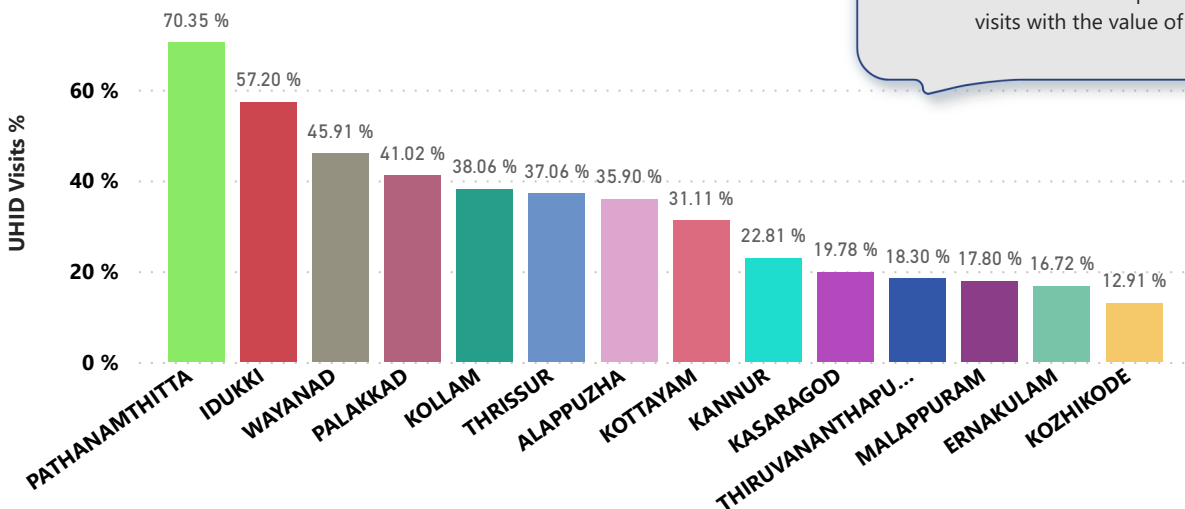
District	Institution Count	Institutions with Reception	% of institutions with Reception
IDUKKI	19	18	95.00 %
KOLLAM	30	28	93.00 %
THIRUVANANTHAPURAM	102	93	91.00 %
PATHANAMTHITTA	19	17	89.00 %
WAYANAD	17	15	88.00 %
KASARAGOD	23	20	87.00 %
PALAKKAD	44	38	86.00 %
MALAPPURAM	53	45	85.00 %
THRISSUR	69	54	78.00 %
KANNUR	39	28	72.00 %
KOZHIKODE	54	37	69.00 %
ALAPPUZHA	29	19	66.00 %
KOTTAYAM	31	20	65.00 %
ERNAKULAM	44	28	64.00 %

Hospital Name
Community Health Centre Mullassery
Community Health Centre Pazhanji
Family Health Centre Engandiyur
Family Health Centre Kakkad
Family Health Centre Kondazhy
Family Health Centre Madakathara
Family Health Centre Nalukettu
Family Health Centre Thaikkad
Family Health Centre Thiruvilwamala
Family Health Centre Vallachira
Family Health Centre Varandarappilly
Family Health Centre Vellanikkara
Family Health Centre Vettilappara
General Hospital Thrissur
Taluk Headquarters Hospital Chavakkad

Institutions where the reception module is either not started or not using

3.2 e-Health Performance - UHID Visits

UHID Visit % is calculated as (UHID Visits / Total Visit) *100



TSR district is at 6th position in UHID visits with the value of 37.06% .

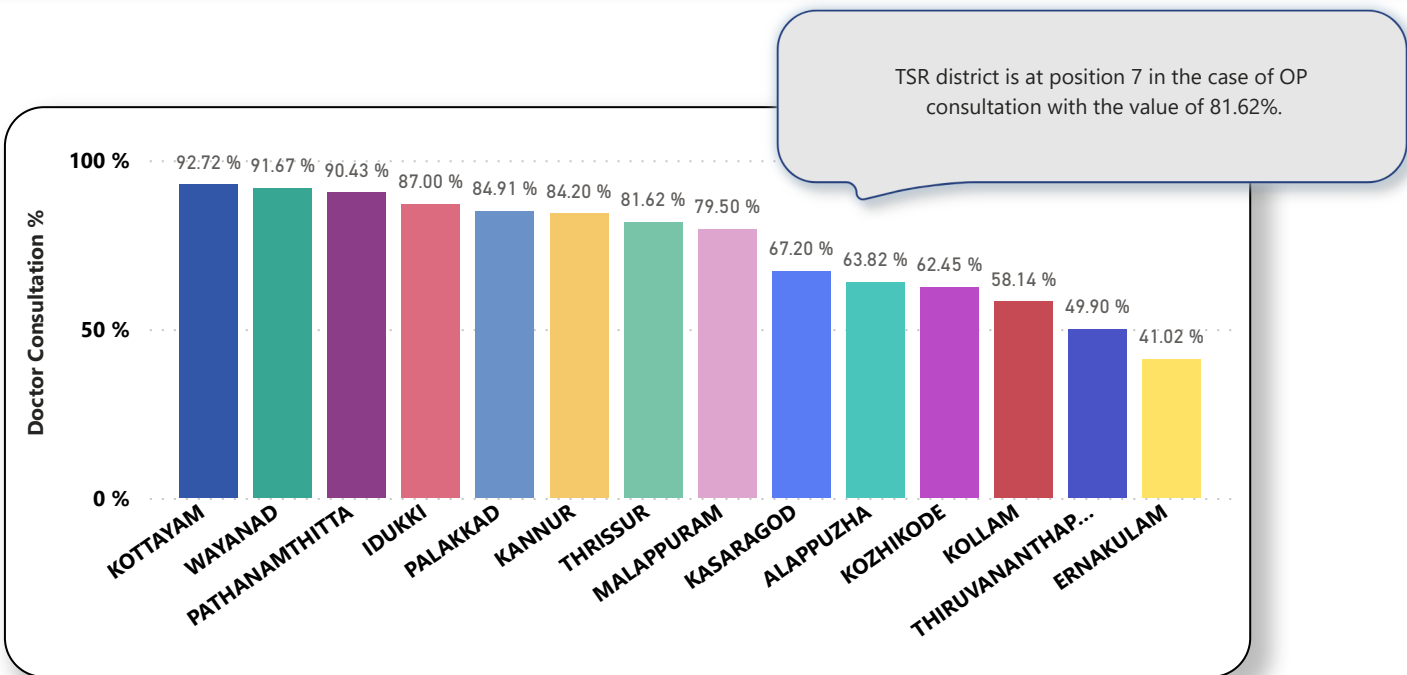
Institutions based on UHID Visits

Institutions with atleast 100 UHID visits are listed here.

Hospital	UHID Visit %
Family Health Centre Nalukettu	100.00 %
Urban Primary Health Centre Kachery	74.00 %
Family Health Centre Poomangalam	72.00 %
Family Health Centre Porkulam	72.00 %
Urban Primary Health Centre V R Puram	72.00 %
Family Health Centre Karalam	68.00 %
Family Health Centre Meloor	68.00 %
Family Health Centre Panjal	68.00 %
Family Health Centre Velookkara	66.00 %
Urban Primary Health Centre Porkalanged	64.00 %
Family Health Centre Adat	59.00 %
Family Health Centre Poomala	58.00 %
Family Health Centre Nenmanikkara	57.00 %

Hospital	UHID Visit %
Family Health Centre Poyya	3.00 %
Community Health Centre Cherpu	4.00 %
Family Health Centre Mulloorkara	5.00 %
Family Health Centre Velur	5.00 %
Taluk Hospital Pudukad	5.00 %
Urban Primary Health Centre Paravattani	7.00 %
Family Health Centre Pattikkad	8.00 %
Family Health Centre Thekkumkara	21.00 %
Family Health Centre Mundur Tholur	22.00 %
Family Health Centre Methala	24.00 %
Family Health Centre Pamboor	24.00 %
Family Health Centre Vembellur	24.00 %
Family Health Centre Thrikkur	26.00 %

3.3 e-Health Performance - Doctor Consultation



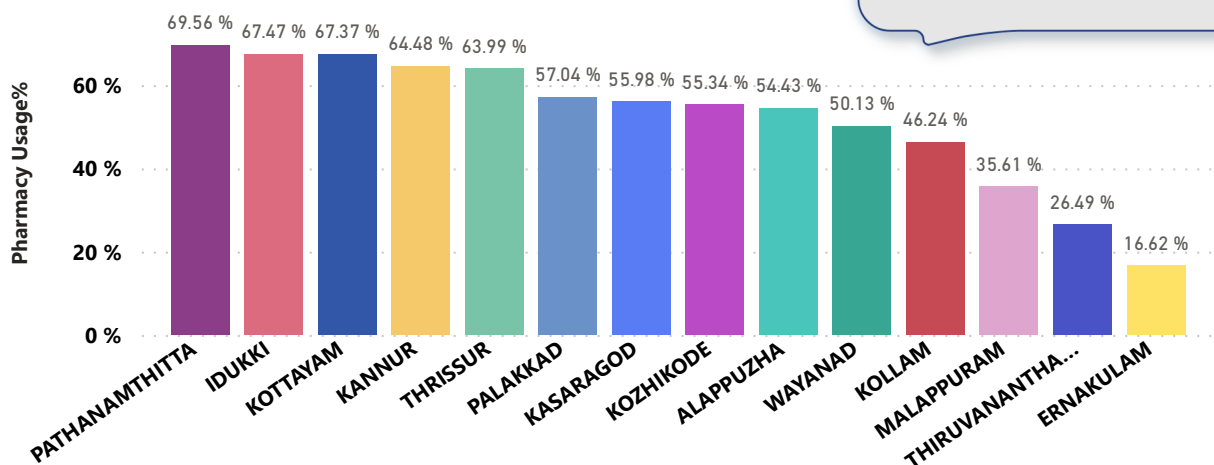
Doctor Consultation Percentage in all Institutions

Hospital	Doctor Consultation %	Hospital	Doctor Consultation %
Family Health Centre Thrikkur	99.94 %	Family Health Centre Nalukettu	0.00 %
Family Health Centre Desamangalam	99.80 %	Community Health Centre Cherpu	2.31 %
Family Health Centre Venkitangu	99.67 %	Family Health Centre Poomala	3.34 %
Urban Primary Health Centre Anapuzha	99.64 %	Urban Primary Health Centre Paravattani	24.74 %
Urban Primary Health Centre Gosayikunnu	99.57 %	Family Health Centre Vembellur	28.26 %
Family Health Centre Poyya	99.47 %	Family Health Centre Mundur Tholur	28.96 %
Urban Primary Health Centre V R Puram	99.46 %	Family Health Centre Edavilangu	47.17 %
Family Health Centre Velur	99.41 %	Family Health Centre Madavana	58.99 %
Family Health Centre Chamakkala	99.31 %	Family Health Centre Adat	61.27 %
Family Health Centre Vilvattom	99.25 %	Family Health Centre Arthat	77.87 %
Family Health Centre Manaloor	99.16 %	Urban Primary Health Centre Guruvayoor	78.61 %
Family Health Centre Mambra	98.97 %	Taluk Hospital Pudukad	79.70 %
Family Health Centre Karalam	98.82 %	Family Health Centre Vaniyamapara	82.46 %
Family Health Centre Pariyaram Thrissur	98.77 %	Family Health Centre Paralam	83.26 %
Family Health Centre Poomangalam	98.59 %	Family Health Centre Pamboor	84.85 %
		Family Health Centre Alappuzha	86.48 %

3.4 e-Health Performance - Pharmacy Usage

Pharmacy usage is calculated as (Pharmacy Prescription Count / Total Visits) *100

The Thrissur district is at position 5 in Pharmacy Usage with 63.99%.



Pharmacy Usage in all Institutions

Hospital	Pharmacy Usage %
Family Health Centre Poyya	95.00 %
Family Health Centre Mambra	92.00 %
Family Health Centre Koolimuttom	90.00 %
Family Health Centre Poomangalam	90.00 %
Family Health Centre Vilvattom	88.00 %
Family Health Centre Desamangalam	87.00 %
Family Health Centre Elanad	87.00 %
Family Health Centre Thrikkur	87.00 %
Family Health Centre Kuzhoor	86.00 %
Family Health Centre Velookkara	86.00 %
Family Health Centre Velur	86.00 %
Urban Primary Health Centre Anapuzha	86.00 %
Urban Primary Health Centre Kachery	86.00 %
Family Health Centre Manaloor	85.00 %
Family Health Centre Karalam	84.00 %
Family Health Centre Venkitangu	84.00 %

Hospital	Pharmacy Usage %
Family Health Centre Nalukettu	0.00 %
Community Health Centre Cherpu	2.00 %
Family Health Centre Poomala	2.00 %
Urban Primary Health Centre Paravattani	10.00 %
Family Health Centre Pamboor	18.00 %
Family Health Centre Vembellur	19.00 %
Family Health Centre Porkulam	25.00 %
Family Health Centre Mundur Tholur	26.00 %
Taluk Hospital Pudukad	33.00 %
Family Health Centre Edavilangu	35.00 %
Family Health Centre Adat	41.00 %
Family Health Centre Mulloorkara	45.00 %
Family Health Centre Vaniyamapara	45.00 %
Family Health Centre Kadangode	50.00 %
Family Health Centre Madavana	50.00 %

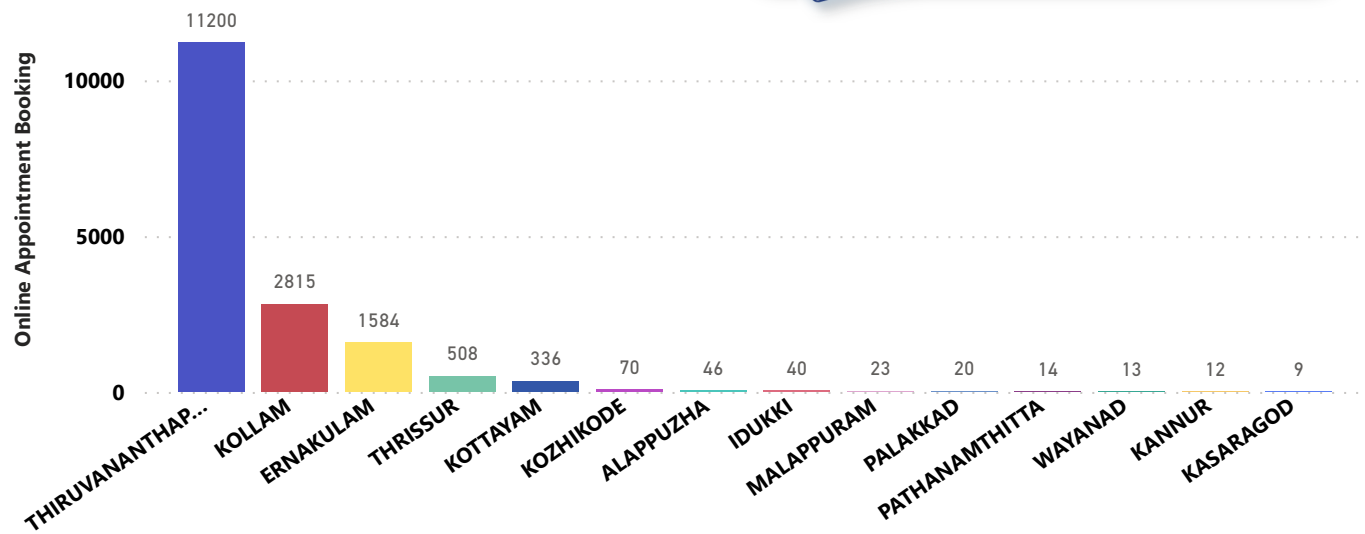
4. Status of Modules started in Hospitals

District wise status of live institutions and the count of various modules [Reception, OP Consultation, Lab, Pharmacy] started.

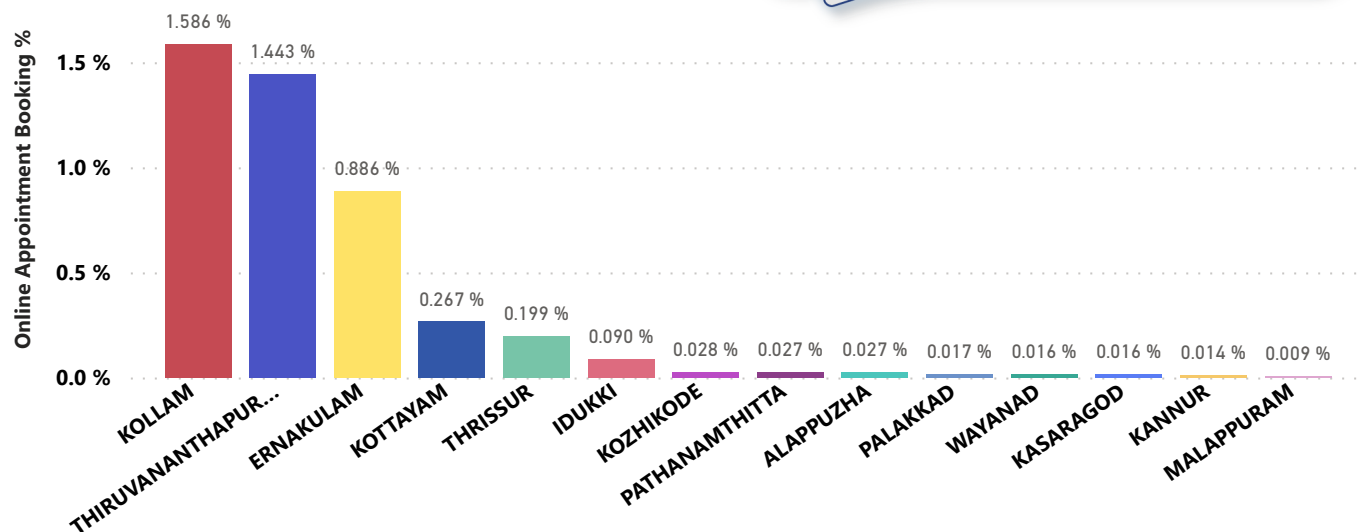
District Name	Live Institutions	Reception	Consultation	Lab	Pharmacy
THIRUVANANTHAPURAM	106	97 (91.5%)	90 (84.9%)	79 (74.5%)	71 (67.%)
THRISSUR	70	55 (78.6%)	52 (74.3%)	46 (65.7%)	48 (68.6%)
KOZHIKODE	56	36 (64.3%)	35 (62.5%)	29 (51.8%)	30 (53.6%)
MALAPPURAM	54	45 (83.3%)	44 (81.5%)	19 (35.2%)	22 (40.7%)
ERNAKULAM	45	29 (64.4%)	25 (55.6%)	13 (28.9%)	15 (33.3%)
PALAKKAD	45	39 (86.7%)	37 (82.2%)	31 (68.9%)	26 (57.8%)
KANNUR	39	26 (66.7%)	25 (64.1%)	21 (53.8%)	22 (56.4%)
KOTTAYAM	32	21 (65.6%)	21 (65.6%)	14 (43.8%)	19 (59.4%)
KOLLAM	31	24 (77.4%)	24 (77.4%)	23 (74.2%)	23 (74.2%)
ALAPPUZHA	30	20 (66.7%)	19 (63.3%)	19 (63.3%)	18 (60.%)
KASARAGOD	23	18 (78.3%)	17 (73.9%)	12 (52.2%)	17 (73.9%)
PATHANAMTHITTA	20	18 (90.%)	16 (80.%)	11 (55.%)	13 (65.%)
IDUKKI	19	18 (94.7%)	17 (89.5%)	11 (57.9%)	16 (84.2%)
WAYANAD	17	16 (94.1%)	16 (94.1%)	14 (82.4%)	15 (88.2%)
Total	587	462 (78.7%)	438 (74.6%)	342 (58.3%)	355 (60.5%)

5. Percentage of Online Appointment Booking in Hospitals

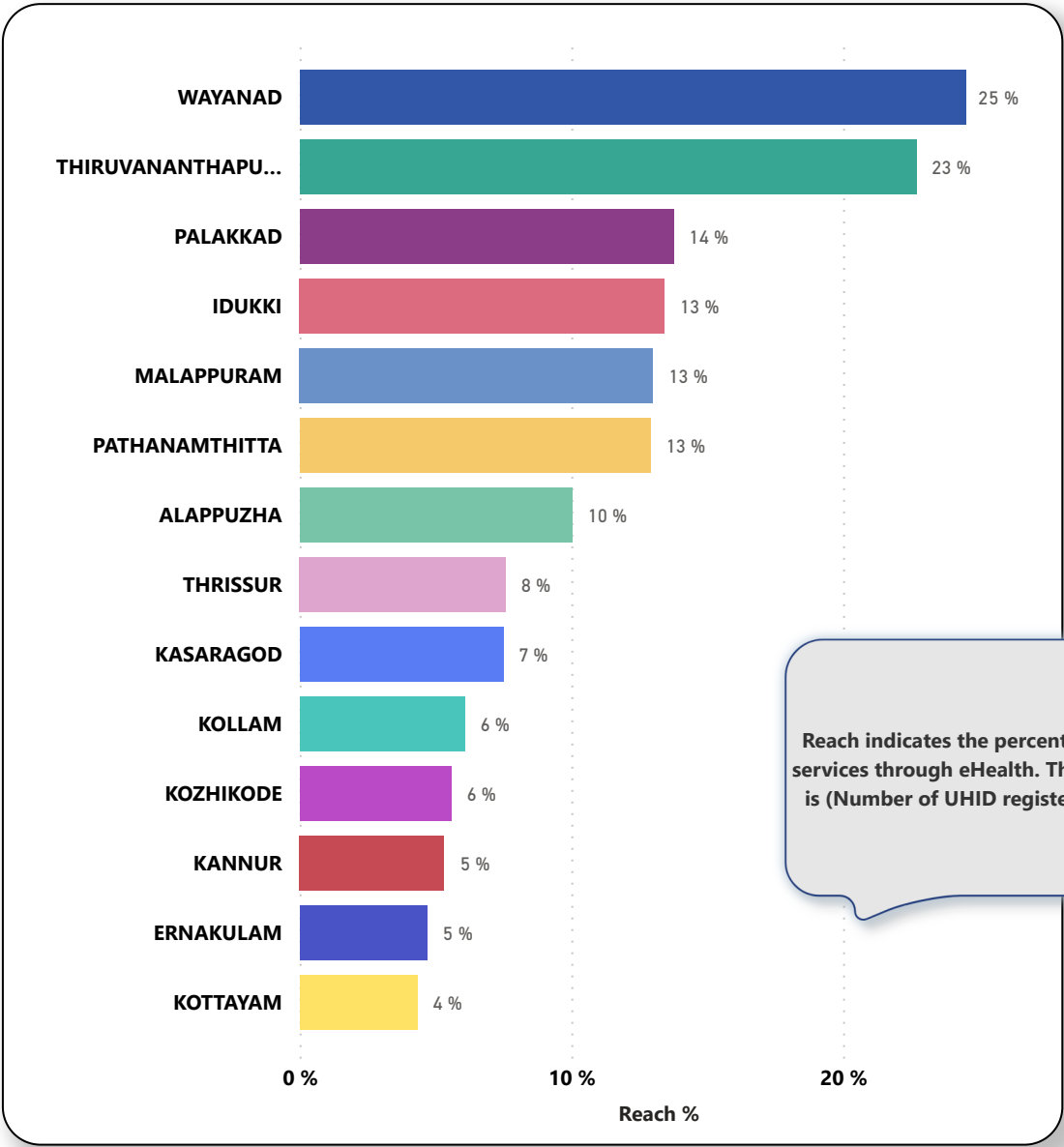
District-wise count of online appointments taken during the month of April'23. TSR district is at position 4 in online appointment booking.



District-wise percentage of online appointment booking up on OP visits for the month of April'23. Calculation is performed as (Online Visits / OP Visits) * 100 %.



6. eHealth Performance - Reach



7. Public Health Survey Status

