

1. eHealth Kerala - Vital Statistics

Live Institutions

106

Medical College Hospitals

4

PHCs/FHCs

63

CHCs

17

DHs/GHs

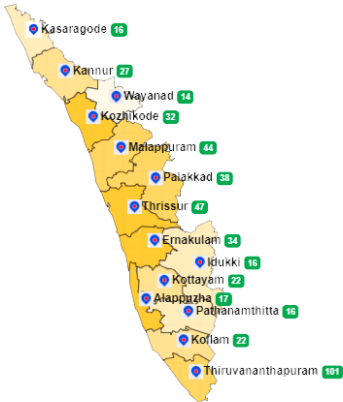
4

PH Labs


1

Other(Inc UPHCs,Taluk Hospitals)

17



2. Highlights




➤ The district is at position 6 in overall ranking based on district performance in providing eHealth services through all institutions except Medical Colleges.

➤ Reception module started in 93 of 102 institutions of the district.

➤ The district is at position 1 in the Online Appointment Booking.

➤ The district is at position 2 in reach rank which indicates number of UHID registered among the entire population.

➤ The district is at top position in house survey completion (57%) and member survey completion (3%).



➤ The district is at position 11 in UHID Visits with nearly 18.30%.

➤ TVM district is at position 13 in OP consultation with nearly 50%.

➤ The TVM district stands at position 13 in Pharmacy Usage with nearly 26.49%.

3. eHealth - District Ranking Matrix Based on Performance of all Institutions (except Medical Colleges)

The ranking matrix showcase the district performance in providing eHealth services through all institutions (except Medical Colleges) based on six different parameters. These parameters include whether the reception module is started or not, UHID Visits, Doctor Consultation, Pharmacy Usage, Lab Usage and number of Live Institutions. Based on the ranking, the districts are classified into three broad categories, the best performing districts, the average performing districts and the low performing districts.

The best performing districts should strive to continue to remain in the same position, whereas the average performing as well as the low performing districts should strive to reach to the 'top four' league.

The ranking matrix for the month of April '23 is given below:

District	Rank
IDUKKI	1
WAYANAD	1
PATHANAMTHITTA	2
PALAKKAD	3
THRISSUR	4
KOLLAM	5
KANNUR	6
KOTTAYAM	6
THIRUVANANTHAPURAM	6
ALAPPUZHA	7
KASARAGOD	7
KOZHIKODE	8
MALAPPURAM	8
ERNAKULAM	9

- Best performing
- Average performing
- Low performing

3. eHealth - Institution Level Ranking (except Medical Colleges)

Hospital	Rank
FAMILY HEALTH CENTRE ANAKUDY	1
FAMILY HEALTH CENTRE KOTTUKAL	2
FAMILY HEALTH CENTRE KUTTICHAL	2
FAMILY HEALTH CENTRE POOZHANAD	2
FAMILY HEALTH CENTRE AMACHAL NEW	3
FAMILY HEALTH CENTRE EDAVA	3
FAMILY HEALTH CENTRE PANA VOOR	3
FAMILY HEALTH CENTRE BALARAMAPURAM	4
FAMILY HEALTH CENTRE KALLIKKAD NEW	4
FAMILY HEALTH CENTRE KARAKULAM	4
FAMILY HEALTH CENTRE MARANALLOOR	4
FAMILY HEALTH CENTRE MUKKOLA	4
FAMILY HEALTH CENTRE PARANIYAM	4
FAMILY HEALTH CENTRE PARASUVAIKKAL PARASALA	4
FAMILY HEALTH CENTRE VAMANAPURAM	4
URBAN PRIMARY HEALTH CENTRE MAMBAZHAKKARA	4
COMMUNITY HEALTH CENTRE ANDOORKONAM	5
COMMUNITY HEALTH CENTRE VENPAKAL	5
FAMILY HEALTH CENTRE ARUVIKKARA	5
FAMILY HEALTH CENTRE PERUMATHURA	5
FAMILY HEALTH CENTRE PERUMPAZHUTHOOR	5
COMMUNITY HEALTH CENTRE PALLICKAL	6
FAMILY HEALTH CENTRE ANAD	6
FAMILY HEALTH CENTRE JAGATHY	6
FAMILY HEALTH CENTRE KADAKAMPALLY	6
FAMILY HEALTH CENTRE VATTIYOORKAVU	6
FAMILY HEALTH CENTRE VEERANAKAVU	6

Hospital	Rank
MENTAL HEALTH CENTRE PEROORKADA	16
DISTRICT HOSPITAL NEDUMANGAD	15
URBAN HEALTH CENTRE MANNANTHALA	14
COMMUNITY HEALTH CENTRE KANYAKULANGARA	13
COMMUNITY HEALTH CENTRE PUTHENTHOPE	13
COMMUNITY HEALTH CENTRE VELLARADA	13
DISTRICT MODEL HOSPITAL PEROORKADA	13
FAMILY HEALTH CENTRE KOLLAYIL	13
FAMILY HEALTH CENTRE MADAVOOR	13
FAMILY HEALTH CENTRE POONTHURA	13
GENERAL HOSPITAL NEYYATTINKARA	13
PRIMARY HEALTH CENTRE AZHOOR	13
SECRETARIAT HEALTH CENTRE THIRUVANANTHAPURAM	13
STATE PUBLIC HEALTH CLINICAL LABORATORY	13
TALUK HEADQUARTERS HOSPITAL CHIRAYINKEEZH	13
TALUK HEADQUARTERS HOSPITAL VARKALA	13
TALUK HOSPITAL FORT THIRUVANANTHAPURAM	13
TALUK HOSPITAL VITHURA	13
URBAN PRIMARY HEALTH CENTRE VATTIYOORKAVU	13
WOMEN AND CHILDREN HOSPITAL THYCAUD	13
COMMUNITY HEALTH CENTRE KALLARA	12
COMMUNITY HEALTH CENTRE POOVAR	12
FAMILY HEALTH CENTRE PANGAPARA INTEGRATED	12
FAMILY HEALTH CENTRE PUTHUKURICHY	12

3.1 eHealth Performance - Reception Module

Reception Module is considered to be functional in an institution only if the number of total visits for the month is of minimum 500.

Reception module started in 93 of 102 institutions

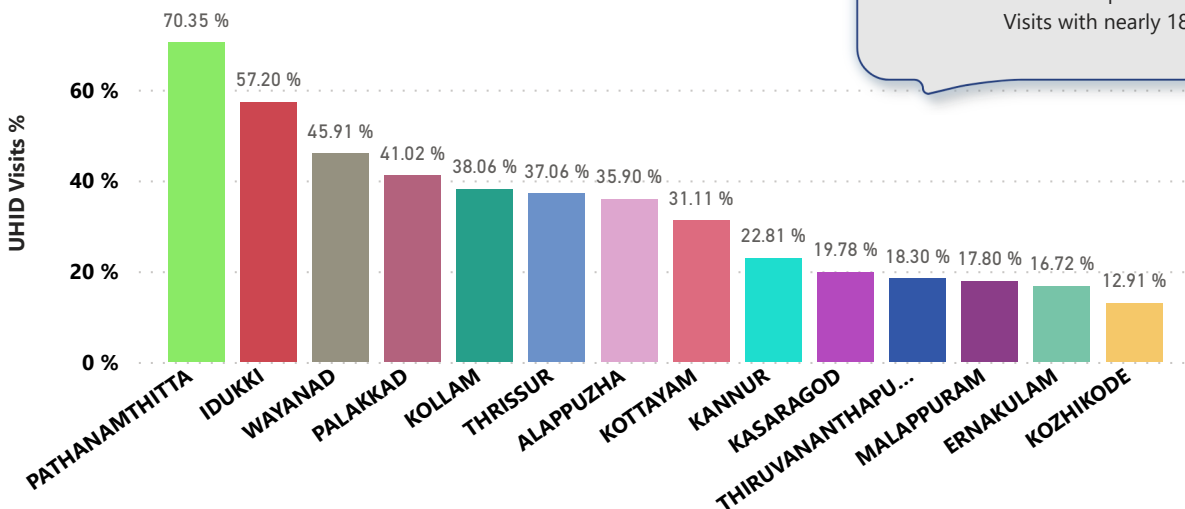
District	Institution Count	Institutions with Reception	% of institutions with Reception
IDUKKI	19	18	95.00 %
KOLLAM	30	28	93.00 %
THIRUVANANTHAPURAM	102	93	91.00 %
PATHANAMTHITTA	19	17	89.00 %
WAYANAD	17	15	88.00 %
KASARAGOD	23	20	87.00 %
PALAKKAD	44	38	86.00 %
MALAPPURAM	53	45	85.00 %
THRISSUR	69	54	78.00 %
KANNUR	39	28	72.00 %
KOZHIKODE	54	37	69.00 %
ALAPPUZHA	29	19	66.00 %
KOTTAYAM	31	20	65.00 %
ERNAKULAM	44	28	64.00 %

Hospital Name
Community Health Centre Palode
Community Health Centre Vellanad
District Hospital Nedumangad
Family Health Centre Kunnathukal
Family Health Centre Veli
Hds Laboratory Mch Trivandrum
Mental Health Centre Peroorkada
Primary Health Centre Bharathannoor
Urban Health Centre Mannanthala

Institutions where the reception module is either not started or not using

3.2 e-Health Performance - UHID Visits

UHID Visit % is calculated as (UHID Visits / Total Visit) *100



TVM district is at position 11 in UHID Visits with nearly 18.30%.

Institutions based on UHID Visits

Institutions with atleast 100 UHID visits are listed here.

Hospital	UHID Visit %
Family Health Centre Anakudy	94.00 %
Urban Health Centre Mannanthala	92.00 %
Family Health Centre Kottukal	71.00 %
Family Health Centre Karavaram	66.00 %
Family Health Centre Pullampara	66.00 %
Family Health Centre Veeranakavu	66.00 %
Family Health Centre Parasuvaikkal Parasala	65.00 %
Family Health Centre Perumpazhuthoor	59.00 %
Family Health Centre Kallikkad New	57.00 %
Family Health Centre Maranalloor	57.00 %
Family Health Centre Amachal New	55.00 %
Family Health Centre Tholicode	51.00 %
Community Health Centre Pallickal	49.00 %

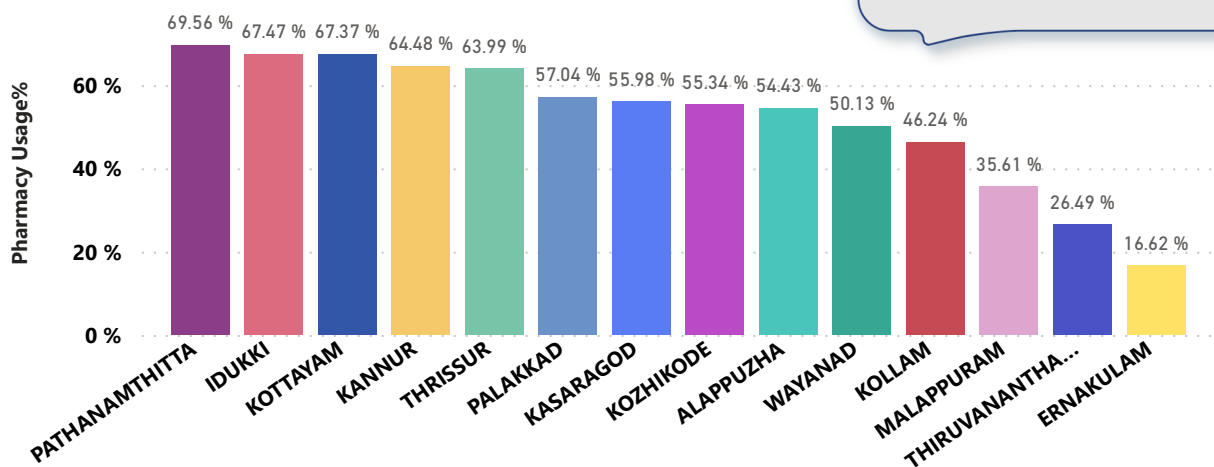
Hospital	UHID Visit %
Taluk Headquarters Hospital Chirayinkeezh	1.00 %
Taluk Hospital Fort Thiruvananthapuram	1.00 %
Taluk Hospital Nemom	1.00 %
Community Health Centre Vellarada	2.00 %
Coastal Speciality Hospital Valiyathura	3.00 %
Community Health Centre Perumkadavila	3.00 %
Community Health Centre Puthenthope	3.00 %
Community Health Centre Anchuthengu	5.00 %
Taluk Headquarters Hospital Varkala	6.00 %
Women And Children Hospital Thycaud	6.00 %
Family Health Centre Thonnakkal	7.00 %
State Public Health Clinical Laboratory	7.00 %
Family Health Centre Chemmaruthy	8.00 %

3.3 e-Health Performance - Doctor Consultation

3.4 e-Health Performance - Pharmacy Usage

Pharmacy usage is calculated as (Pharmacy Prescription Count / Total Visits) *100

The TVM district stands at position 13 in Pharmacy Usage with nearly 26.49%.



Pharmacy Usage in all Institutions

Hospital	Pharmacy Usage %
Family Health Centre Mukkola	92.00 %
Family Health Centre Poozhanad	90.00 %
Family Health Centre Panavoor	89.00 %
Family Health Centre Parasuvaikkal Parasala	89.00 %
Family Health Centre Perumathura	88.00 %
Family Health Centre Kallikkad New	86.00 %
Family Health Centre Pozhiyoor	85.00 %
Family Health Centre Edava	83.00 %
Family Health Centre Kadakampally	82.00 %
Family Health Centre Anakudy	80.00 %
Family Health Centre Kuttichal	80.00 %
Family Health Centre Paraniyam	79.00 %
Family Health Centre Vattiyoorkavu	79.00 %
Family Health Centre Anad	77.00 %
Community Health Centre Andakkulam	76.00 %

Hospital	Pharmacy Usage %
Community Health Centre Kallara	0.00 %
Family Health Centre Mudakkal	0.00 %
Primary Health Centre Azhoor	0.00 %
State Public Health Clinical Laboratory	0.00 %
Taluk Headquarters Hospital Chirayinkeezh	0.00 %
Taluk Headquarters Hospital Varkala	0.00 %
Taluk Hospital Fort Thiruvananthapuram	0.00 %
Taluk Hospital Vithura	0.00 %
Community Health Centre Poovar	1.00 %
Community Health Centre Vellarada	1.00 %
Family Health Centre Peringammala	1.00 %
General Hospital Thiruvananthapuram	1.00 %
Community Health Centre Aryanad	2.00 %
Community Health Centre Anchuthenqu	3.00 %

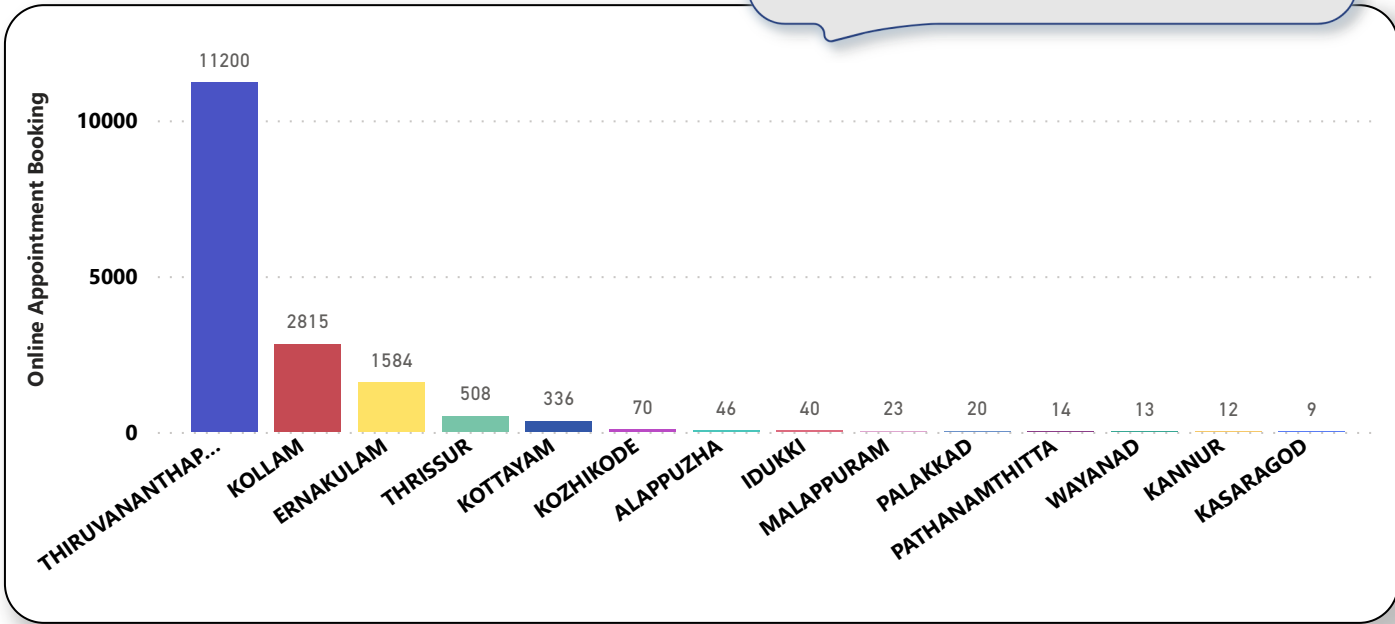
4. Status of Modules started in Hospitals

District wise status of live institutions and the count of various modules [Reception, OP Consultation, Lab, Pharmacy] started.

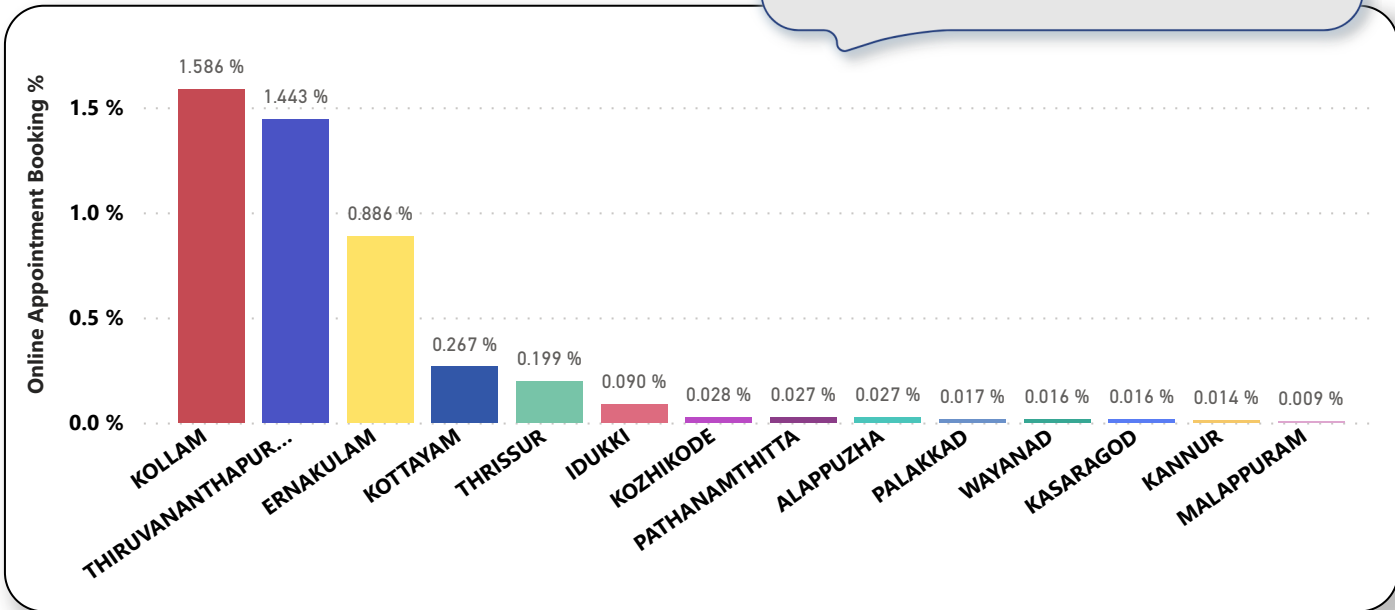
District Name	Live Institutions	Reception	Consultation	Lab	Pharmacy
THIRUVANANTHAPURAM	106	97 (91.5%)	90 (84.9%)	79 (74.5%)	71 (67.%)
THRISSUR	70	55 (78.6%)	52 (74.3%)	46 (65.7%)	48 (68.6%)
KOZHIKODE	56	36 (64.3%)	35 (62.5%)	29 (51.8%)	30 (53.6%)
MALAPPURAM	54	45 (83.3%)	44 (81.5%)	19 (35.2%)	22 (40.7%)
ERNAKULAM	45	29 (64.4%)	25 (55.6%)	13 (28.9%)	15 (33.3%)
PALAKKAD	45	39 (86.7%)	37 (82.2%)	31 (68.9%)	26 (57.8%)
KANNUR	39	26 (66.7%)	25 (64.1%)	21 (53.8%)	22 (56.4%)
KOTTAYAM	32	21 (65.6%)	21 (65.6%)	14 (43.8%)	19 (59.4%)
KOLLAM	31	24 (77.4%)	24 (77.4%)	23 (74.2%)	23 (74.2%)
ALAPPUZHA	30	20 (66.7%)	19 (63.3%)	19 (63.3%)	18 (60.%)
KASARAGOD	23	18 (78.3%)	17 (73.9%)	12 (52.2%)	17 (73.9%)
PATHANAMTHITTA	20	18 (90.%)	16 (80.%)	11 (55.%)	13 (65.%)
IDUKKI	19	18 (94.7%)	17 (89.5%)	11 (57.9%)	16 (84.2%)
WAYANAD	17	16 (94.1%)	16 (94.1%)	14 (82.4%)	15 (88.2%)
Total	587	462 (78.7%)	438 (74.6%)	342 (58.3%)	355 (60.5%)

5. Percentage of Online Appointment Booking in Hospitals

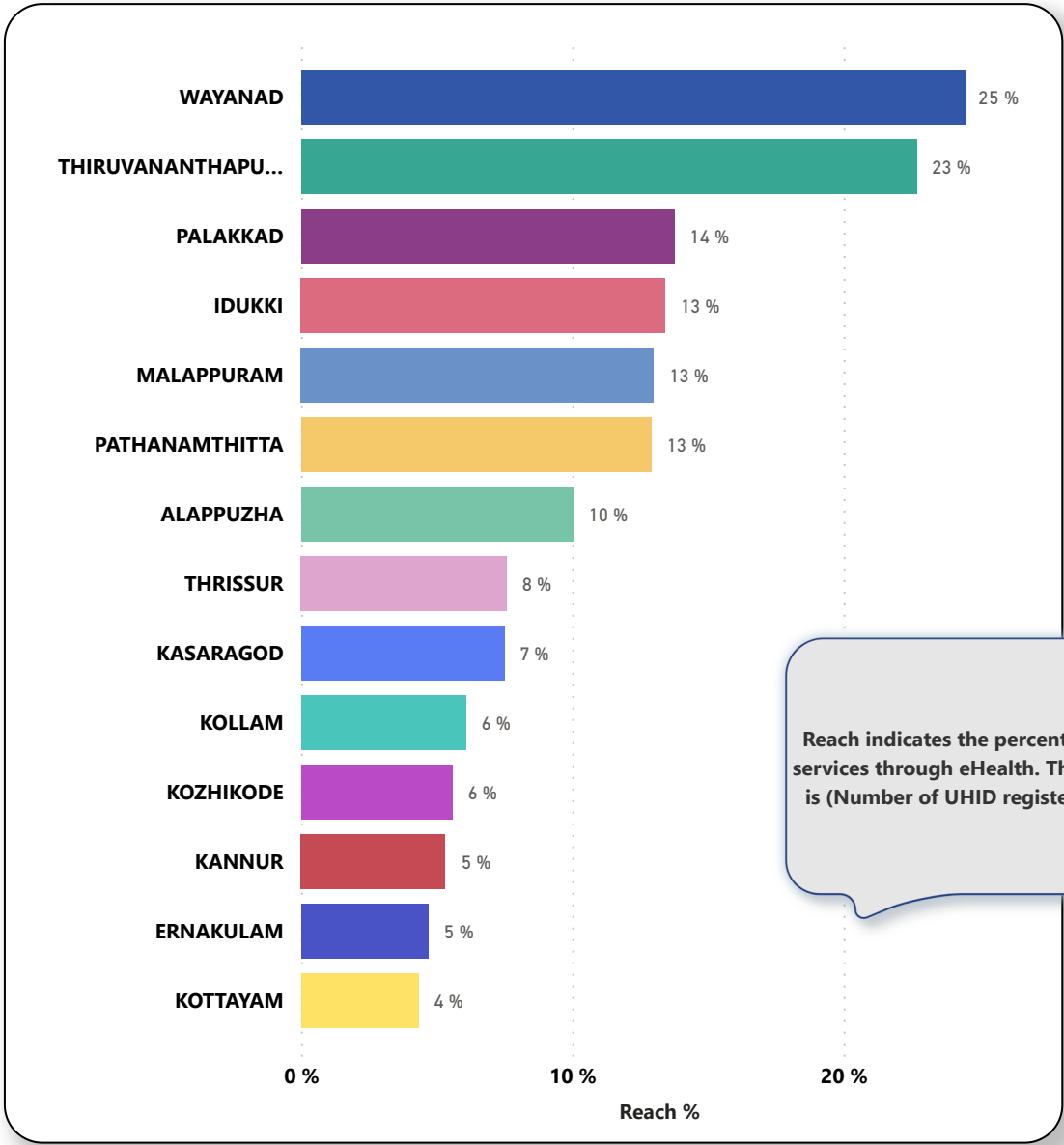
District-wise count of online appointments taken during the month of April '23. TVM district stands at first position in online appointment booking.



District-wise percentage of online appointment booking up on OP visits for the month of April '23. Calculation is performed as (Online Visits / OP Visits) * 100 %.



6. eHealth Performance - Reach



7. Public Health Survey Status

