

1. eHealth Kerala - Vital Statistics

Live Institutions

17

Medical College Hospitals

0

PHCs/FHCs

14

CHCs

0

DHs/GHs

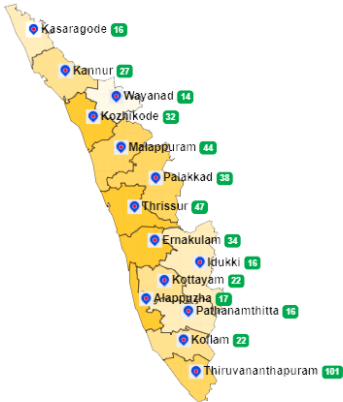
2

PH Labs

0


Other(Inc UPHCs,Taluk Hospitals)

1



District	Score
Kasaragode	16
Kannur	27
Wayanad	14
Kozhikode	32
Malappuram	44
Palakkad	33
Thrissur	47
Ernakulam	54
Idukki	16
Kottayam	22
Alappuzha	17
Pathanamthitta	16
Kollam	22
Thiruvananthapuram	101

2. Highlights



➤

The district is at position 1 in overall ranking based on district performance in providing eHealth services through all institutions except Medical Colleges.

➤


Reception module started in 15 of 17 institutions of the district.

➤

Wayanad district is at position 2 in OP consultation with the value of 92%.

➤

The district is at position 3 in UHID Visits with nearly 46%.



➤

The WYD district is at position 10 in Pharmacy Usage with nearly 50%.

➤

The district is at position 12 in online appointment booking.

➤

The house survey completion status is 0.77% and member survey completion status is 0.03%.

3. eHealth - District Ranking Matrix Based on Performance of all Institutions (except Medical Colleges)

The ranking matrix showcase the district performance in providing eHealth services through all institutions (except Medical Colleges) based on six different parameters. These parameters include whether the reception module is started or not, UHID Visits, Doctor Consultation, Pharmacy Usage, Lab Usage and number of Live Institutions. Based on the ranking, the districts are classified into three broad categories, the best performing districts, the average performing districts and the low performing districts.

The best performing districts should strive to continue to remain in the same position, whereas the average performing as well as the low performing districts should strive to reach to the 'top four' league.

The ranking matrix for the month of April '23 is given below:

District	Rank
IDUKKI	1
WAYANAD	1
PATHANAMTHITTA	2
PALAKKAD	3
THRISSUR	4
KOLLAM	5
KANNUR	6
KOTTAYAM	6
THIRUVANANTHAPURAM	6
ALAPPUZHA	7
KASARAGOD	7
KOZHIKODE	8
MALAPPURAM	8
ERNAKULAM	9

- Best performing
- Average performing
- Low performing

3. eHealth - Institution Level Ranking (except Medical Colleges)

Hospital	Rank
FAMILY HEALTH CENTRE CHEERAL	1
FAMILY HEALTH CENTRE MEPPADY	1
FAMILY HEALTH CENTRE PADINHARETHARA	1
FAMILY HEALTH CENTRE POOTHADI	1
FAMILY HEALTH CENTRE VENGAPALLY	1
FAMILY HEALTH CENTRE APPAPPARA	2
FAMILY HEALTH CENTRE EDAVAKA	2
FAMILY HEALTH CENTRE POZHUTHANA	2
FAMILY HEALTH CENTER NOOLPUZHA	3
FAMILY HEALTH CENTRE CHETHALAYAM	3
FAMILY HEALTH CENTRE KOTTATHARA	3
FAMILY HEALTH CENTRE THONDERNAD	3
FAMILY HEALTH CENTRE VELLAMUNDA	3
FAMILY HEALTH CENTRE AMBALAVAYAL	4
M S PADMAIAH GOWDER MEMORIAL GOVERNMENT GENERAL HOSPITAL KALPETTA	5
URBAN PRIMARY HEALTH CENTRE MUNDERI KALPETTA	6

3.1 eHealth Performance - Reception Module

Reception Module is considered to be functional in an institution only if the number of total visits for the month is of minimum 500.

Reception module started in 15 of 17 institutions

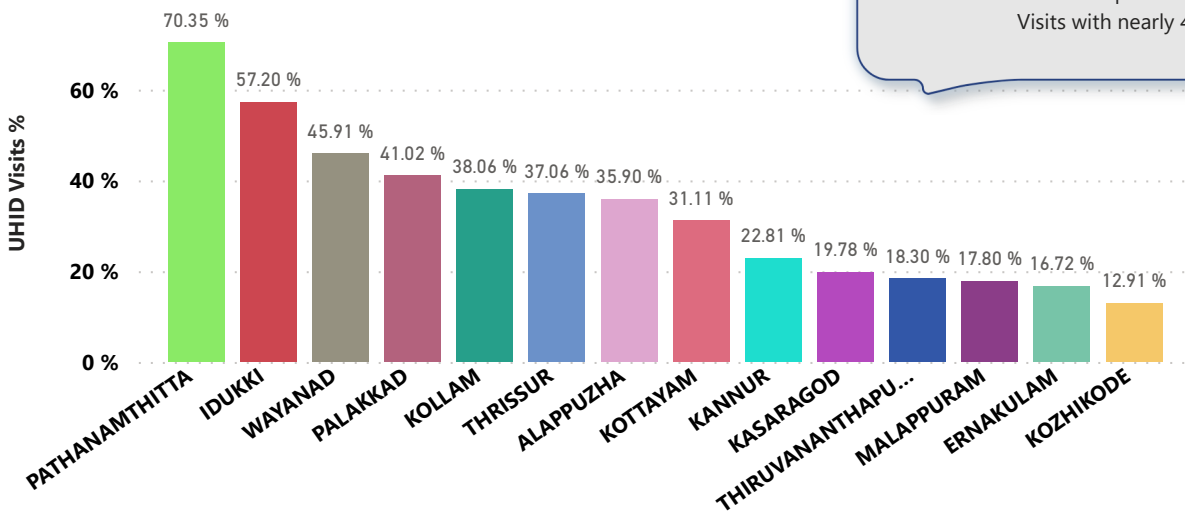
District	Institution Count	Institutions with Reception	% of institutions with Reception
IDUKKI	19	18	95.00 %
KOLLAM	30	28	93.00 %
THIRUVANANTHAPURAM	102	93	91.00 %
PATHANAMTHITTA	19	17	89.00 %
WAYANAD	17	15	88.00 %
KASARAGOD	23	20	87.00 %
PALAKKAD	44	38	86.00 %
MALAPPURAM	53	45	85.00 %
THRISSUR	69	54	78.00 %
KANNUR	39	28	72.00 %
KOZHIKODE	54	37	69.00 %
ALAPPUZHA	29	19	66.00 %
KOTTAYAM	31	20	65.00 %
ERNAKULAM	44	28	64.00 %

Institutions where the reception module is either not started or not using

Hospital Name
District Hospital Mananthavady
Urban Primary Health Centre Munderi Kalpetta

3.2 e-Health Performance - UHID Visits

UHID Visit % is calculated as (UHID Visits / Total Visit ) \*100



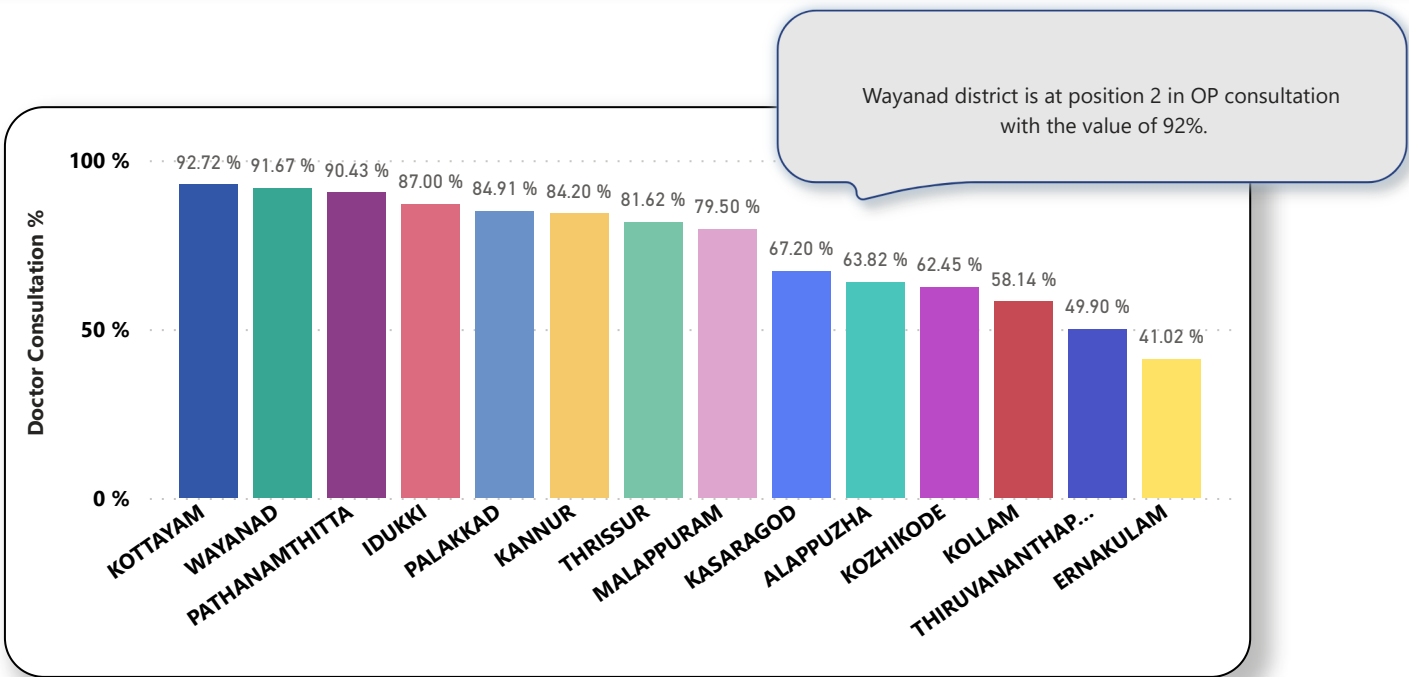
WYD district is at position 3 in UHID Visits with nearly 46%.

Institutions based on UHID Visits

Hospital	UHID Visit %
Family Health Centre Pozhuthana	78.00 %
Family Health Centre Kottathara	77.00 %
Family Health Centre Chethalayam	75.00 %
Family Health Centre Meppady	71.00 %
Family Health Centre Vengapally	71.00 %
Family Health Centre Cheeral	68.00 %
Family Health Centre Padinharethara	66.00 %
Family Health Centre Poothadi	62.00 %
Family Health Center Noolpuzha	59.00 %
Family Health Centre Ambalavayal	55.00 %
Family Health Centre Thondernad	52.00 %
Family Health Centre Edavaka	47.00 %
Family Health Centre Appappara	45.00 %
Family Health Centre Vellamunda	37.00 %
M S Padmaiah Gowder Memorial Government General Hospital Kalpetta	19.00 %

Institutions with atleast 100 UHID visits are listed here.

3.3 e-Health Performance - Doctor Consultation



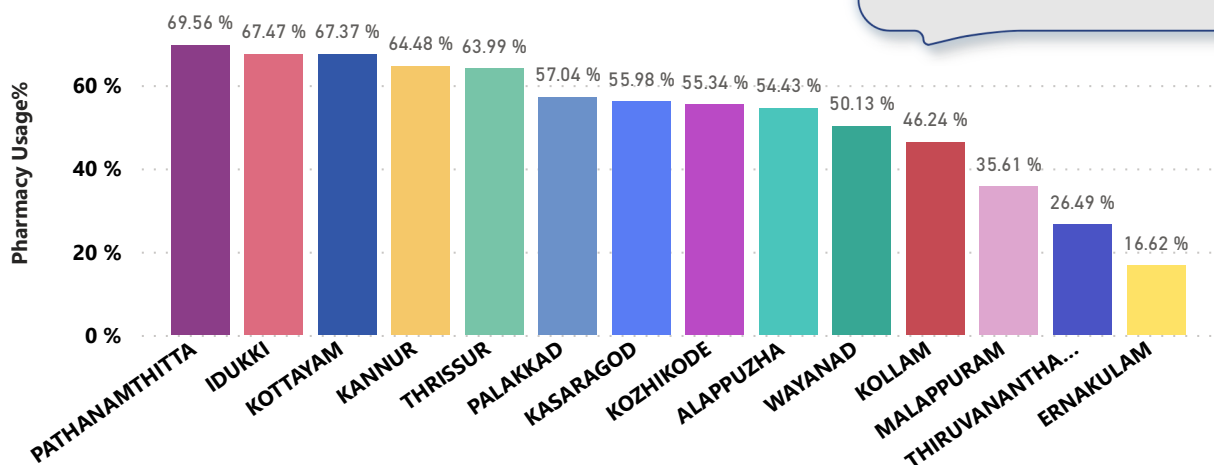
Doctor Consultation Percentage in all Institutions

Hospital	Doctor Consultation %
Family Health Centre Edavaka	99.78 %
Family Health Centre Vellamunda	99.77 %
Family Health Centre Vengapally	99.73 %
Family Health Centre Chethalayam	99.61 %
Family Health Centre Ambalavayal	99.45 %
Family Health Centre Cheeral	98.59 %
Family Health Centre Thondernad	98.19 %
Family Health Centre Poothadi	98.04 %
Family Health Centre Meppady	97.61 %
Family Health Centre Pozhuthana	96.95 %
Family Health Centre Padinharethara	96.03 %
Family Health Centre Appappara	95.65 %
Family Health Centre Kottathara	95.36 %
Family Health Center Noolpuzha	90.96 %
M S Padmaiah Gowder Memorial Government General Hospital Kalpetta	78.87 %

3.4 e-Health Performance - Pharmacy Usage

Pharmacy usage is calculated as (Pharmacy Prescription Count / Total Visits ) \*100

The WYD district is at position 10 in Pharmacy Usage with nearly 50%.



Pharmacy Usage in all Institutions

Hospital	Pharmacy Usage %
Family Health Center Noolpuzha	78.00 %
Family Health Centre Ambalavayal	7.00 %
Family Health Centre Appappara	81.00 %
Family Health Centre Cheeral	85.00 %
Family Health Centre Chethalayam	84.00 %
Family Health Centre Edavaka	87.00 %
Family Health Centre Kottathara	90.00 %
Family Health Centre Meppady	88.00 %
Family Health Centre Padinharethara	87.00 %
Family Health Centre Poothadi	89.00 %
Family Health Centre Pozhuthana	83.00 %
Family Health Centre Thondernad	83.00 %
Family Health Centre Vellamunda	88.00 %
Family Health Centre Vengapally	93.00 %
M S Padmaiah Gowder Memorial Government General Hospital Kalpetta	0.00 %

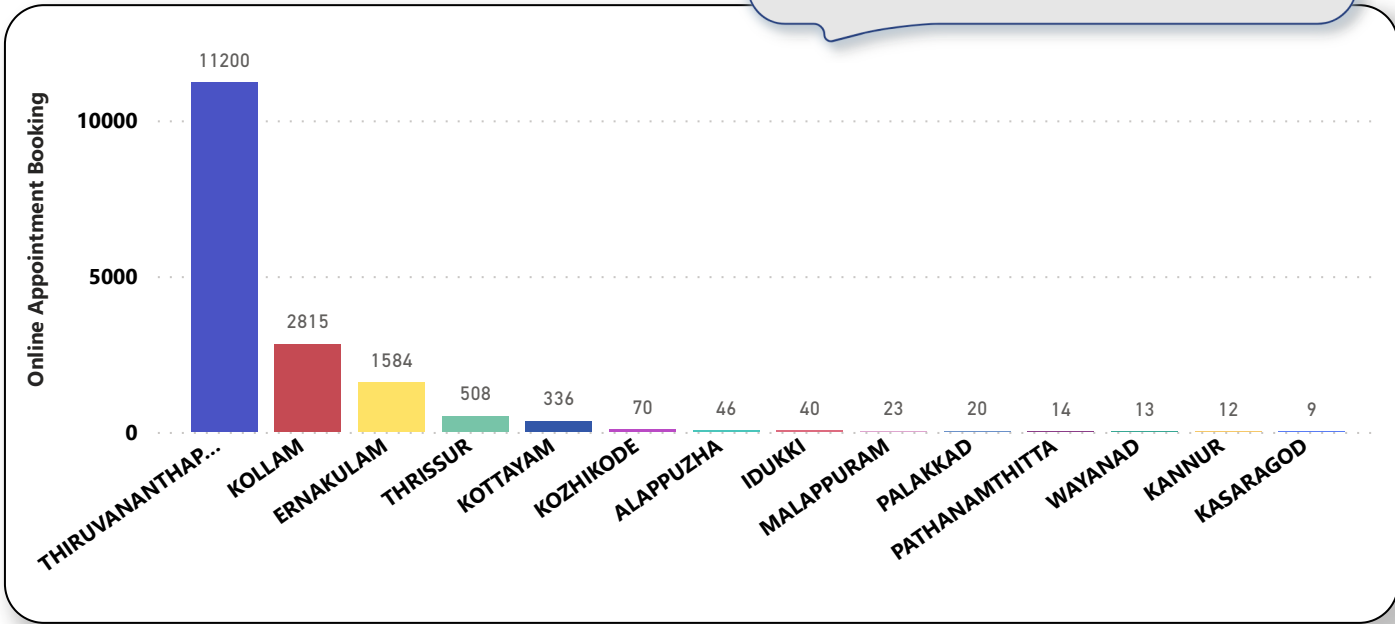
4. Status of Modules started in Hospitals

District wise status of live institutions and the count of various modules [Reception, OP Consultation, Lab, Pharmacy] started.

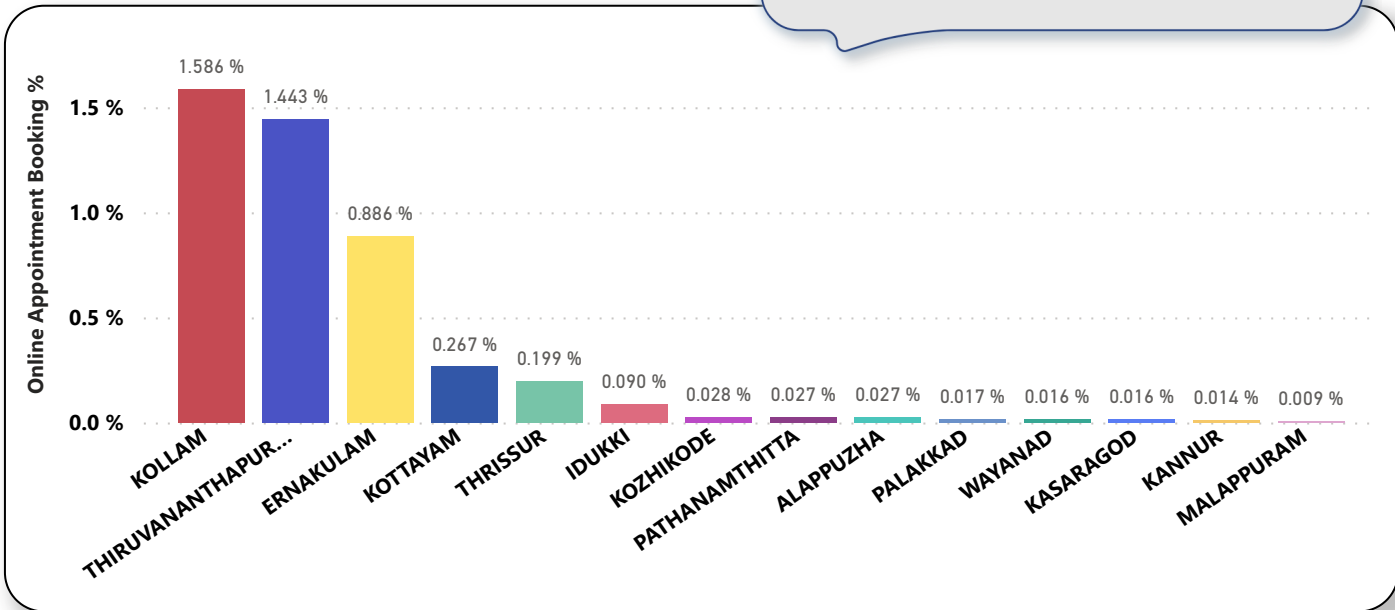
District Name	Live Institutions	Reception	Consultation	Lab	Pharmacy
THIRUVANANTHAPURAM	106	97 (91.5%)	90 (84.9%)	79 (74.5%)	71 (67.%)
THRISSUR	70	55 (78.6%)	52 (74.3%)	46 (65.7%)	48 (68.6%)
KOZHIKODE	56	36 (64.3%)	35 (62.5%)	29 (51.8%)	30 (53.6%)
MALAPPURAM	54	45 (83.3%)	44 (81.5%)	19 (35.2%)	22 (40.7%)
ERNAKULAM	45	29 (64.4%)	25 (55.6%)	13 (28.9%)	15 (33.3%)
PALAKKAD	45	39 (86.7%)	37 (82.2%)	31 (68.9%)	26 (57.8%)
KANNUR	39	26 (66.7%)	25 (64.1%)	21 (53.8%)	22 (56.4%)
KOTTAYAM	32	21 (65.6%)	21 (65.6%)	14 (43.8%)	19 (59.4%)
KOLLAM	31	24 (77.4%)	24 (77.4%)	23 (74.2%)	23 (74.2%)
ALAPPUZHA	30	20 (66.7%)	19 (63.3%)	19 (63.3%)	18 (60.%)
KASARAGOD	23	18 (78.3%)	17 (73.9%)	12 (52.2%)	17 (73.9%)
PATHANAMTHITTA	20	18 (90.%)	16 (80.%)	11 (55.%)	13 (65.%)
IDUKKI	19	18 (94.7%)	17 (89.5%)	11 (57.9%)	16 (84.2%)
WAYANAD	17	16 (94.1%)	16 (94.1%)	14 (82.4%)	15 (88.2%)
Total	587	462 (78.7%)	438 (74.6%)	342 (58.3%)	355 (60.5%)

5. Percentage of Online Appointment Booking in Hospitals

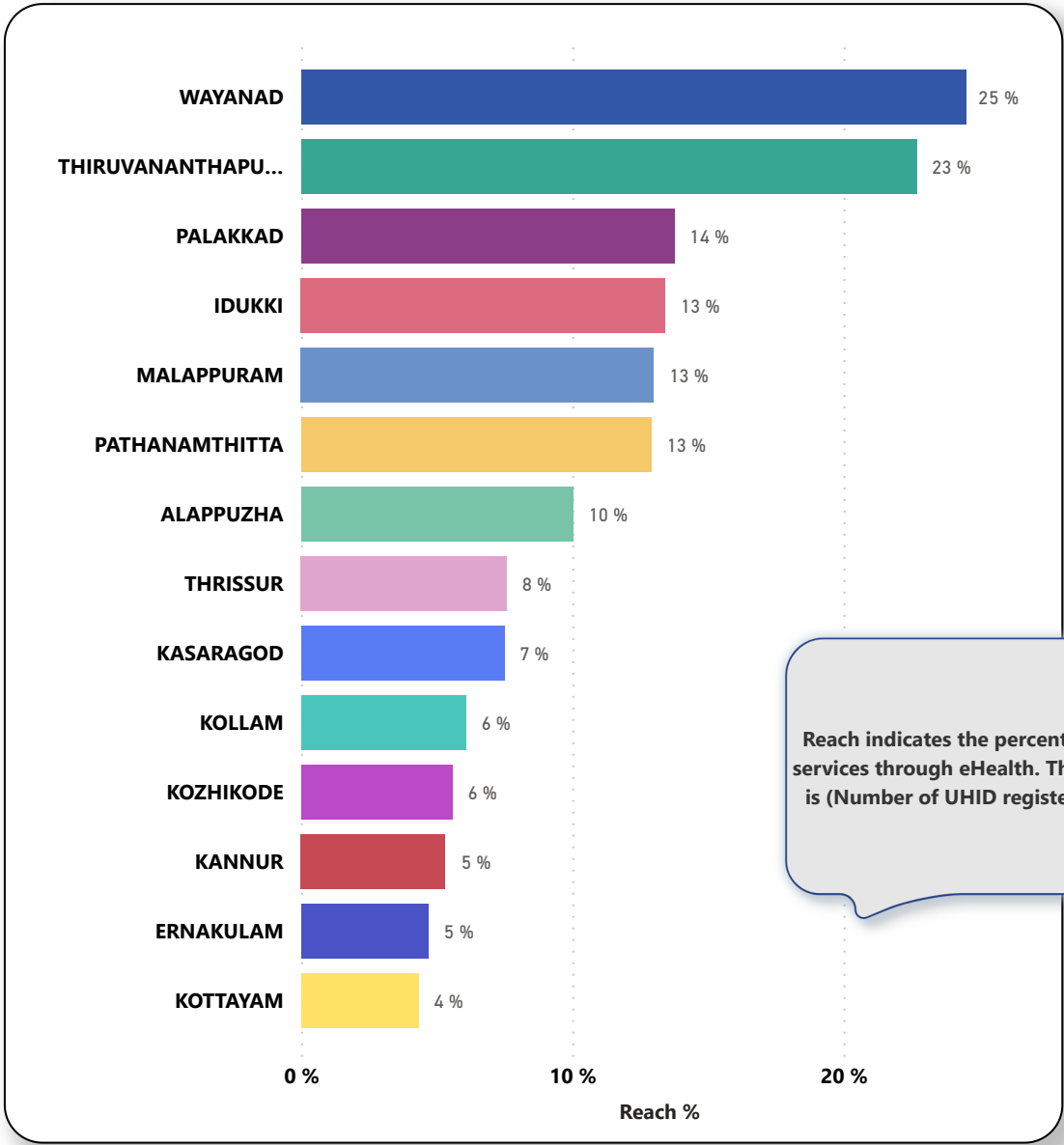
District-wise count of Online appointments taken during the month of April '23. WYD district is at position 12 in online appointment booking.



District-wise percentage of online appointment booking up on OP visits for the month of April '23. Calculation is performed as (Online Visits / OP Visits) \* 100 %.



6. eHealth Performance - Reach



7. Public Health Survey Status

