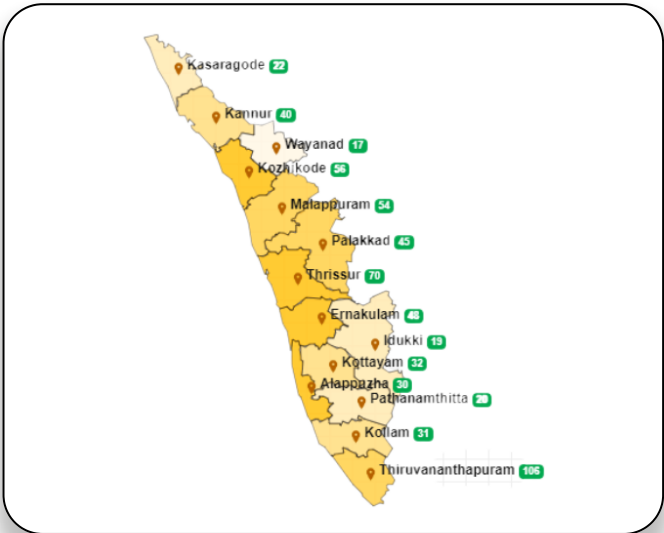


1. eHealth Kerala - Vital Statistics

Live Institutions	31
Medical College Hospitals	1
PHCs/FHCs	27
CHCs	0
DHs/GHs	0
PH Labs	0
Other(Inc UPHCs,Taluk Hospitals)	3



2. Highlights



- The Kollam district remains at position 4 in overall ranking based on district performance in providing eHealth services through all institutions except Medical Colleges.
- Reception module started in all institutions of the district.
- Kollam district is at position 1 in Online Appointment Booking percentage calculated upon OP visits .
- Kollam district is at position
  - 4 in UHID Visits with 41%.
  - 10 in Doctor Consultation with nearly 61%.
  - 10( in Pharmacy usage with nearly 48% .



- The district is at position 8 in reach rank which indicates number of UHID registered among the entire population.
- The district is at position 11 in house survey completion(0.64%) and at position 9 in member survey completion(0.03%)

3. eHealth - District Ranking Matrix Based on Performance of all Institutions (except Medical Colleges)

The ranking matrix showcase the district performance in providing eHealth services through all institutions (except Medical Colleges) based on six different parameters. These parameters include whether the reception module is started or not, UHID Visits, Doctor Consultation, Pharmacy Usage, Lab Usage and number of Live Institutions. Based on the ranking, the districts are classified into three broad categories, the best performing districts, the average performing districts and the low performing districts.

The best performing districts should strive to continue to remain in the same position, whereas the average performing as well as the low performing districts should strive to reach to the 'top four' league.

The ranking matrix for the month of August '23 is given below:

Rank	District
1	WAYANAD
2	PATHANAMTHITTA
3	IDUKKI
4	THRISSUR, KOLLAM
5	ALAPPUZHA, PALAKKAD
6	THIRUVANANTHAPURAM, KANNUR, KOTTAYAM
7	KOZHIKODE
8	KASARAGOD
9	ERNAKULAM, MALAPPURAM

- Best performing
- Average performing
- Low performing

## 3. eHealth - Institution Level Ranking (except Medical Colleges)

Hospital	Rank
Family Health Centre Alappad	1
Family Health Centre Ezhukone	1
Family Health Centre Ezhukone Pavithreswaram	1
Family Health Centre Perinad	1
Family Health Centre Perumon	1
Family Health Centre Sreenarayanapuram	1
Family Health Centre Thekkumbhagam	1
Family Health Centre Ummannoor	1
Family Health Centre Veliyam	1
Family Health Centre Azheekkal	2
Family Health Centre Chavara	2
Family Health Centre Sakthikulangara	2
Family Health Centre Thenmala	2
Urban Primary Health Centre Uliyakovil	2
C Kesavan Memorial Family Health Centre Mayyanad	3
Family Health Centre Elampalloor	3
Family Health Centre Kulasekharapuram	3
Urban Primary Health Centre Mundakkal	3
Family Health Centre Mancode Chithara	4
Family Health Centre Kallada East	5
Family Health Centre Neduvathoor	5
Family Health Centre Pooyappally	5
Family Health Centre Thazhava	5
Family Health Centre Piravanthoor	6
Family Health Centre Vilakkudy	6
Family Health Centre West Kallada	7
Family Health Centre Vallikkavu	7
Family Health Centre Chathannoor	8
Taluk Headquarters Hospital Punalur	9
Family Health Centre Karavalur	10

Hospital	Rank
Family Health Centre Karavalur	10
Taluk Headquarters Hospital Punalur	9
Family Health Centre Chathannoor	8
Family Health Centre West Kallada	7
Family Health Centre Vallikkavu	7
Family Health Centre Piravanthoor	6
Family Health Centre Vilakkudy	6
Family Health Centre Kallada East	5
Family Health Centre Neduvathoor	5
Family Health Centre Pooyappally	5
Family Health Centre Thazhava	5
Family Health Centre Mancode Chithara	4
C Kesavan Memorial Family Health Centre Mayyanad	3
Family Health Centre Elampalloor	3
Family Health Centre Kulasekharapuram	3
Urban Primary Health Centre Mundakkal	3
Family Health Centre Azheekkal	2
Family Health Centre Chavara	2
Family Health Centre Sakthikulangara	2
Family Health Centre Thenmala	2
Urban Primary Health Centre Uliyakovil	2
Family Health Centre Alappad	1
Family Health Centre Ezhukone	1
Family Health Centre Ezhukone Pavithreswaram	1
Family Health Centre Perinad	1
Family Health Centre Perumon	1
Family Health Centre Sreenarayanapuram	1
Family Health Centre Thekkumbhagam	1
Family Health Centre Ummannoor	1
Family Health Centre Veliyam	1

3.1 eHealth Performance - Reception Module

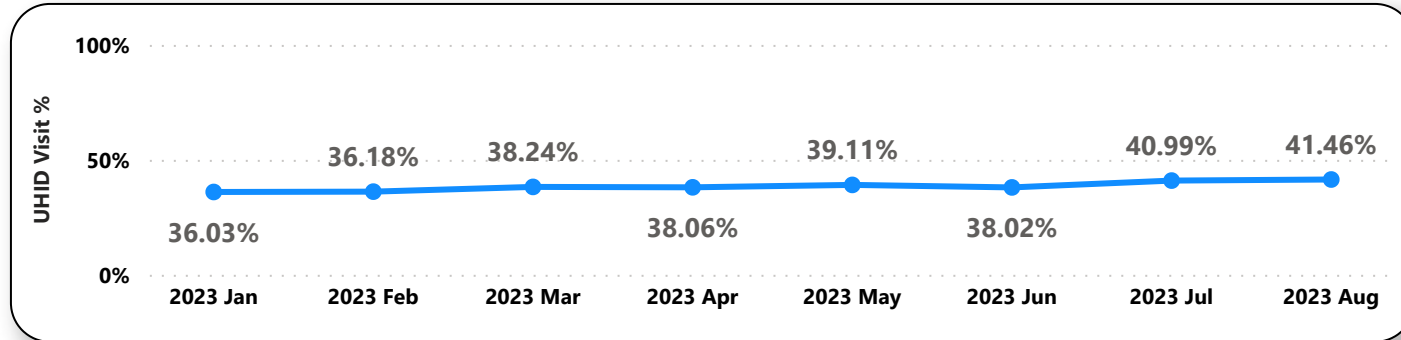
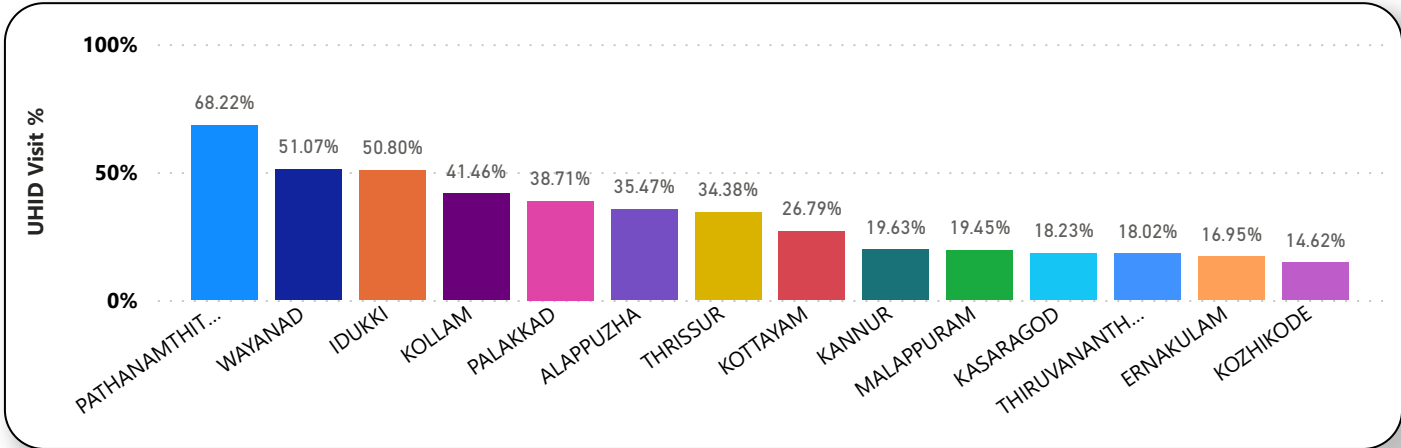
Reception Module is considered to be functional in an institution only if the number of total visits for the month is of minimum 500.

District	Institution Count	Institutions with Reception	% of institutions with Reception
ALAPPUZHA	31	31	100.00%
IDUKKI	19	19	100.00%
KOLLAM	30	30	100.00%
PALAKKAD	44	44	100.00%
PATHANAMTHITTA	19	18	94.74%
WAYANAD	17	16	94.12%
THIRUVANANTHAPURAM	102	95	93.14%
MALAPPURAM	53	48	90.57%
KANNUR	39	34	87.18%
KOTTAYAM	31	27	87.10%
THRISSUR	69	58	84.06%
KASARAGOD	23	19	82.61%
ERNAKULAM	47	38	80.85%
KOZHIKODE	54	43	79.63%



3.2 e-Health Performance - UHID Visits

UHID Visit % is calculated as (UHID Visits / Total Visit ) \*100



Institutions based on UHID Visits

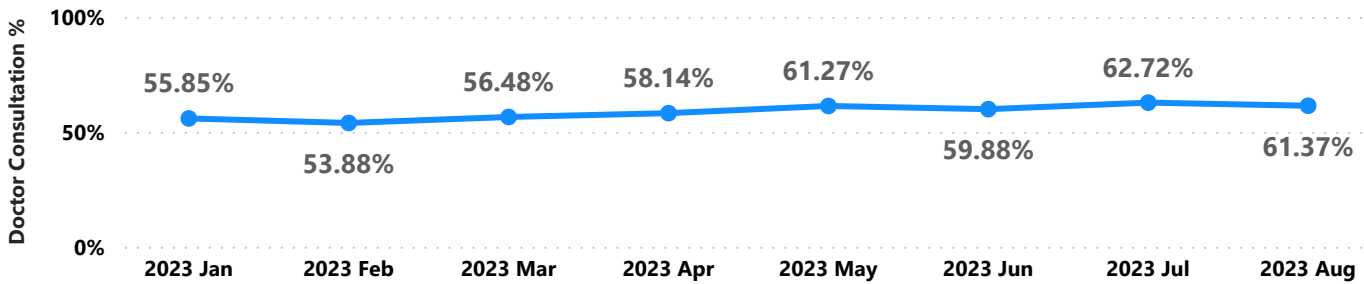
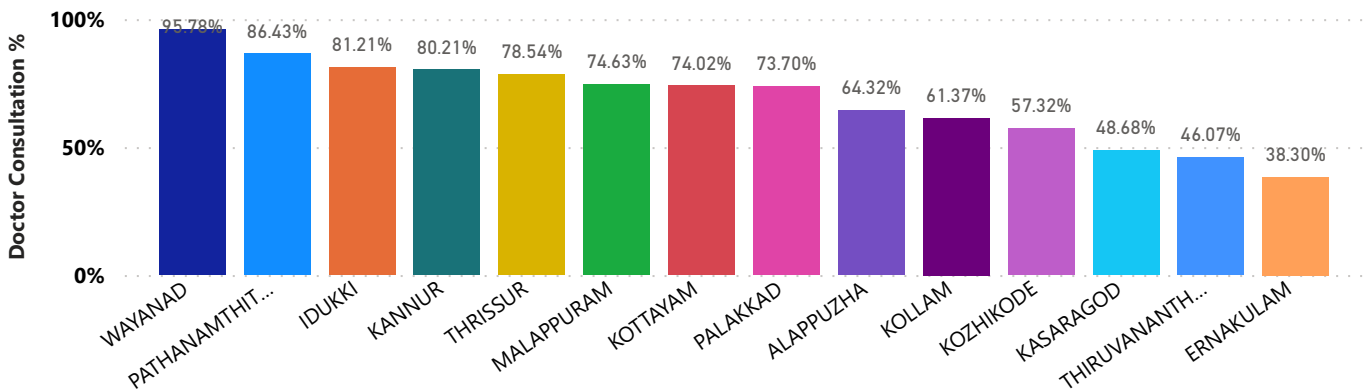
Institutions with atleast 100 UHID visits are listed here.

Hospital	UHID Visit %
Family Health Centre Ummannoor	87.19%
Family Health Centre Ezhukone Pavithreswaram	79.70%
Family Health Centre Veliyam	76.97%
Urban Primary Health Centre Uliyakovil	72.23%
Family Health Centre Mancode Chithara	71.42%
Family Health Centre Sreenarayanapuram	70.50%
Family Health Centre Perumon	68.32%
Family Health Centre Alappad	67.74%
Family Health Centre Thenmala	66.34%
Urban Primary Health Centre Mundakkal	65.88%

Hospital	UHID Visit %
Taluk Headquarters Hospital Punalur	12.07%
Family Health Centre Piravanthoor	25.43%
Family Health Centre Karavalur	27.60%
Family Health Centre Vallikkavu	32.38%
Family Health Centre West Kallada	34.22%
Family Health Centre Vilakkudy	35.64%
Family Health Centre Chathanoor	39.32%
Family Health Centre Elampalloor	43.31%
Family Health Centre Thazhava	51.95%
Family Health Centre Azheekkal	55.76%

3.3 e-Health Performance - Doctor Consultation

Consultation % is calculated as (Doctor Consultation / OP Visits ) \*100



Doctor Consultation Percentage in all Institutions

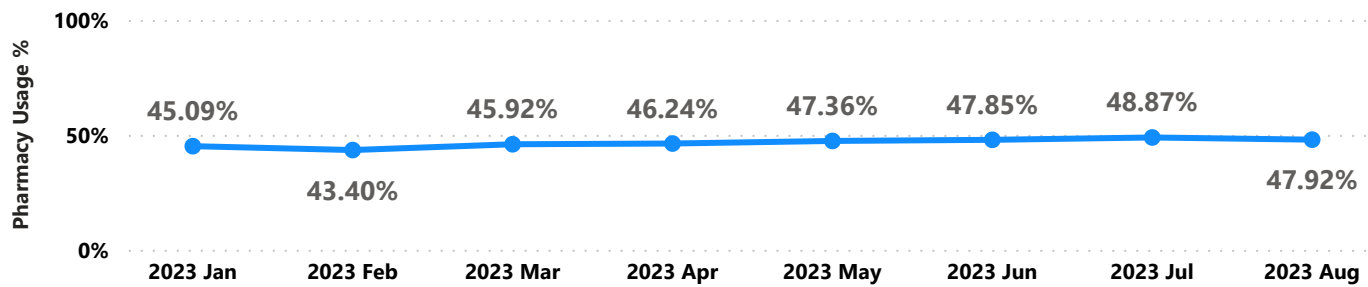
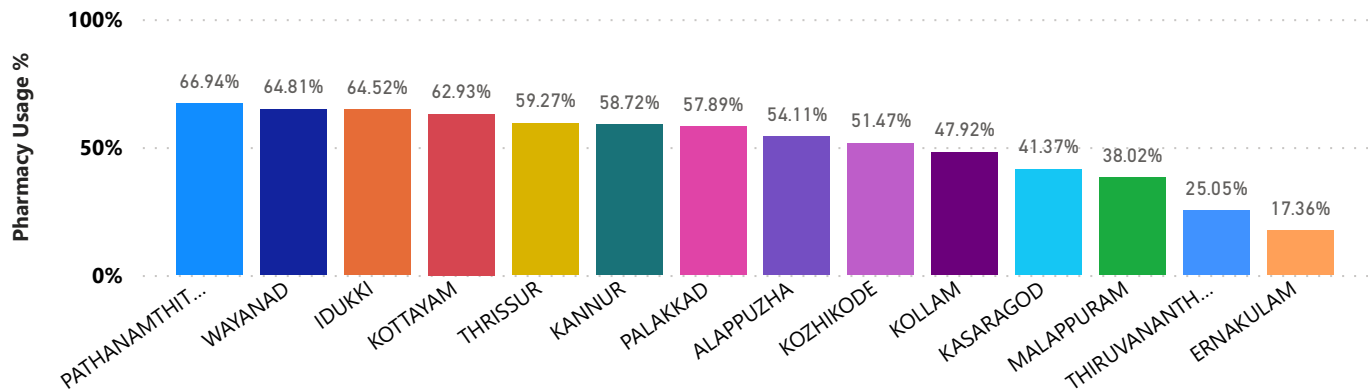
Institutions with atleast 100 UHID visits are listed here.

Hospital	Doctor Consultation %
Family Health Centre Veliyam	99.82%
Family Health Centre Perumon	99.74%
Family Health Centre Ezhukone Pavithreswaram	99.46%
Family Health Centre Sakthikulangara	98.90%
C Kesavan Memorial Family Health Centre Mayyanad	98.82%
Family Health Centre Azheekkal	98.78%
Urban Primary Health Centre Uliyakovil	98.35%
Family Health Centre Perinad	98.02%
Family Health Centre Chavara	97.20%

Hospital	Doctor Consultation %
Taluk Headquarters Hospital Punalur	9.32%
Family Health Centre Chathannoor	35.83%
Family Health Centre West Kallada	51.61%
Family Health Centre Karavalur	62.55%
Family Health Centre Vallikkavu	64.02%
Family Health Centre Pooyappally	70.60%
Family Health Centre Mancode Chithara	78.67%
Family Health Centre Vilakkudy	78.81%
Urban Primary Health Centre Mundakkal	82.98%
Family Health Centre Piravanthoor	85.33%

3.4 e-Health Performance - Pharmacy Usage

Pharmacy % is calculated as (Pharmacy Prescriptions/ Total Visits ) \*100



Pharmacy Usage in all Institutions

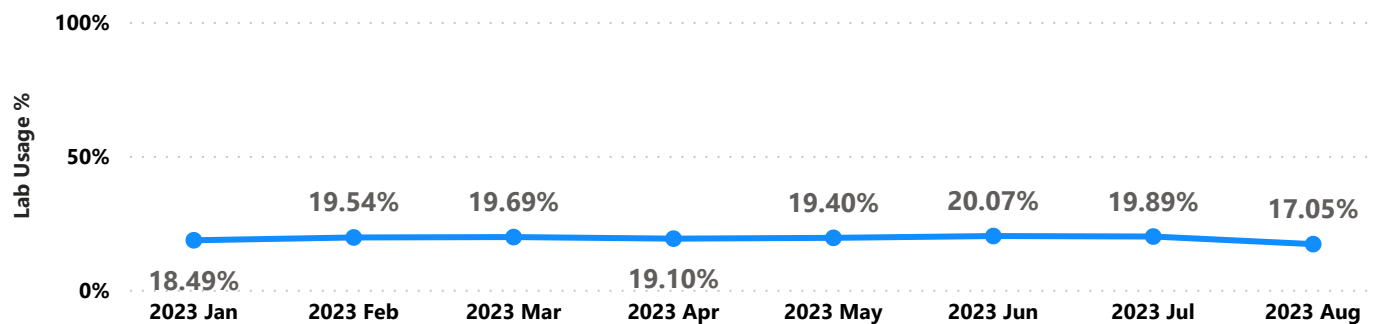
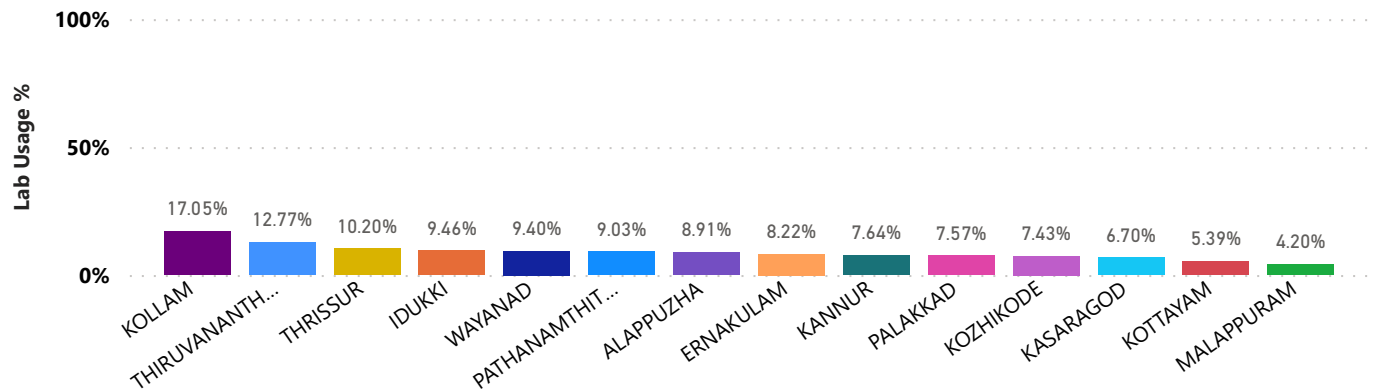
Institutions with atleast 100 UHID visits are listed here.

Hospital	Pharmacy Usage %
Family Health Centre Veliyam	91.97%
Family Health Centre Ezhukone Pavithreswaram	91.62%
Family Health Centre Kallada East	91.38%
Family Health Centre Ummannoor	89.84%
Family Health Centre Sakthikulangara	88.58%
Family Health Centre Chavara	88.39%
Family Health Centre Sreenarayanapuram	88.07%
Family Health Centre Perumon	86.97%
Family Health Centre Ezhukone	86.54%
Family Health Centre Perinad	86.35%

Hospital	Pharmacy Usage %
Taluk Headquarters Hospital Punalur	3.00%
Family Health Centre Karavalur	10.41%
Family Health Centre Chathannoor	31.39%
Family Health Centre Mancode Chithara	43.62%
Family Health Centre West Kallada	43.63%
Family Health Centre Piravanthoor	45.47%
Family Health Centre Vilakkudy	49.43%
Family Health Centre Vallikkavu	51.00%
Family Health Centre Pooyappally	58.46%
Urban Primary Health Centre Mundakkal	66.63%

3.5 e-Health Performance - Lab Usage

Lab % is calculated as (Lab Prescriptions/ Total Visits ) \*100



Lab Usage in all Institutions

Institutions with atleast 100 UHID visits are listed here.

Hospital	Lab Usage %
Family Health Centre Ezhukone Pavithreswaram	32.81%
Family Health Centre Thenmala	28.91%
Family Health Centre Kulasekharapuram	26.87%
Family Health Centre Perinad	23.53%
C Kesavan Memorial Family Health Centre Mayyanad	22.30%
Taluk Headquarters Hospital Punalur	22.14%
Family Health Centre Sakthikulangara	19.36%
Family Health Centre Elampalloor	17.31%
Family Health Centre Piravanthoor	16.84%
Family Health Centre Thekkumbhagam	15.81%

Hospital	Lab Usage %
Family Health Centre Kallada East	0.11%
Family Health Centre Karavalur	2.06%
Family Health Centre Thazhava	4.18%
Family Health Centre West Kallada	6.69%
Family Health Centre Pooyappally	8.44%
Family Health Centre Veliyam	8.93%
Family Health Centre Ezhukone	10.81%
Family Health Centre Perumon	11.12%
Urban Primary Health Centre Mundakkal	12.24%
Family Health Centre Azheekkal	12.62%
Family Health Centre Mancode Chithara	13.08%



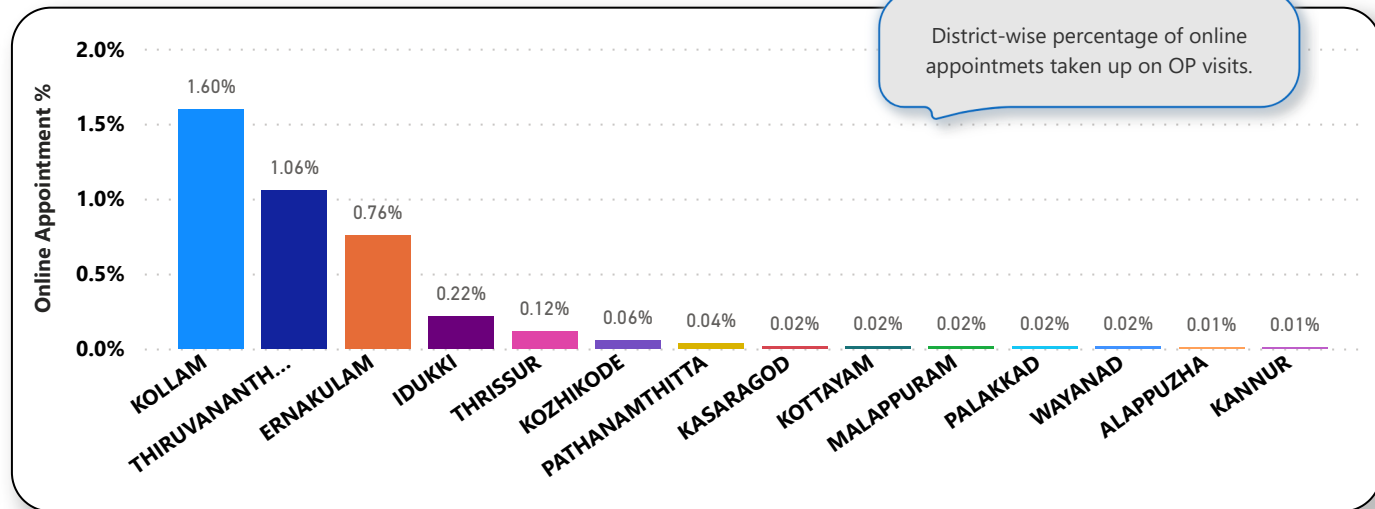
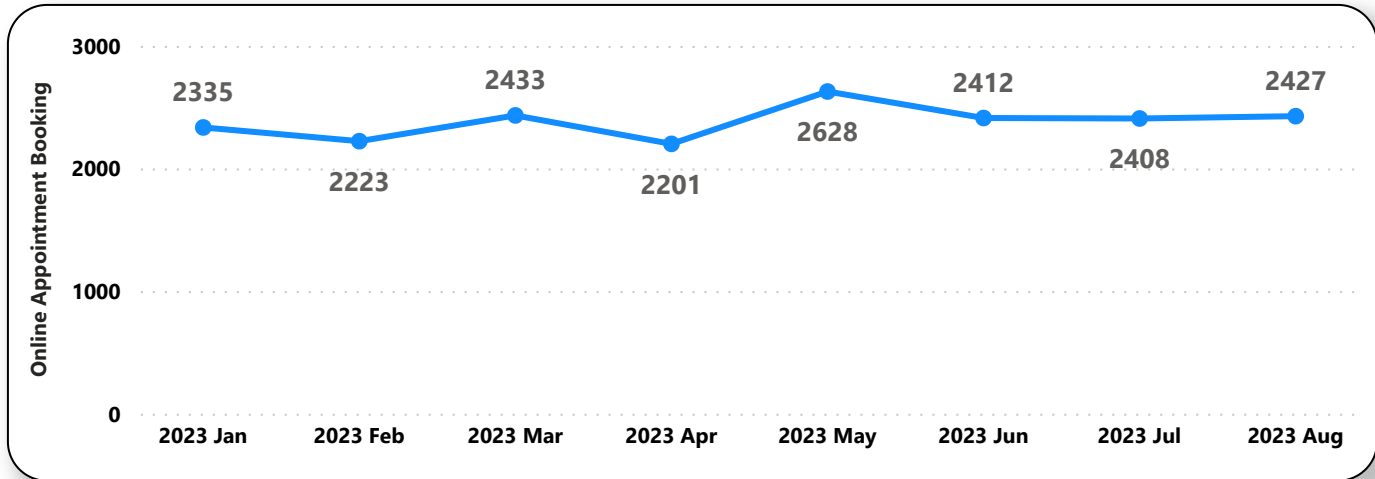
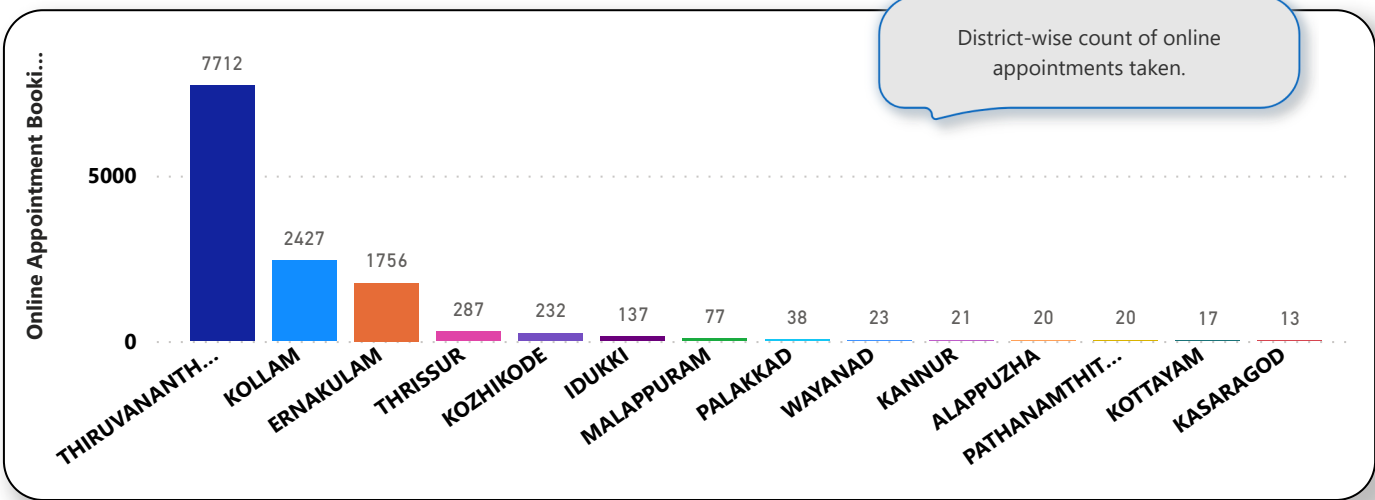
4. Status of Modules Usage in Hospitals

District wise status of live institutions and the count of various modules [Reception, OP Consultation, Lab, Pharmacy] started / functional.

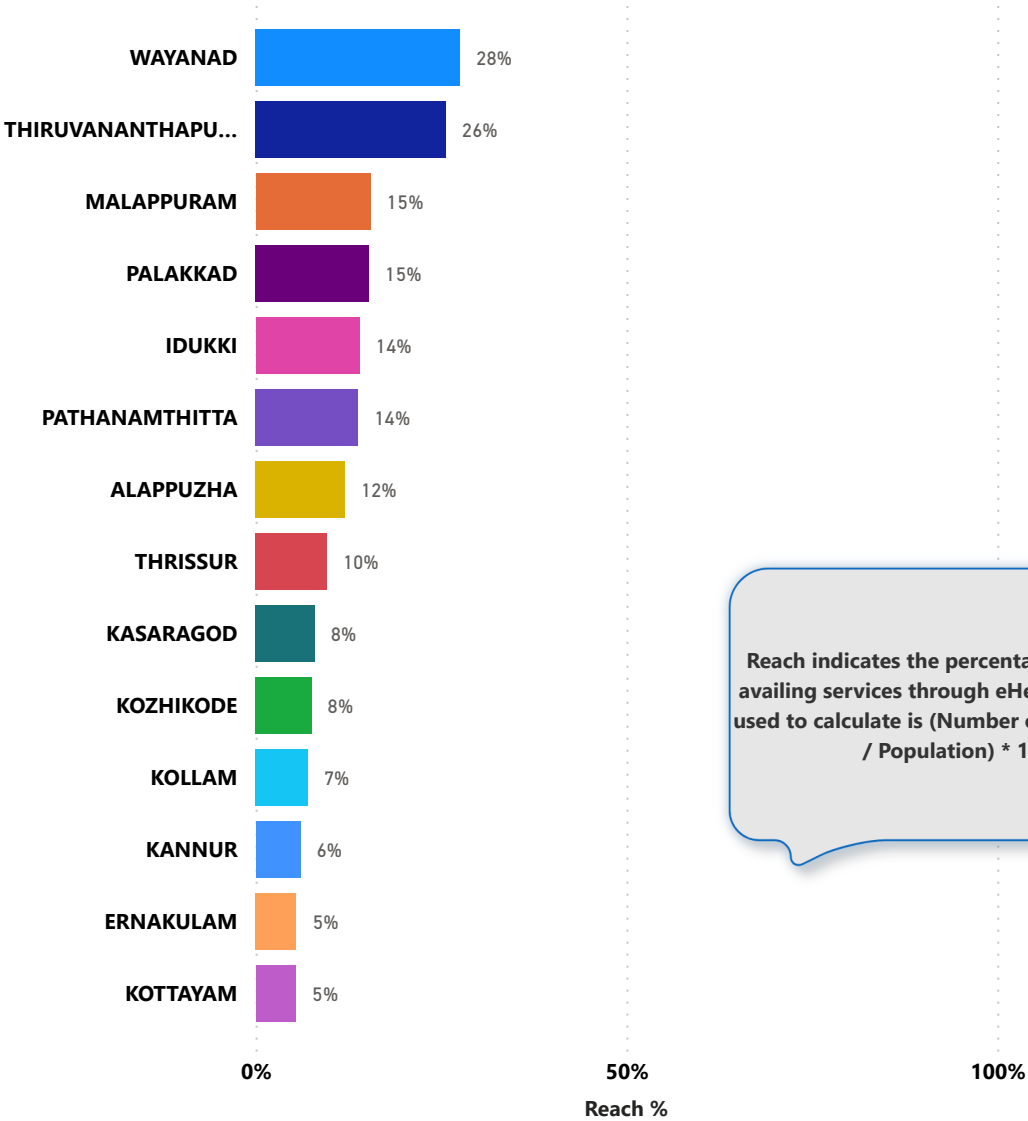
District Name	Live Institutions	Reception	Consultation	Lab	Pharmacy
THIRUVANANTHAPURAM	106	99 (93.4%)	92 (86.8%)	84 (79.2%)	71 (67.%)
THRISSUR	70	59 (84.3%)	56 (80.%)	52 (74.3%)	51 (72.9%)
KOZHIKODE	56	45 (80.4%)	38 (67.9%)	37 (66.1%)	36 (64.3%)
MALAPPURAM	54	49 (90.7%)	47 (87.%)	33 (61.1%)	32 (59.3%)
ERNAKULAM	48	39 (81.3%)	32 (66.7%)	19 (39.6%)	13 (27.1%)
PALAKKAD	45	45 (100.%)	38 (84.4%)	35 (77.8%)	30 (66.7%)
KANNUR	40	35 (87.5%)	30 (75.%)	25 (62.5%)	25 (62.5%)
ALAPPUZHA	32	32 (100.%)	31 (96.9%)	26 (81.3%)	30 (93.8%)
KOTTAYAM	32	28 (87.5%)	24 (75.%)	18 (56.3%)	24 (75.%)
KOLLAM	31	31 (100.%)	31 (100.%)	27 (87.1%)	29 (93.5%)
KASARAGOD	23	19 (82.6%)	15 (65.2%)	11 (47.8%)	15 (65.2%)
PATHANAMTHITTA	20	19 (95.%)	17 (85.%)	13 (65.%)	15 (75.%)
IDUKKI	19	19 (100.%)	18 (94.7%)	15 (78.9%)	18 (94.7%)
WAYANAD	18	16 (88.9%)	16 (88.9%)	16 (88.9%)	16 (88.9%)
Total	594	535 (90.1%)	485 (81.6%)	411 (69.2%)	405 (68.2%)



5. Online Appointment Booking in Hospitals (except Medical Colleges)



6. eHealth Performance - Reach



Reach indicates the percentage of population availing services through eHealth. The formula used to calculate is (Number of UHID registered / Population) \* 100 %.

7. Public Health Survey Status

