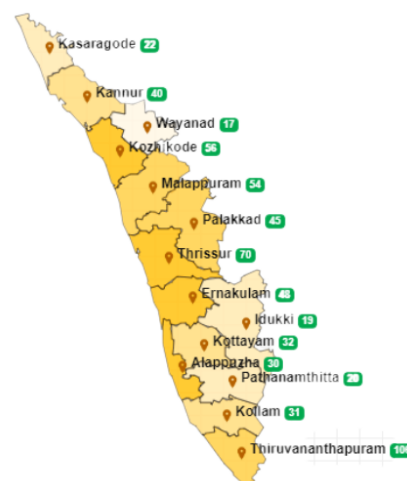


1. eHealth Kerala - Vital Statistics

Live Institutions	32
Medical College Hospitals	1
PHCs/FHCs	25
CHCs	1
DHs/GHs	3
PH Labs	0
Other(Inc UPHCs,Taluk Hospitals)	2



2. Highlights



- The Kottayam district remains at position 6 in overall ranking based on district performance in providing eHealth services through all institutions except Medical Colleges.
- The reception module is functional in 27 of the 31 Institutions in the district.
- The district remains at position 8 in UHID visits with 26%.
- The district is at position :
 - 7 in OP Consultation with 74%.
 - 4 in Pharmacy Usage with 63%.



- The district is at position 11 in the house survey completion (0.28%) and at position 11 in member survey completion (0.01%).
- The district remains at last position in reach rank which indicates UHID registration proportionate to the population.
- The district is at 9th position in Online Appointment Booking percentage with 0.02%.

3. eHealth - District Ranking Matrix Based on Performance of all Institutions (except Medical Colleges)

The ranking matrix showcase the district performance in providing eHealth services through all institutions (except Medical Colleges) based on six different parameters. These parameters include whether the reception module is started or not, UHID Visits, Doctor Consultation, Pharmacy Usage, Lab Usage and number of Live Institutions. Based on the ranking, the districts are classified into three broad categories, the best performing districts, the average performing districts and the low performing districts.

The best performing districts should strive to continue to remain in the same position, whereas the average performing as well as the low performing districts should strive to reach to the 'top four' league.

The ranking matrix for the month of August '23 is given below:

Rank	District
1	WAYANAD
2	PATHANAMTHITTA
3	IDUKKI
4	THRISSUR, KOLLAM
5	ALAPPUZHA, PALAKKAD
6	THIRUVANANTHAPURAM, KANNUR, KOTTAYAM
7	KOZHIKODE
8	KASARAGOD
9	ERNAKULAM, MALAPPURAM

- Best performing
- Average performing
- Low performing

3. eHealth - Institution Level Ranking (except Medical Colleges)

Hospital	Rank
Family Health Centre Meenachil	1
Family Health Centre Moonnilavu	1
Family Health Centre Udayanapuram	1
Family Health Centre Brahmamangalam	2
Family Health Centre Panachikkadu	2
Family Health Centre Kuruppanthara	3
Family Health Centre Paippad	3
Family Health Centre Veliyanloor	3
Family Health Centre Kaduthuruthy	4
Family Health Centre Manarcad	4
Family Health Centre Maravanthuruthu	4
Family Health Centre Vellavoor	4
Family Health Centre Velloor	4
Family Health Centre Erattupetta	5
Family Health Centre Poonjar	5
Family Health Centre Thottackad	5
Family Health Centre Nattakom	6
Urban Primary Health Centre Perunna	6
Family Health Centre Madappally	7
Family Health Centre Parampuzha	7
Family Health Centre Vazhoor	7
Family Health Centre Kallara	8
Family Health Centre Marangattupally	9
Family Health Centre Mutholy	10
Community Health Centre Mundakayam	11
Community Health Centre Ramapuram	11
Taluk Headquarters Hospital Pampady	11

3.1 eHealth Performance - Reception Module

Reception Module is considered to be functional in an institution only if the number of total visits for the month is of minimum 500.

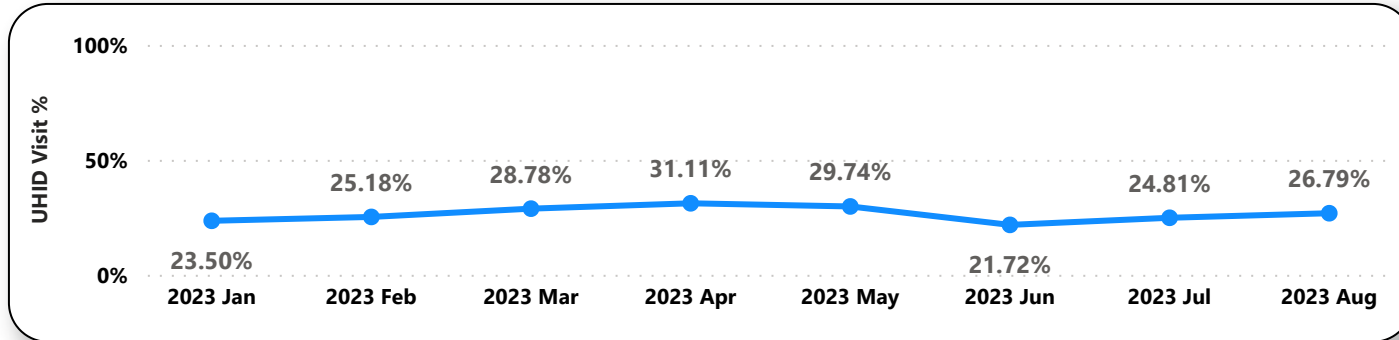
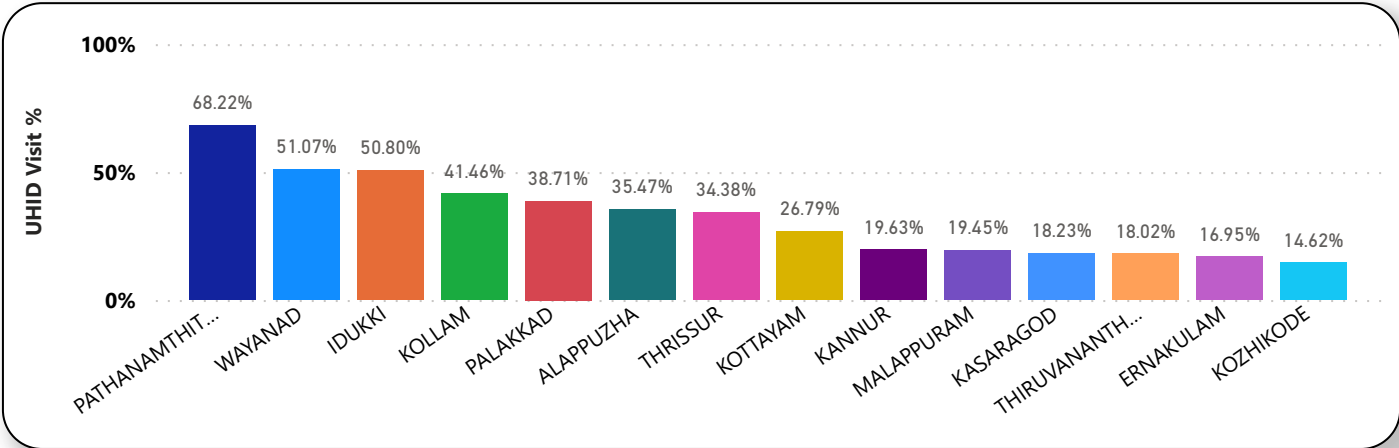
District	Institution Count	Institutions with Reception	% of institutions with Reception
ALAPPUZHA	31	31	100.00%
IDUKKI	19	19	100.00%
KOLLAM	30	30	100.00%
PALAKKAD	44	44	100.00%
PATHANAMTHITTA	19	18	94.74%
WAYANAD	17	16	94.12%
THIRUVANANTHAPURAM	102	95	93.14%
MALAPPURAM	53	48	90.57%
KANNUR	39	34	87.18%
KOTTAYAM	31	27	87.10%
THRISSUR	69	58	84.06%
KASARAGOD	23	19	82.61%
ERNAKULAM	47	38	80.85%
KOZHIKODE	54	43	79.63%

Hospital Name
GENERAL HOSPITAL PALA
GENERAL HOSPITAL KOTTAYAM
GENERAL HOSPITAL KANJIRAPALLY
FAMILY HEALTH CENTRE MEENADOM

Institutions where the reception module is either not started or not using

3.2 e-Health Performance - UHID Visits

UHID Visit % is calculated as (UHID Visits / Total Visit) *100



Institutions based on UHID Visits

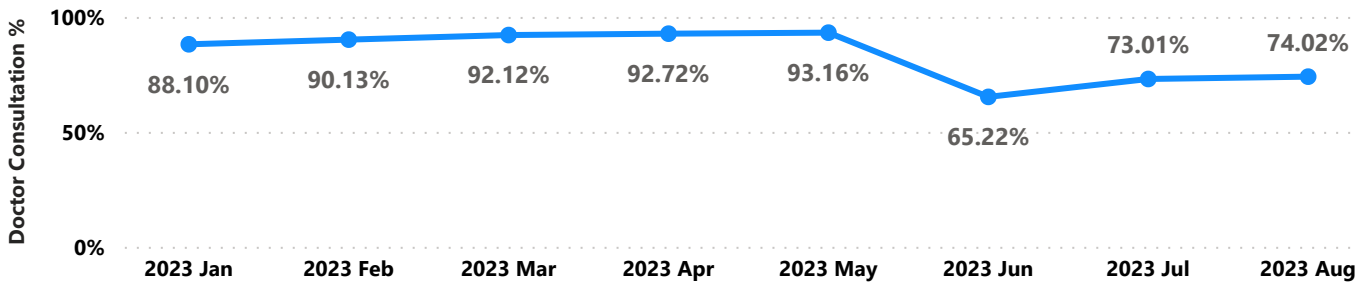
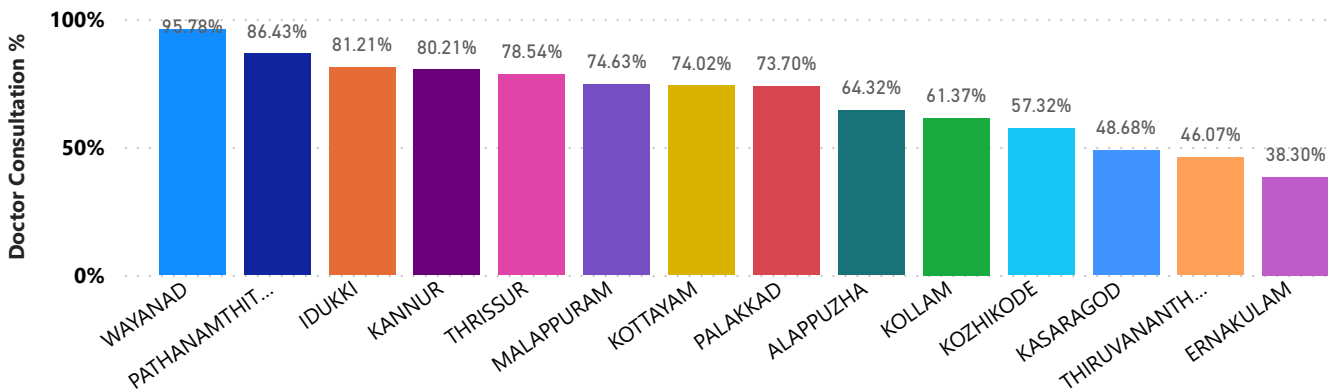
Institutions with atleast 100 UHID visits are listed here.

Hospital	UHID Visit %
Family Health Centre Moonnilavu	78.14%
Family Health Centre Vellavoor	69.56%
Family Health Centre Meenachil	61.19%
Family Health Centre Udayanapuram	60.38%
Family Health Centre Kuruppanthara	55.95%
Family Health Centre Brahmamangalam	53.13%
Family Health Centre Kaduthuruthy	51.36%
Family Health Centre Vazhoor	47.33%
Family Health Centre Panachikkadu	42.14%
Family Health Centre Veliyannoor	41.09%

Hospital	UHID Visit %
Family Health Centre Poonjar	5.12%
Community Health Centre Mundakayam	7.75%
Family Health Centre Thottackad	8.05%
Family Health Centre Velloor	10.96%
Family Health Centre Manarcad	15.81%
Family Health Centre Marangattupally	17.47%
Family Health Centre Erattupetta	18.13%
Family Health Centre Nattakom	19.03%
Family Health Centre Parampuzha	20.21%
Urban Primary Health Centre Perunna	22.74%

3.3 e-Health Performance - Doctor Consultation

Consultation % is calculated as (Doctor Consultation / OP Visits) *100



Doctor Consultation Percentage in all Institutions

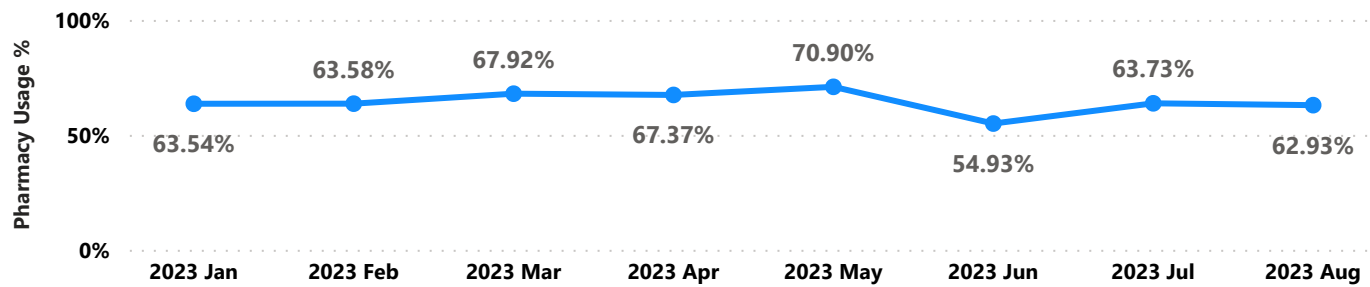
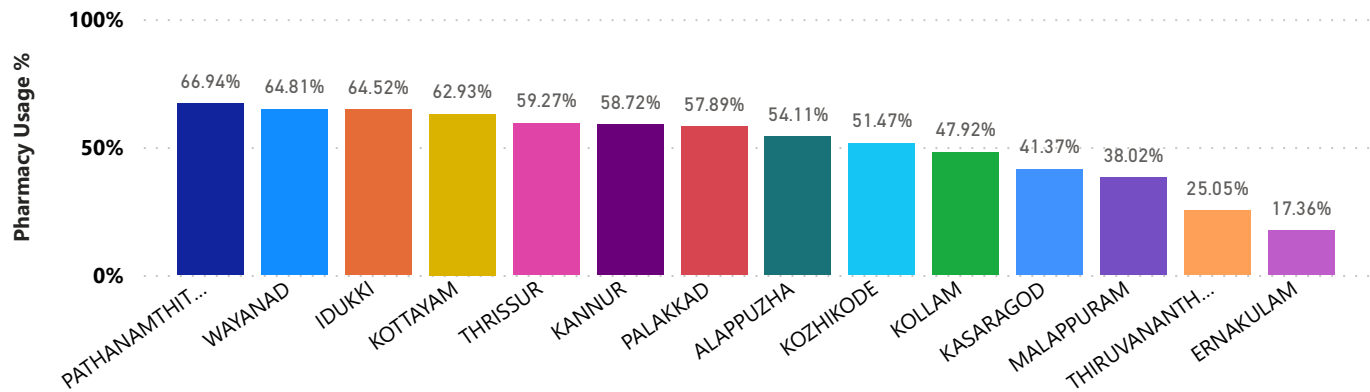
Institutions with atleast 100 UHID visits are listed here.

Hospital	Doctor Consultation %
Family Health Centre Kuruppanthara	99.89%
Family Health Centre Brahmamangalam	99.61%
Urban Primary Health Centre Perunna	99.42%
Family Health Centre Moonnilavu	98.98%
Family Health Centre Manarcad	98.55%
Family Health Centre Maravanthuruthu	98.14%
Family Health Centre Vellavoor	98.12%
Family Health Centre Poonjar	98.07%
Family Health Centre Meenachil	97.83%
Family Health Centre Thottackad	97.65%

Hospital	Doctor Consultation %
Family Health Centre Mutholy	0.04%
Community Health Centre Mundakayam	3.01%
Family Health Centre Kallara	44.29%
Family Health Centre Vazhoor	57.00%
Family Health Centre Marangattupally	84.83%
Family Health Centre Erattupetta	90.20%
Family Health Centre Parampuzha	90.42%
Family Health Centre Nattakom	92.33%
Family Health Centre Madappally	95.16%
Family Health Centre Paippad	95.34%

3.4 e-Health Performance - Pharmacy Usage

Pharmacy % is calculated as (Pharmacy Prescriptions/ Total Visits) *100



Pharmacy Usage in all Institutions

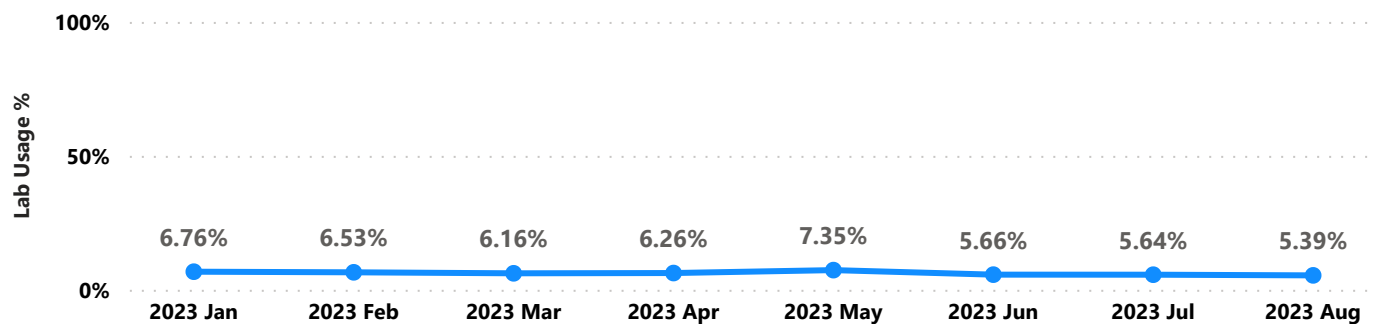
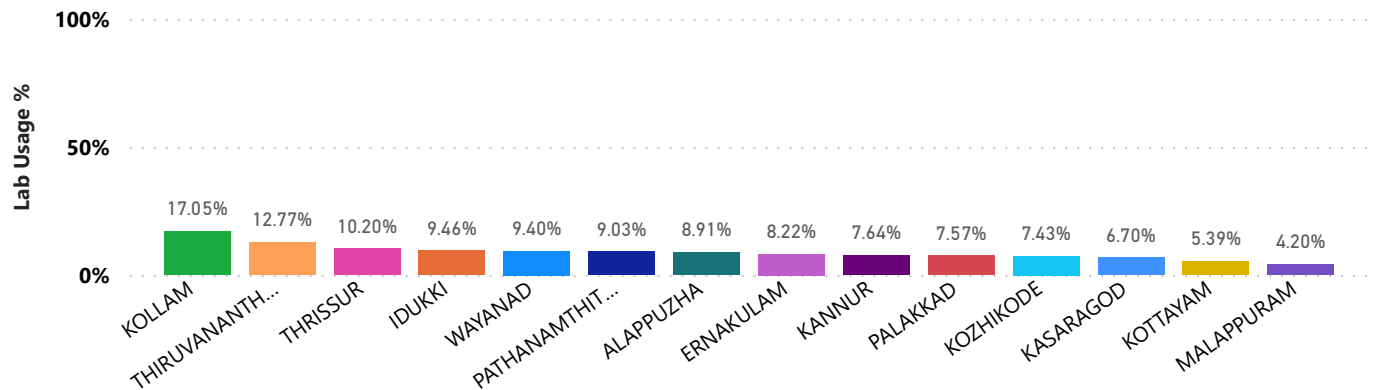
Institutions with atleast 100 UHID visits are listed here.

Hospital	Pharmacy Usage %
Family Health Centre Vellavoor	103.94%
Family Health Centre Brahmamangalam	101.76%
Family Health Centre Udayanapuram	100.21%
Family Health Centre Manarcad	99.73%
Urban Primary Health Centre Perunna	98.92%
Family Health Centre Moonnilavu	98.67%
Family Health Centre Paippad	96.42%
Family Health Centre Velloor	93.07%
Family Health Centre Kuruppanthara	91.68%
Family Health Centre Meenachil	89.53%

Hospital	Pharmacy Usage %
Community Health Centre Mundakayam	1.29%
Family Health Centre Marangattupally	26.76%
Family Health Centre Vazhoor	31.94%
Family Health Centre Kallara	40.33%
Family Health Centre Nattakom	63.03%
Family Health Centre Erattupetta	68.23%
Family Health Centre Poonjar	68.94%
Family Health Centre Parampuzha	76.35%
Family Health Centre Madappally	77.76%
Family Health Centre Veliyanloor	84.88%

3.5 e-Health Performance - Lab Usage

Lab % is calculated as (Lab Prescriptions/ Total Visits) *100



Lab Usage in all Institutions

Institutions with atleast 100 UHID visits are listed here.

Hospital	Lab Usage %
Family Health Centre Panachikkadu	15.14%
Family Health Centre Kallara	13.39%
Family Health Centre Vazhoor	11.96%
Family Health Centre Meenachil	11.17%
Family Health Centre Erattupetta	10.64%
Family Health Centre Brahmamangalam	9.97%
Family Health Centre Poonjar	9.64%
Family Health Centre Moonnilavu	9.32%
Family Health Centre Udayanapuram	7.64%
Family Health Centre Manarcad	7.15%
Family Health Centre Paippad	6.67%

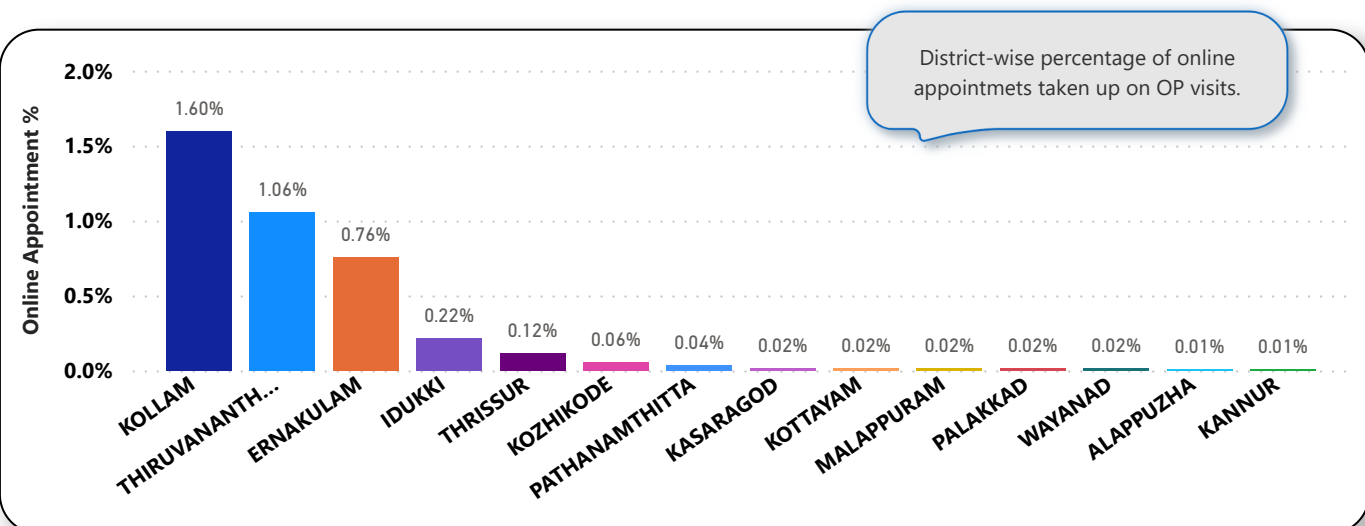
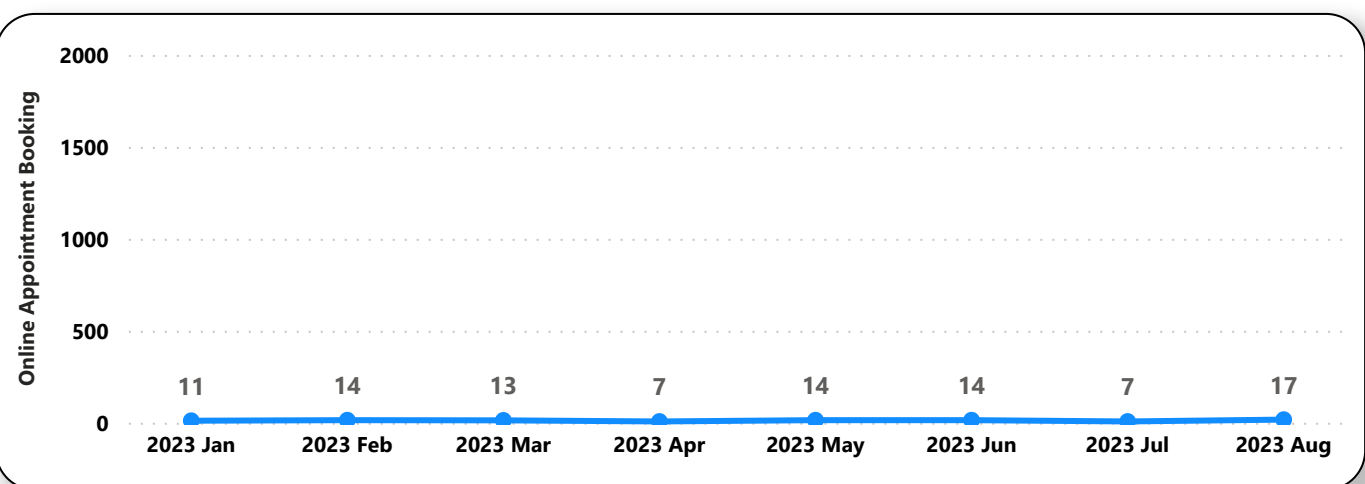
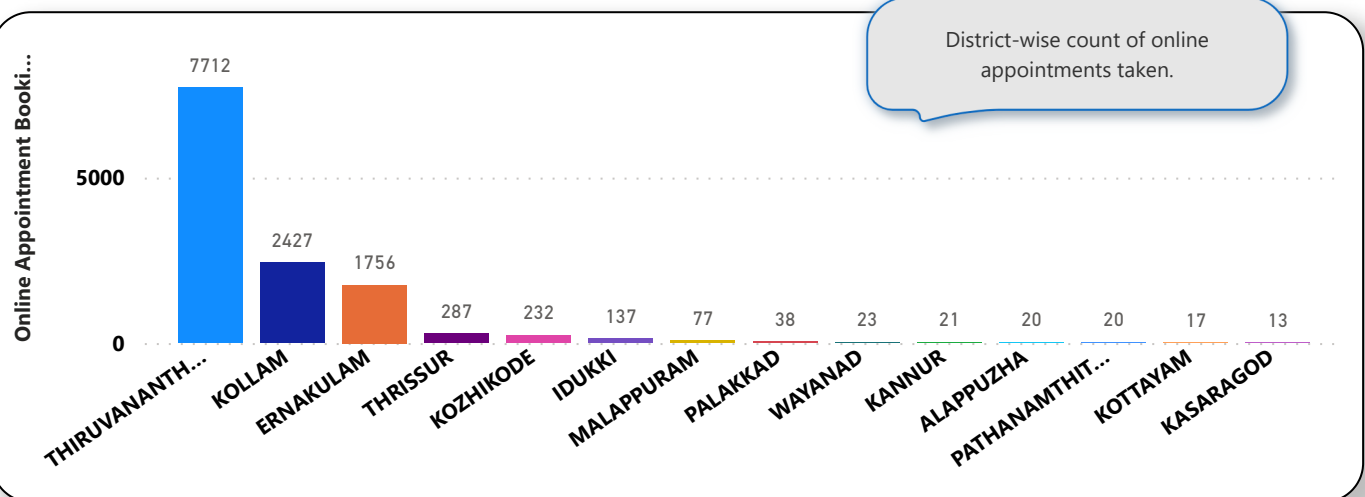
Hospital	Lab Usage %
Family Health Centre Mutholy	0.45%
Urban Primary Health Centre Perunna	0.54%
Family Health Centre Madappally	0.55%
Family Health Centre Parampuzha	1.69%
Family Health Centre Marangattupally	3.25%
Family Health Centre Kaduthuruthy	3.53%
Family Health Centre Veliyanoor	5.11%
Family Health Centre Maravanthuruthu	5.25%
Family Health Centre Kuruppanthara	5.34%
Family Health Centre Thottackad	5.45%
Family Health Centre Nattakom	5.93%

4. Status of Modules Usage in Hospitals

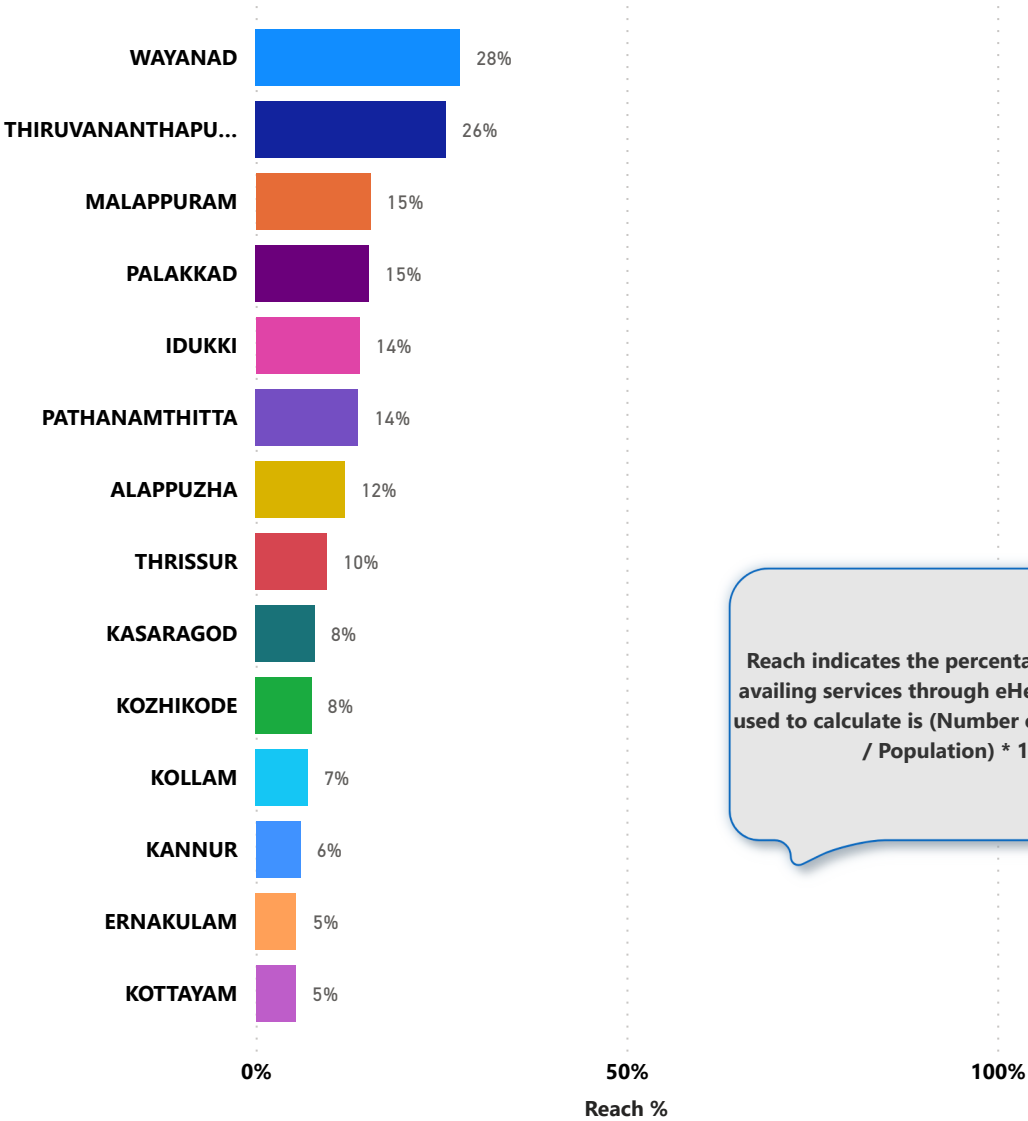
District wise status of live institutions and the count of various modules [Reception, OP Consultation, Lab, Pharmacy] started / functional.

District Name	Live Institutions	Reception	Consultation	Lab	Pharmacy
THIRUVANANTHAPURAM	106	99 (93.4%)	92 (86.8%)	84 (79.2%)	71 (67.%)
THRISSUR	70	59 (84.3%)	56 (80.%)	52 (74.3%)	51 (72.9%)
KOZHIKODE	56	45 (80.4%)	38 (67.9%)	37 (66.1%)	36 (64.3%)
MALAPPURAM	54	49 (90.7%)	47 (87.%)	33 (61.1%)	32 (59.3%)
ERNAKULAM	48	39 (81.3%)	32 (66.7%)	19 (39.6%)	13 (27.1%)
PALAKKAD	45	45 (100.%)	38 (84.4%)	35 (77.8%)	30 (66.7%)
KANNUR	40	35 (87.5%)	30 (75.%)	25 (62.5%)	25 (62.5%)
ALAPPUZHA	32	32 (100.%)	31 (96.9%)	26 (81.3%)	30 (93.8%)
KOTTAYAM	32	28 (87.5%)	24 (75.%)	18 (56.3%)	24 (75.%)
KOLLAM	31	31 (100.%)	31 (100.%)	27 (87.1%)	29 (93.5%)
KASARAGOD	23	19 (82.6%)	15 (65.2%)	11 (47.8%)	15 (65.2%)
PATHANAMTHITTA	20	19 (95.%)	17 (85.%)	13 (65.%)	15 (75.%)
IDUKKI	19	19 (100.%)	18 (94.7%)	15 (78.9%)	18 (94.7%)
WAYANAD	18	16 (88.9%)	16 (88.9%)	16 (88.9%)	16 (88.9%)
Total	594	535 (90.1%)	485 (81.6%)	411 (69.2%)	405 (68.2%)

5. Online Appointment Booking in Hospitals (except Medical Colleges)



6. eHealth Performance - Reach



Reach indicates the percentage of population availing services through eHealth. The formula used to calculate is (Number of UHID registered / Population) * 100 %.

7. Public Health Survey Status

