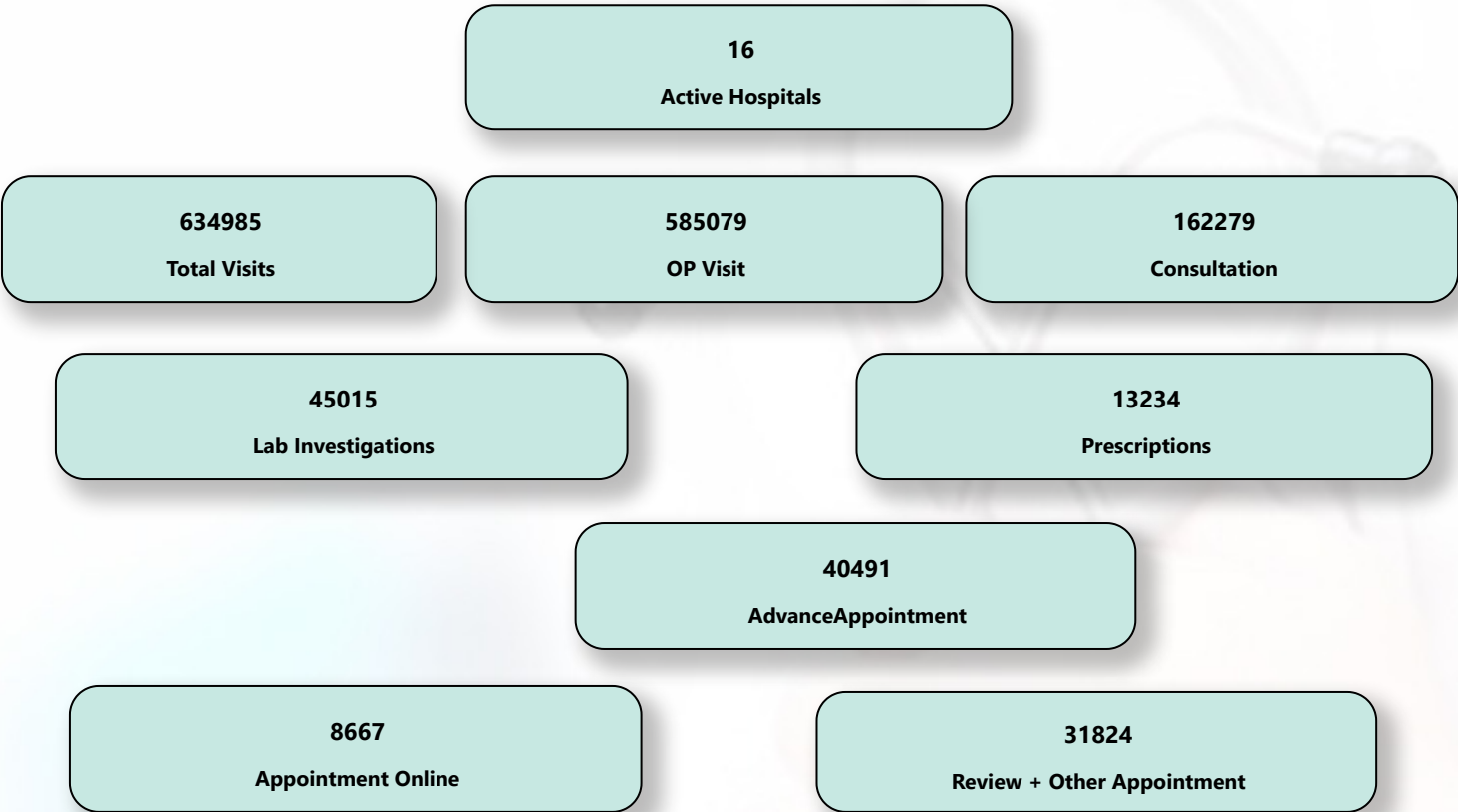


1.Vital Statistics



- 1.Doctor Consultation through eHealth is higher in Government Dental College Thiruvananthapuram during the month of August.
2. Patient with UHID is higher in Institute of Chest Disease Kozhikode .
3. Thiruvananthapuram Medical College stands at the first position in Advance Appointment with value of 28.67% .
4. Government Medical College Manjeri has highest Pharmacy Usage.
- 5.Lab Usage is High in Medical College Thiruvananthapuram.

**Advance appointment includes Appointment taken through online portal and (Appointment given by Doctors(Review Appointment) + (Appointment to same hospitals and Appointment to other hospitals))

2.Usage

Module Usage

Hospitals	Reception started	OP started	Lab Started	Pharmacy Started
Government Dental College Hospital Thiruvanthapuram	Yes	4(36.36%)	No	No
Government Medical College Ernakulam	Yes	15(55.55%)	No	Yes
Government Medical College Kannur	Yes	0(0%)	No	No
Government Medical College Kollam	Yes	8(57.14%)	No	Yes
Government Medical College Konni	Yes	0(0%)	No	No
Government Medical College Manjeri	Yes	16(94.11%)	Yes	Yes
Government Medical College Palakkad	Yes	0(0%)	No	No
Government Medical College Thrissur	Yes	16(52%)	Yes	Yes
Institute Of Chest Disease Kozhikode	Yes	1(100%)	No	No
Institute Of Maternal And Child Health Kozhikode	Yes	1(9.09%)	No	No
Medical College Hospital Alappuzha	Yes	14(51.85%)	No	No
Medical College Hospital Kottayam	Yes	13(39.39%)	No	No
Medical College Hospital Thiruvananthapuram	Yes	24(75.00%)	Yes	No
Regional Institute Of Ophthalmology Thiruvanthapuram	Yes	0(0%)	Yes	No
Sri Avitam Thirunal Hospital Thiruvananthapuram	Yes	16(61.53%)	No	No

eHealth Usage at Medical Colleges

Hospital	UHID%	Consultation%	Lab%	Prescription%
Government Dental College Hospital	14.32%	56.52%	0.03%	0.01%
Government Medical College Kannur	4.25%	0.00%	0.00%	0.00%
Government Medical College Kollam	5.87%	10.38%	0.04%	0.34%
Government Medical College Konni	19.08%	0.00%	0.00%	0.00%
Government Medical College Manjeri	1.23%	43.87%	1.59%	18.88%
Government Medical College Palakkad	10.48%	0.00%	0.00%	0.00%
Institute Of Chest Disease Kozhikode	30.61%	36.84%	0.00%	0.00%
Institute Of Maternal And Child Health Kozhikode	1.05%	4.94%	0.00%	0.00%
Medical College Hospital Ernakulam	6.74%	31.62%	0.02%	0.00%
Medical College Hospital Kottayam	6.31%	29.51%	0.25%	0.99%
Medical College Hospital Thiruvananthapuram	13.45%	36.07%	8.23%	0.20%
Medical College Hospital Thrissur	1.42%	22.45%	0.46%	0.11%
Regional Institute Of Ophthalmology	7.29%	0.00%	1.97%	0.00%
Sri Avitam Thirunal Hospital Thiruvananthapuram	5.63%	27.40%	0.40%	0.00%
T D Medical College Hospital Alappuzha	8.36%	34.07%	1.01%	0.00%

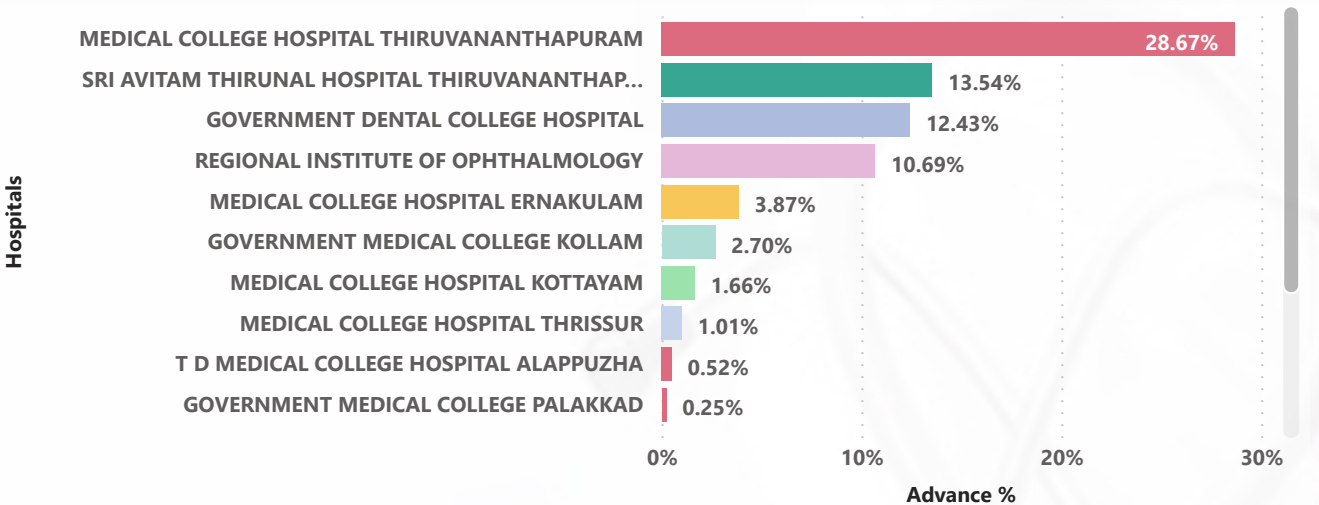
UHID Visit % is calculated as (UHID Visits / Total Visit) *100

Consultation % is calculated as (OP Consultation / Total Op visits)*100

Lab % is calculated as (Lab Count / Total Visit) *100

Prescription % is calculated as (Pharmacy Count / Total Visit) *100

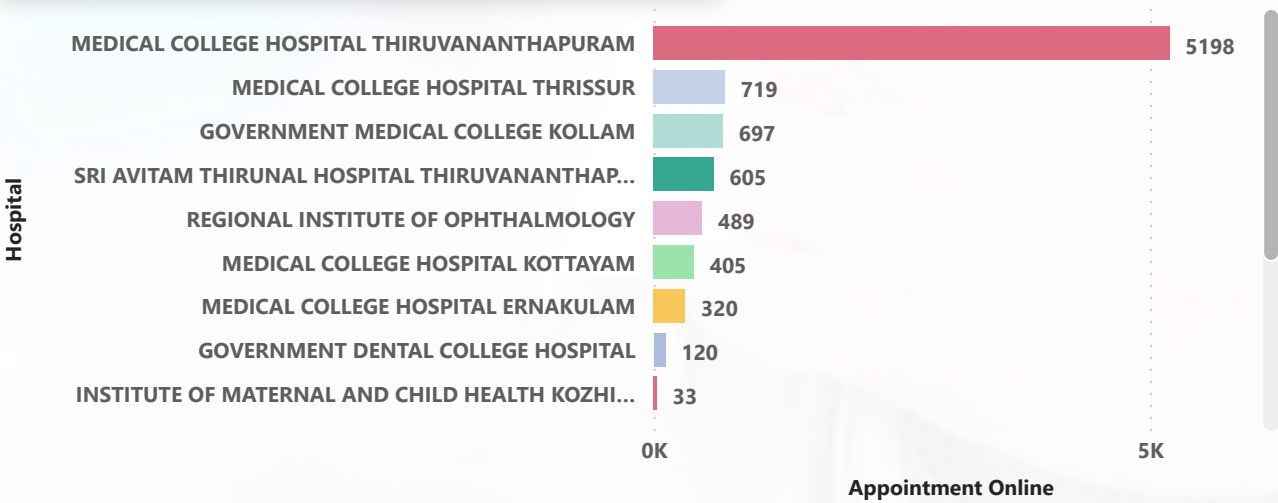
3.Advance Appointment



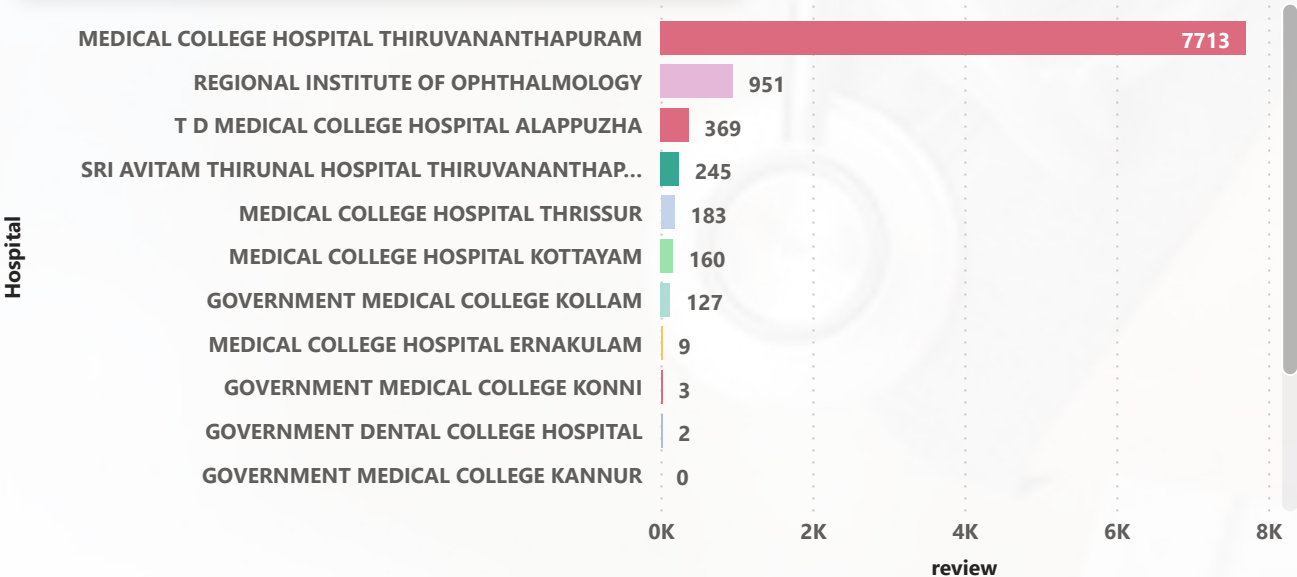
Advance Appointment % is calculated by using $(\text{Advanced appointment} / \text{Total OPVisit}) \times 100$

Advance Appointment =Online Appointment Visitcount+ (ReviewAppointment +Appointment to sameHospital+Appointment to Other Hospital)

Online Appointment Visit Count



Review Appointment Count



2.Usage

Medical College Hospital Thiruvananthapuram

Department	UHID%	Consultation%	Lab%	Pharmacy%
PHYSICAL MEDICINE AND REHABILITATION	10.03%	87.53%	0.00%	0.00%
PLASTIC SURGERY	15.46%	81.81%	0.51%	0.00%
MEDICAL GASTROENTEROLOGY	26.30%	80.62%	0.07%	0.00%
ENT	15.92%	74.90%	3.21%	0.00%
MEDICAL NEUROLOGY	17.65%	65.22%	0.00%	0.00%
PSYCHIATRY	8.65%	61.83%	0.05%	6.44%
ENDOCRINOLOGY	20.54%	60.30%	0.00%	0.00%
DERMATOLOGY AND VENEREOLOGY	15.02%	60.07%	0.00%	0.00%
SURGICAL GASTROENTEROLOGY	26.84%	59.57%	0.18%	0.00%
LOCAL OP	10.32%	55.24%	0.17%	0.08%
GENERAL SURGERY	14.90%	49.89%	1.42%	0.00%
NUCLEAR MEDICINE AND THYROID	9.63%	48.39%	0.00%	0.00%
CARDIOLOGY	17.74%	48.16%	0.00%	0.00%
NEUROSURGERY	20.77%	45.41%	0.00%	0.00%
FATTY LIVER CLINIC	19.83%	42.36%	0.00%	0.00%
INFECTIOUS DISEASE	11.33%	40.10%	0.00%	0.00%
RESPIRATORY MEDICINE	18.43%	34.79%	0.00%	0.00%
NEPHROLOGY	20.84%	33.94%	0.00%	0.00%
GENERAL MEDICINE	13.44%	28.19%	0.17%	0.00%
ORTHOPAEDIC	17.56%	27.91%	0.10%	0.00%
CARDIO THORACIC SURGERY	19.41%	27.81%	0.00%	0.00%
MEDICAL ONCOLOGY	23.33%	11.67%	0.00%	0.00%
UROLOGY	22.21%	6.38%	0.00%	0.00%
PREVENTIVE CLINIC	7.25%	3.70%	0.00%	0.00%
ANAESTHESIA	18.00%	3.26%	0.00%	0.00%
GERIATRIC CLINIC	12.90%	0.00%	0.00%	0.00%
HEMATOLOGY	23.46%	0.00%	0.00%	0.00%
PALLIATIVE CLINIC	8.22%	0.00%	0.00%	0.00%
RADIOTHERAPY	15.00%	0.00%	0.00%	0.00%
RHEUMATOLOGY	28.58%	0.00%	0.00%	0.00%
RNTCP OP	10.00%	0.00%	0.00%	0.00%

- 1.The Physical Medicine and Rehabilitation has the highest Consultation Usage (87.53%).
- 2.Lab Usage was low in every department .ENT department (3.21%)tops in Lab Usage .
3. Prescription Usage low in each department .

2.Usage

Sri Avitam Thirunal Hospital Thiruvananthapuram

Department	UHID%	Consultation%	Lab%	Prescription%
PAEDIATRICS SURGERY	4.76%	90.60%	0.04%	0.00%
PAEDIATRIC GASTROENTEROLOGY	10.62%	84.02%	0.00%	0.00%
PAEDIATRICS NEUROLOGY	9.19%	81.64%	0.00%	0.00%
PAEDIATRIC CARDIOLOGY	4.13%	76.98%	0.00%	0.00%
PAEDIATRIC NEPHROLOGY	5.71%	70.85%	0.00%	0.00%
PAEDIATRICS GENETICS	3.60%	64.03%	0.00%	0.00%
ANC HIGH RISK	7.24%	58.26%	0.00%	0.00%
NEW GYNAEC	9.87%	54.66%	0.00%	0.00%
PAEDIATRICS UROLOGY	3.19%	52.13%	0.00%	0.00%
REVIEW GYNAEC	9.88%	50.68%	0.06%	0.00%
NEW ANC	7.97%	46.97%	0.00%	0.00%
REVIEW ANC	6.72%	32.47%	0.00%	0.00%
NEW BORN CLINIC OBN	0.00%	29.82%	0.00%	0.00%
LOCAL OP GYNAEC	24.58%	27.87%	0.00%	0.00%
BEHAVIORAL PEDIATRICS	4.44%	26.84%	0.00%	0.00%
PAEDIATRICS RESPIRATORY	14.00%	21.21%	0.00%	0.00%
PAEDIATRICS	7.15%	8.73%	0.00%	0.00%
FAMILY PLANNING CLINIC	6.45%	0.00%	0.00%	0.00%
GYNAECOLOGY CASUALTY	6.07%	0.00%	0.00%	0.00%
GYNO ENDOCRINE CLINIC	7.79%	0.00%	0.00%	0.00%
HEMOPHILIA CLINIC	4.05%	0.00%	0.00%	0.00%
PAEDIATRIC CASUALTY	1.56%	0.00%	0.00%	0.00%
PAEDIATRIC DIABETIC CLINIC	1.97%	0.00%	0.00%	0.00%
PAEDIATRICS ENDOCRINOLOGY	20.07%	0.00%	0.00%	0.00%
PAEDIATRICS LOCAL OP	2.26%	0.00%	0.00%	0.00%
REPRODUCTIVE MEDICINE	7.53%	0.00%	0.00%	0.00%

- 1.The Paediatric Surgery has the highest Consultation Usage(90%) .
- 2.There is no Prescription and Lab Usage .
- 3.UHID percentage high in Local OP Gynaec.

2.Usage

Government Medical College Kollam

Department	UHID%	Consultation%	Lab%	Prescription%
DENTAL OP	7.20%	73.76%	0.00%	1.80%
COMMUNITY MEDICINE	3.30%	68.93%	0.19%	0.00%
RESPIRATORY MEDICINE	8.86%	60.79%	0.00%	0.00%
OPHTHALMOLOGY	6.93%	28.95%	0.04%	0.00%
ENT	7.33%	22.56%	0.03%	0.00%
GENERAL SURGERY	6.35%	19.08%	0.34%	3.61%
PSYCHIATRY	5.52%	13.81%	0.15%	0.15%
OBSTETRICS AND GYNAECOLOGY	7.27%	3.94%	0.00%	0.00%
CARDIOLOGY	17.73%	0.00%	0.00%	0.00%
CASUALTY	3.34%	0.00%	0.00%	0.00%
DERMATOLOGY AND VENEREOLOGY	6.34%	0.00%	0.00%	0.00%
GENERAL MEDICINE	7.01%	0.00%	0.00%	0.00%
ORTHOPAEDIC	6.94%	0.00%	0.00%	0.00%
PAEDIATRICS	2.40%	0.00%	0.00%	0.00%

- 1.The Cardiology Department has the highest UHID Usage (17.73%).
- 2.Dental OP department has high Consultation Usage(nearly 73.76%).
- 3.Prescription Usage only in General Surgery.
4. Lab Usage low in each department.

Institute Of Chest Disease Kozhikode

Department	UHID%	Consultation%	Lab%	Prescription%
RESPIRATORY MEDICINE	28.86%	41.49%	0.00%	0.00%

- 1.Respiratory Medicine has highest Consultation Usage .
- 2.No Pharmacy Usage in Institute of Chest Disease Kozhikode.

2.Usage

Medical College Hospital Kottayam

Department	UHID%	Consultation% ▼	Lab%	Prescription%
PULMONARY MEDICINE	9.28%	89.57%	0.00%	0.00%
MEDICAL GASTROENTEROLOGY	11.21%	88.68%	0.00%	0.00%
GENERAL SURGERY	8.86%	85.72%	0.06%	0.06%
HIGH RISK CLINIC	6.58%	81.52%	0.00%	0.00%
ORTHOPAEDIC	8.36%	80.29%	0.04%	0.00%
RHEUMATOLOGY	18.74%	74.94%	0.00%	0.00%
FERTILITY CLINIC	7.45%	72.73%	0.00%	0.00%
ANTENATAL CLINIC	4.76%	57.87%	0.00%	0.00%
GYNAECOLOGY CLINIC	7.13%	49.29%	0.00%	0.00%
CARDIO THORACIC SURGERY	4.89%	48.38%	0.00%	0.00%
MEDICAL NEUROLOGY	7.10%	48.34%	0.00%	0.00%
FAMILY PLANNING CLINIC	5.18%	17.68%	0.00%	0.00%
SURGICAL GASTROENTEROLOGY	11.96%	3.32%	0.00%	0.00%
CARDIOLOGY	7.72%	1.73%	0.00%	0.00%
CASUALTY	1.02%	0.00%	0.00%	0.00%
DERMATOLOGY AND VENEREOLOGY	5.59%	0.00%	0.00%	0.00%
ENDOCRINOLOGY	8.74%	0.00%	0.00%	0.00%
ENT	6.58%	0.00%	0.00%	0.00%
GENERAL MEDICINE	6.42%	0.00%	0.00%	0.00%
GYNAECOLOGY CASUALTY	1.00%	0.00%	0.00%	0.00%
INFECTIOUS DISEASE	6.80%	0.00%	0.00%	0.00%
INTERVENTIONAL RADIOLOGY	7.74%	0.00%	0.00%	0.00%
MAXILLOFACIAL SURGERY	4.66%	0.00%	0.00%	0.00%
NEPHROLOGY	7.24%	0.00%	0.00%	0.00%
NEUROSURGERY	5.93%	0.00%	0.00%	0.00%
OPHTHALMOLOGY	6.36%	0.00%	0.00%	0.00%
PAEDIATRIC DERMATOLOGY	1.56%	0.00%	0.00%	0.00%
PALLIATIVE MEDICINE	2.78%	0.00%	0.00%	0.00%
PHYSICAL MEDICINE AND REHABILITATION	10.86%	0.00%	0.00%	0.00%
PLASTIC SURGERY	5.95%	0.00%	0.00%	0.00%
PSYCHIATRY	4.57%	0.00%	0.00%	0.00%
SURGICAL ONCOLOGY	12.21%	0.00%	0.00%	0.00%
UROLOGY	7.03%	0.00%	0.00%	0.00%

- 1.Pulmonary Medicine department has highest Consultation Usage (89.57%) during the month of August.
- 2 Rheumatology department has high UHID Usage(18.74%).
- 3 There is no Lab and Pharamacy Usage.

2.Usage

Government Dental College Hospital Thiruvanthapuram

Department	UHID%	Consultation%	Lab%	Pharmacy%
DENTAL OP	16.45%	74.75%	0.04%	0.00%
ORAL MEDICINE	11.76%	72.21%	0.00%	0.00%
PERIODONTICS UG CLINIC	14.68%	61.60%	0.09%	0.05%
CONSERVATIVE DENTISTRY	14.13%	56.91%	0.00%	0.00%
COMMUNITY DENTISTRY	28.57%	0.00%	0.00%	0.00%
MAXILLOFACIAL SURGERY	14.75%	0.00%	0.00%	0.00%
ORAL PATHOLOGY	0.00%	0.00%	0.00%	0.00%
ORTHODONTICS	11.23%	0.00%	0.00%	0.00%
PEDIATRIC DENTISTRY	5.96%	0.00%	0.00%	0.00%
PERIODONTICS	15.70%	0.00%	0.00%	0.00%
PROSTHODONTICS	20.00%	0.00%	0.00%	0.00%

- 1.All department started the UHID Visits.
- 2.Dental OP has highest Consultation%(74.75%).

Regional Institute Of Ophthalmology Thiruvananthapuram

Department	UHID%	Consultation%	Lab%	Prescription%
REFERRAL OP OPHTHALMOLOGY	14.34%	0.00%	0.00%	0.00%
LOCAL OP OPHTHALMOLOGY	1.24%	0.00%	0.00%	0.00%
CASUALTY RIO	0.97%	0.00%	0.00%	0.00%

- 1.There is no Consultation,Prescription and Lab Usage in Regional Institute of Ophthalmology.
- 2.Patient with UHID is higher in Referral OP Ophthalmology .

2.Usage

Institute Of Maternal And Child Health Kozhikode

Department	UHID%	Consultation%	Lab%	Prescription%
PAEDIATRICS SURGERY	0.79%	53.47%	0.00%	0.00%
ANTENATAL CLINIC	1.16%	0.00%	0.00%	0.00%
FAMILY PLANNING CLINIC	8.33%	0.00%	0.00%	0.00%
FERTILITY CLINIC	0.56%	0.00%	0.00%	0.00%
GYNAECOLOGY CASUALTY	0.91%	0.00%	0.00%	0.00%
LOCAL OP GYNAEC	1.24%	0.00%	0.00%	0.00%
OBSTETRICS AND GYNAECOLOGY	1.84%	0.00%	0.00%	0.00%
PAEDIATRIC CASUALTY	0.52%	0.00%	0.00%	0.00%
PAEDIATRICS	1.76%	0.00%	0.00%	0.00%
PAEDIATRICS LOCAL OP	0.63%	0.00%	0.00%	0.00%
PAEDIATRICS SURGERY CASUALTY	0.85%	0.00%	0.00%	0.00%

1. Paediatrics Surgery department has Consultation Usage of 53.47%.No other department has Consultation Usage.
2. There is no Lab and Prescription Usage in Institute of Maternal and Child Health Kozhikode.

2.Usage

Medical College Hospital Alappuzha

Department	UHID%	Consultation%	Lab%	Pharmacy%
PHYSICAL MEDICINE AND REHABILITATION	12.86%	96.46%	0.00%	0.00%
PAEDIATRICS SURGERY	4.85%	91.52%	0.00%	0.00%
DERMATOLOGY AND VENEREOLOGY	9.51%	82.49%	0.04%	0.00%
PALLIATIVE CLINIC	4.55%	81.82%	0.00%	0.00%
PREVENTIVE CLINIC	7.60%	78.10%	0.00%	0.13%
PAEDIATRICS	3.70%	76.88%	0.00%	0.00%
ENT	9.19%	73.30%	0.43%	0.00%
GENERAL SURGERY	9.62%	70.35%	0.71%	0.00%
NEPHROLOGY	10.67%	68.29%	0.06%	0.00%
PSYCHIATRY	7.86%	65.29%	0.00%	0.00%
GENERAL MEDICINE	11.61%	59.62%	1.45%	0.00%
NEWBORN FOLLOW UP OP	0.00%	54.08%	0.00%	0.00%
PULMONARY MEDICINE	10.74%	53.92%	0.00%	0.00%
ORTHOPAEDIC	10.03%	49.19%	0.02%	0.00%
PAEDIATRIC NEPHROLOGY	3.92%	5.88%	0.00%	0.00%
CARDIO THORACIC SURGERY	10.37%	0.00%	0.00%	0.00%
CARDIOLOGY	11.75%	0.00%	0.00%	0.00%
CASUALTY	4.49%	0.00%	0.00%	0.00%
FAMILY PLANNING CLINIC	11.61%	0.00%	0.00%	0.00%
MAXILLOFACIAL SURGERY	10.04%	0.00%	0.00%	0.00%
MEDICAL GASTROENTEROLOGY	9.76%	0.00%	0.00%	0.00%
MEDICAL NEUROLOGY	10.32%	0.00%	0.00%	0.00%
NEUROSURGERY	7.06%	0.00%	0.00%	0.00%
OBSTETRICS AND GYNAECOLOGY	10.26%	0.00%	0.00%	0.00%
OPHTHALMOLOGY	10.80%	0.00%	0.00%	0.00%
RADIOTHERAPY	11.13%	0.00%	0.00%	0.00%
UROLOGY	9.06%	0.00%	0.00%	0.00%

1. Physical Medicine and Rehabilitation department has highest UHID Usage(12.86%).
2. 96.46% of Consultation Usage in Physical Medicine and Rehabilitation department .
- 3.Lab and Pharmacy Usage is very low in each department .

2.Usage

Government Medical College Manjeri

Department	UHID%	Consultation%	Lab%	Prescription%
PSYCHIATRY	1.07%	93.25%	0.11%	89.56%
PHYSICAL MEDICINE AND REHABILITATION	1.48%	90.78%	9.85%	60.38%
DERMATOLOGY AND VENEREOLOGY	1.22%	75.47%	2.33%	50.29%
PREVENTIVE CLINIC	0.46%	63.76%	0.00%	0.00%
OPHTHALMOLOGY	1.60%	57.86%	0.00%	0.51%
MEDICAL ONCOLOGY	1.17%	49.85%	0.00%	0.00%
LOCAL OP	0.62%	48.30%	4.87%	23.37%
ENT	1.07%	46.05%	1.09%	37.14%
PAEDIATRICS	0.22%	40.14%	4.19%	11.90%
OBSTETRICS AND GYNAECOLOGY	1.11%	38.14%	1.53%	0.00%
DENTAL OP	0.96%	37.94%	0.00%	35.04%
GENERAL MEDICINE	1.54%	37.37%	0.60%	0.05%
RESPIRATORY MEDICINE	1.43%	30.32%	1.85%	26.70%
GENERAL SURGERY	1.67%	29.60%	3.73%	11.02%
ORTHOPAEDIC	1.34%	21.66%	0.02%	6.44%
CARDIOLOGY	1.84%	7.58%	0.92%	0.00%
PALLIATIVE CLINIC	0.81%	0.00%	0.00%	0.00%
SEROLOGY LAB	0.00%	0.00%	0.00%	0.00%

1. Doctor Consultation through eHealth is higher in Government Medical College Manjeri.
- 2.Psychiatry department has highest Consultation Usage(93.25%) .
- 3.Lab Usage high in Physical Medicine and Rehabilitation (9.85%).
- 4.Physicatry department has high prescription Usage.

2.Usage

Government Medical College Palakkad

Department	UHD%	Consultation%	Lab%	Prescription%
PULMONARY MEDICINE	14.61%	0.00%	0.00%	0.00%
OPHTHALMOLOGY	12.27%	0.00%	0.00%	0.00%
DERMATOLOGY AND VENEREOLOGY	11.34%	0.00%	0.00%	0.00%
ORTHOPAEDIC	10.90%	0.00%	0.00%	0.00%
DENTAL OP	10.87%	0.00%	0.00%	0.00%
GENERAL SURGERY	9.81%	0.00%	0.00%	0.00%
PSYCHIATRY	9.38%	0.00%	0.00%	0.00%
GENERAL MEDICINE	9.24%	0.00%	0.00%	0.00%
ENT	8.92%	0.00%	0.00%	0.00%

- 1.There is no Consultation,Lab and Prescription Usage in Medical College Hospital Palakkad.
2. Patient with UHD is higher in Pulmonary Medicine department(14.61%).

Government Medical College Konni

Department	UHD%	Consultation%	Lab%	Prescription%
PSYCHIATRY	25.28%	0.00%	0.00%	0.00%
GENERAL MEDICINE	23.45%	0.00%	0.00%	0.00%
RESPIRATORY MEDICINE	20.69%	0.00%	0.00%	0.00%
OPHTHALMOLOGY	20.20%	0.00%	0.00%	0.00%
DERMATOLOGY AND VENEREOLOGY	20.04%	0.00%	0.00%	0.00%
ENT	19.37%	0.00%	0.00%	0.00%
OBSTETRICS AND GYNAECOLOGY	17.55%	0.00%	0.00%	0.00%
GENERAL SURGERY	17.40%	0.00%	0.00%	0.00%
ORTHOPAEDIC	15.31%	0.00%	0.00%	0.00%
MAXILLOFACIAL SURGERY	14.19%	0.00%	0.00%	0.00%
PAEDIATRICS	8.17%	0.00%	0.00%	0.00%

- 1.Psychiatry department has highest UHD% (25.28%).
- 2.There in no Consultation,Lab and Pharmacy Usage in Government Medical College Konni.

2.Usage

Medical College Hospital Ernakulam

Department	UHID%	Consultation%	Lab%	Prescription%
MEDICAL NEUROLOGY	42.41%	85.60%	0.00%	0.00%
NEPHROLOGY	9.78%	74.79%	0.00%	0.00%
PULMONARY MEDICINE	17.12%	66.72%	0.00%	0.00%
DERMATOLOGY AND VENEREOLOGY	12.44%	58.66%	0.00%	0.00%
DENTAL OP	9.94%	55.99%	0.00%	0.00%
ENT	4.87%	55.24%	0.00%	0.00%
PSYCHIATRY	4.81%	52.83%	0.00%	0.00%
OBSTETRICS AND GYNAECOLOGY	3.16%	37.19%	0.00%	0.00%
PAEDIATRICS	1.25%	31.12%	0.00%	0.00%
OPHTHALMOLOGY	11.82%	28.75%	0.00%	0.00%
GENERAL MEDICINE	4.43%	17.98%	0.02%	0.00%
ORTHOPAEDIC	3.82%	14.18%	0.00%	0.00%
GENERAL SURGERY	4.63%	11.27%	0.19%	0.00%
CARDIOLOGY	90.00%	0.00%	0.00%	0.00%
DIABETIC CLINIC	5.86%	0.00%	0.00%	0.00%
PHYSICAL MEDICINE AND REHABILITATION	6.43%	0.00%	0.00%	0.00%
PREVENTIVE CLINIC	0.69%	0.00%	0.00%	0.00%

- 1.Medical Neurology department has high Consultation Usage(85.60%).
2. Patient with UHID is higher in Cardiology department(90.00%).
- 3.Lab Usage is very low in Medical College Hospital Ernakulam.

Government Medical College Kannur

Department	UHID%	Consultation%	Lab%	Prescription%
DENTAL OP	4.25%	0.00%	0.00%	0.00%

- 1.Dental OP has high UHID Usage(4.25%).
- 2.There is no Consultation Usage ,Lab Usage and Pharmacy Usage .

2.Usage

Medical College Hospital Thrissur

Department	UHID%	Consultation%	Lab%	Prescription%
DERMATOLOGY AND VENEREOLOGY	1.89%	86.84%	1.95%	0.00%
CARDIO THORACIC SURGERY	0.63%	75.63%	0.00%	0.00%
PHYSICAL MEDICINE AND REHABILITATION	2.29%	70.97%	2.59%	0.00%
ENT	2.19%	58.89%	0.00%	0.00%
PAEDIATRICS	0.74%	44.52%	3.52%	0.00%
NEUROSURGERY	4.94%	42.26%	0.51%	11.79%
PULMONARY MEDICINE	2.96%	39.65%	1.12%	0.00%
OBSTETRICS AND GYNAECOLOGY	2.38%	39.25%	0.03%	0.00%
PLASTIC SURGERY	3.29%	31.91%	0.00%	0.00%
OPHTHALMOLOGY	1.91%	28.27%	0.19%	0.29%
GENERAL SURGERY	1.80%	27.93%	1.10%	0.00%
CASUALTY COMMUNITY MEDICINE	0.04%	17.69%	0.00%	0.04%
NEPHROLOGY	2.35%	10.14%	0.00%	0.00%
ORTHOPAEDIC	1.77%	9.84%	0.00%	0.00%
GENERAL MEDICINE	1.73%	8.80%	0.88%	0.00%
CASUALTY GENERAL MEDICINE	0.03%	0.01%	0.01%	0.00%
ANAESTHESIA	3.14%	0.00%	0.00%	0.00%
CASUALTY ORTHOPAEDIC	0.06%	0.00%	0.00%	0.00%
CASUALTY PAEDIATRIC	0.03%	0.00%	0.00%	0.00%
DIETITIAN	0.00%	0.00%	0.00%	0.00%
LOCAL OP	0.13%	0.00%	0.00%	0.00%
MEDICAL GASTROENTEROLOGY	7.32%	0.00%	0.00%	0.00%
MEDICAL NEUROLOGY	2.07%	0.00%	0.00%	0.00%
NEONATOLOGY	5.56%	0.00%	0.00%	0.00%
PAEDIATRIC DIABETIC CLINIC	0.00%	0.00%	0.00%	0.00%
PAEDIATRIC NEPHROLOGY	0.00%	0.00%	0.00%	0.00%
PAEDIATRICS ENDOCRINOLOGY	0.00%	0.00%	0.00%	0.00%
RHEUMATOLOGY PMR CLINIC	4.30%	0.00%	0.00%	0.00%
UROLOGY	3.87%	0.00%	0.00%	0.00%

1. Patient with UHID is higher in Medical Gastroenterology department.
2. Dermatology and Venereology department has high Consultation Usage(86.84%).
- 3.Prescription Usage high in Neurosurgery department(11.79%).
- 4.Lab Usage is high in Paediatric department.