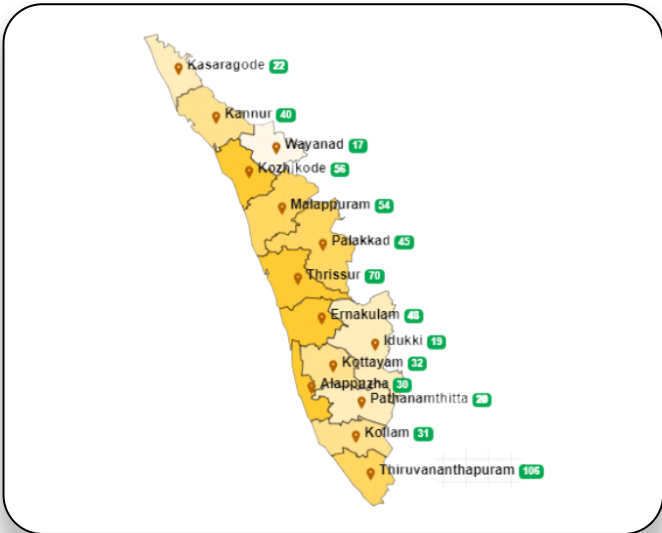


1. eHealth Kerala - Vital Statistics

Live Institutions	45
Medical College Hospitals	1
PHCs/FHCs	41
CHCs	0
DHs/GHs	0
PH Labs	0
Other(Inc UPHCs,Taluk Hospitals)	3



2. Highlights



- The Palakkad district remains at position 5 in overall ranking based on district performance in providing eHealth services through all institutions except Medical Colleges.
- Reception module started in 44 of 44 institutions of the district.
- Palakkad district remains at 5th position in UHID Visits with 38.71%.



- The district stands at position
 - 8 in OP Consultation with nearly 73%.
 - 7 in Pharmacy Usage 58%.
- Palakkad district stands at 10th position in Lab Usage with 7.57%.
- The district is at position 11 in Online Appointment Booking percentage(0.02%) calculated upon OP visits.
- The district is at position 9 in house survey completion (0.77%) and at position 7 in member survey completion (0.07%).

3. eHealth - District Ranking Matrix Based on Performance of all Institutions (except Medical Colleges)

The ranking matrix showcase the district performance in providing eHealth services through all institutions (except Medical Colleges) based on six different parameters. These parameters include whether the reception module is started or not, UHID Visits, Doctor Consultation, Pharmacy Usage, Lab Usage and number of Live Institutions. Based on the ranking, the districts are classified into three broad categories, the best performing districts, the average performing districts and the low performing districts.

The best performing districts should strive to continue to remain in the same position, whereas the average performing as well as the low performing districts should strive to reach to the 'top four' league.

The ranking matrix for the month of August '23 is given below:

Rank	District
1	WAYANAD
2	PATHANAMTHITTA
3	IDUKKI
4	THRISSUR, KOLLAM
5	ALAPPUZHA, PALAKKAD
6	THIRUVANANTHAPURAM, KANNUR, KOTTAYAM
7	KOZHIKODE
8	KASARAGOD
9	ERNAKULAM, MALAPPURAM

- Best performing
- Average performing
- Low performing



e-Health Monthly Performance Report

3. eHealth - Institution Level Ranking (except Medical Colleges)

Hospital	Rank
Family Health Centre Kavassery	1
Family Health Centre Keralassery	1
Family Health Centre Kizhakkencherry	1
Family Health Centre Kuthanur	1
Family Health Centre Mankara	1
Family Health Centre Mannur	1
Family Health Centre Ozhalapathy	1
Family Health Centre Vaniyamkulam	1
Urban Primary Health Centre Diara Street	1
Family Health Centre Kanjirapuzha	2
Family Health Centre Kumbidi	2
Family Health Centre Mathur	2
Family Health Centre Parali	2
Family Health Centre Peruvemba	2
Family Health Centre Vandazhy	2
Family Health Centre Vannamada	2
Urban Primary Health Centre Kulappully	2
Family Health Centre Adakkaputhur	3
Family Health Centre Nellaya	3
Family Health Centre Pallippuram	3
Family Health Centre Sreekrishnapuram	3
Family Health Centre Ayalur	4
Family Health Centre Kalladikode	4
Family Health Centre Kappoor	4
Family Health Centre Pattithara	4
Family Health Centre Pookkottukavu	4
Family Health Centre Pudur	4

Hospital	Rank
Family Health Centre Chalavara	10
Family Health Centre Kottopadam	10
Family Health Centre Muthalamada	10
Family Health Centre Vellinezhi	10
Government Tribal Speciality Hospital Kottathara	10
Family Health Centre Karakurissi	9
Family Health Centre Vadavannur	9
Family Health Centre Pallassana	8
Family Health Centre Puduppariyaram	8
Family Health Centre Elambulassery	7
Family Health Centre Nanniode	6
Family Health Centre Peringottukurissi	6
Family Health Centre Anakkatty	5
Family Health Centre Kollengode	5
Family Health Centre Kumaranellur	5
Family Health Centre Kunissery	5
Family Health Centre Ayalur	4
Family Health Centre Kalladikode	4
Family Health Centre Kappoor	4
Family Health Centre Pattithara	4
Family Health Centre Pookkottukavu	4
Family Health Centre Pudur	4
Family Health Centre Puthucode	4
Family Health Centre Adakkaputhur	3
Family Health Centre Nellaya	3
Family Health Centre Pallippuram	3
Family Health Centre Sreekrishnapuram	3

3.1 eHealth Performance - Reception Module

Reception Module is considered to be functional in an institution only if the number of total visits for the month is of minimum 500.

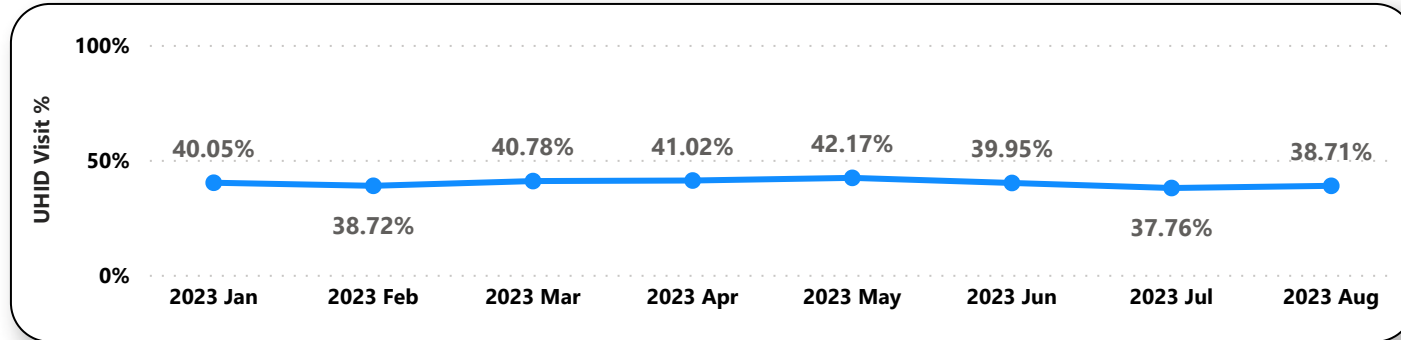
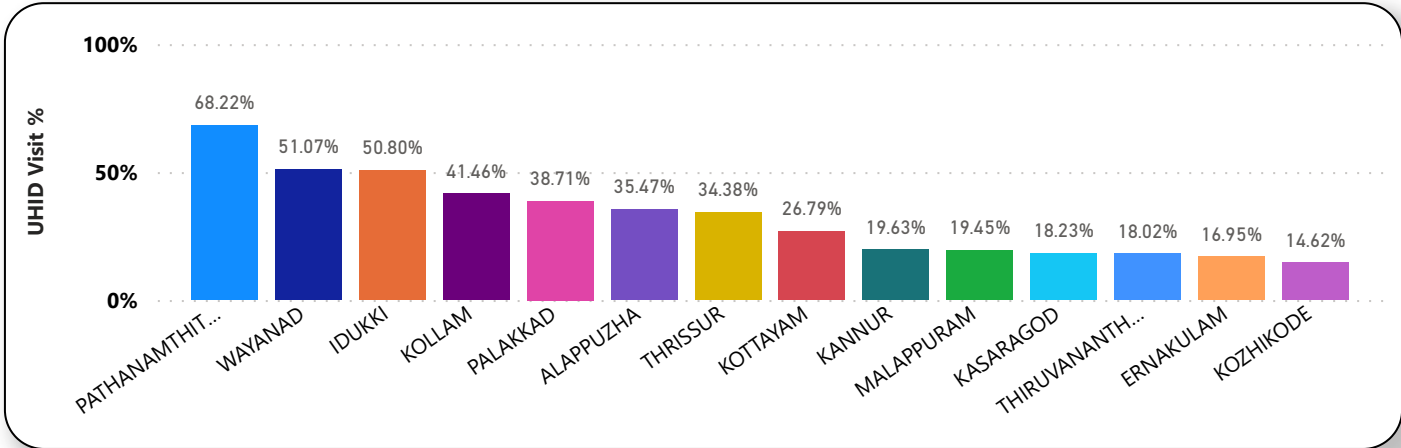
District	Institution Count	Institutions with Reception	% of institutions with Reception
ALAPPUZHA	31	31	100.00%
IDUKKI	19	19	100.00%
KOLLAM	30	30	100.00%
PALAKKAD	44	44	100.00%
PATHANAMTHITTA	19	18	94.74%
WAYANAD	17	16	94.12%
THIRUVANANTHAPURAM	102	95	93.14%
MALAPPURAM	53	48	90.57%
KANNUR	39	34	87.18%
KOTTAYAM	31	27	87.10%
THRISSUR	69	58	84.06%
KASARAGOD	23	19	82.61%
ERNAKULAM	47	38	80.85%
KOZHIKODE	54	43	79.63%



e-Health Monthly Performance Report

3.2 e-Health Performance - UHID Visits

UHID Visit % is calculated as (UHID Visits / Total Visit) *100



Institutions based on UHID Visits

Institutions with atleast 100 UHID visits are listed here.

Hospital	UHID Visit %
Family Health Centre Kavassery	88.95%
Family Health Centre Mannur	87.69%
Family Health Centre Pallippuram	76.58%
Family Health Centre Kizhakkencherry	76.01%
Family Health Centre Kuthanur	69.62%
Urban Primary Health Centre Diara Street	68.59%
Family Health Centre Keralassery	66.93%
Family Health Centre Pudukkottai	65.47%
Family Health Centre Ozhilappathi	64.14%
Family Health Centre Vaniyankulam	63.77%

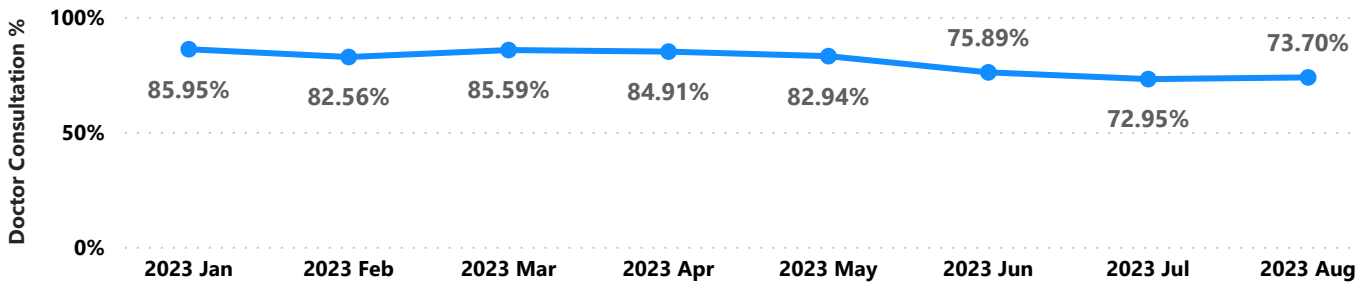
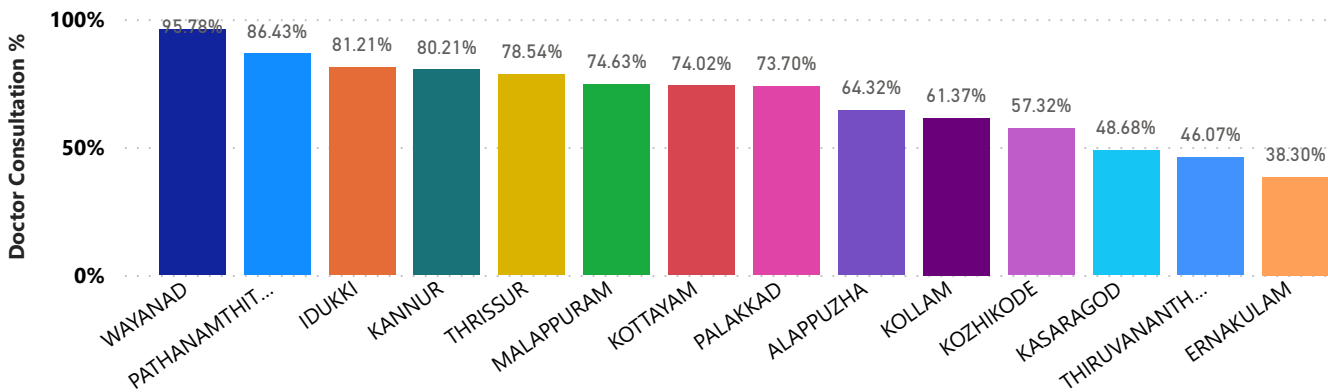
Hospital	UHID Visit %
Family Health Centre Kalladikode	3.43%
Family Health Centre Kottopadam	4.13%
Family Health Centre Pallassana	4.41%
Family Health Centre Vellinezhi	5.63%
Government Tribal Speciality Hospital Kottathara	6.56%
Family Health Centre Kollengode	7.21%
Family Health Centre Chalavara	7.37%
Family Health Centre Muthalamada	13.50%
Family Health Centre Pudur	14.30%
Family Health Centre K...	15.02%



e-Health Monthly Performance Report

3.3 e-Health Performance - Doctor Consultation

Consultation % is calculated as (Doctor Consultation / OP Visits) *100



Doctor Consultation Percentage in all Institutions

Institutions with atleast 100 UHID visits are listed here.

Hospital	Doctor Consultation %
Family Health Centre Ozhalapathy	99.94%
Family Health Centre Sreekrishnapuram	99.89%
Family Health Centre Vaniyamkulam	99.86%
Family Health Centre Adakkaputhur	99.66%
Family Health Centre Peruvemba	99.56%
Family Health Centre Pattithara	99.55%
Family Health Centre Pudur	99.41%
Family Health Centre Keralassery	99.35%
Family Health Centre Mankara	98.99%
Family Health Centre Kalladikode	98.97%

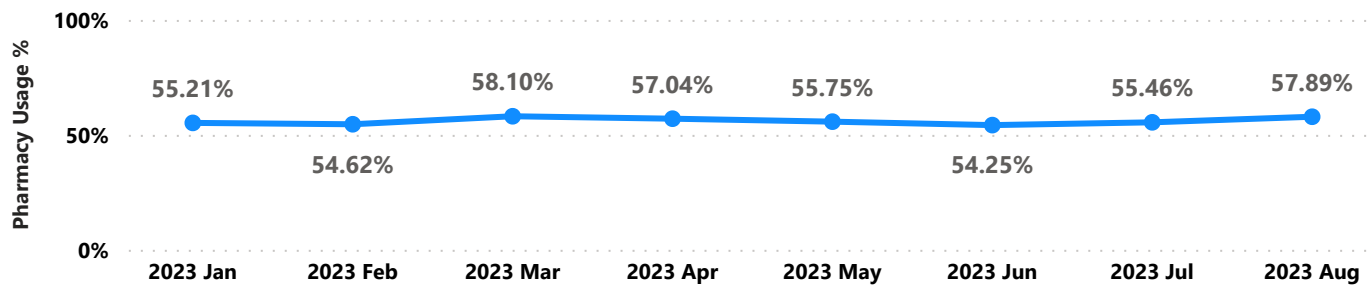
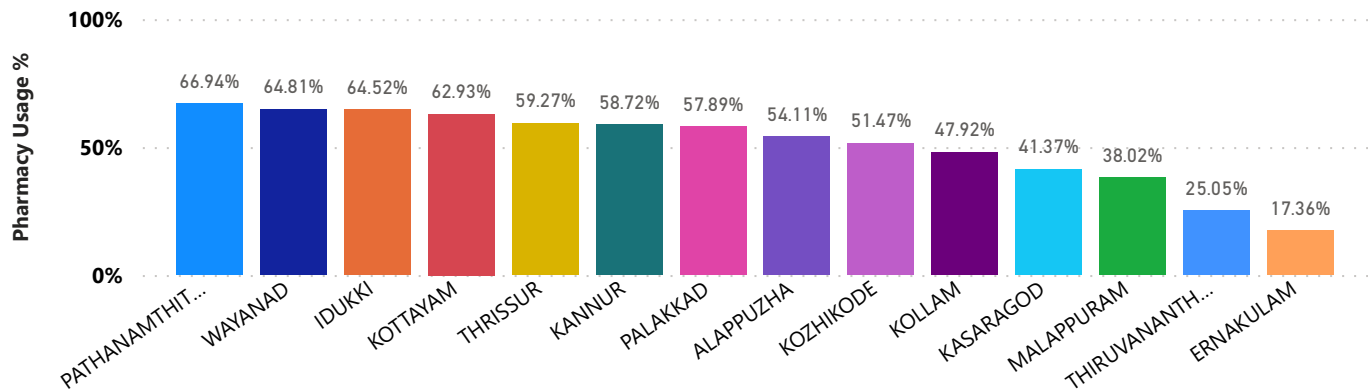
Hospital	Doctor Consultation %
Family Health Centre Chalavara	25.45%
Family Health Centre Peringottukurissi	38.15%
Family Health Centre Nanniode	43.16%
Family Health Centre Puthucode	86.95%
Family Health Centre Kollengode	88.58%
Family Health Centre Pallassana	89.83%
Family Health Centre Kunissery	93.11%
Family Health Centre Ayalur	93.16%
Family Health Centre Parali	93.31%
Family Health Centre Vandazhy	93.54%



e-Health Monthly Performance Report

3.4 e-Health Performance - Pharmacy Usage

Pharmacy % is calculated as (Pharmacy Prescriptions/ Total Visits) *100



Pharmacy Usage in all Institutions

Institutions with atleast 100 UHID visits are listed here.

Hospital	Pharmacy Usage %
Family Health Centre Adackaputhur	93.72%
Family Health Centre Kavassery	93.49%
Family Health Centre Vaniyamkulam	93.23%
Family Health Centre Kappoor	93.03%
Family Health Centre Pallippuram	92.76%
Family Health Centre Nellaya	92.02%
Family Health Centre Pattithara	91.91%
Family Health Centre Kanjirapuzha	91.74%
Family Health Centre Ozhalapathy	91.22%
Family Health Centre Pookkottukavu	91.07%

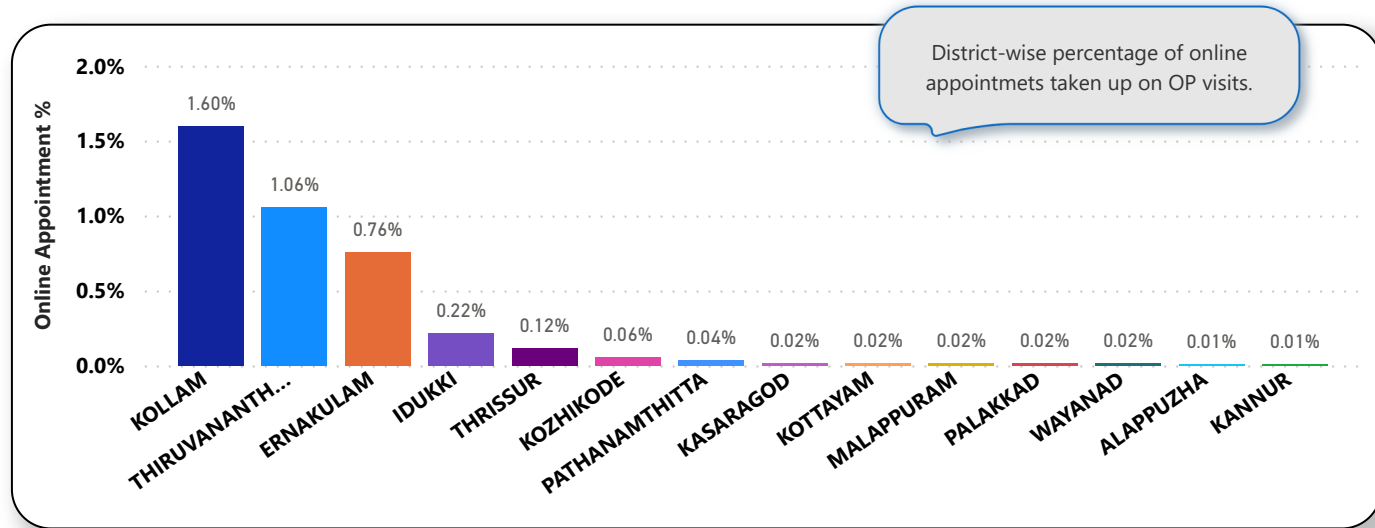
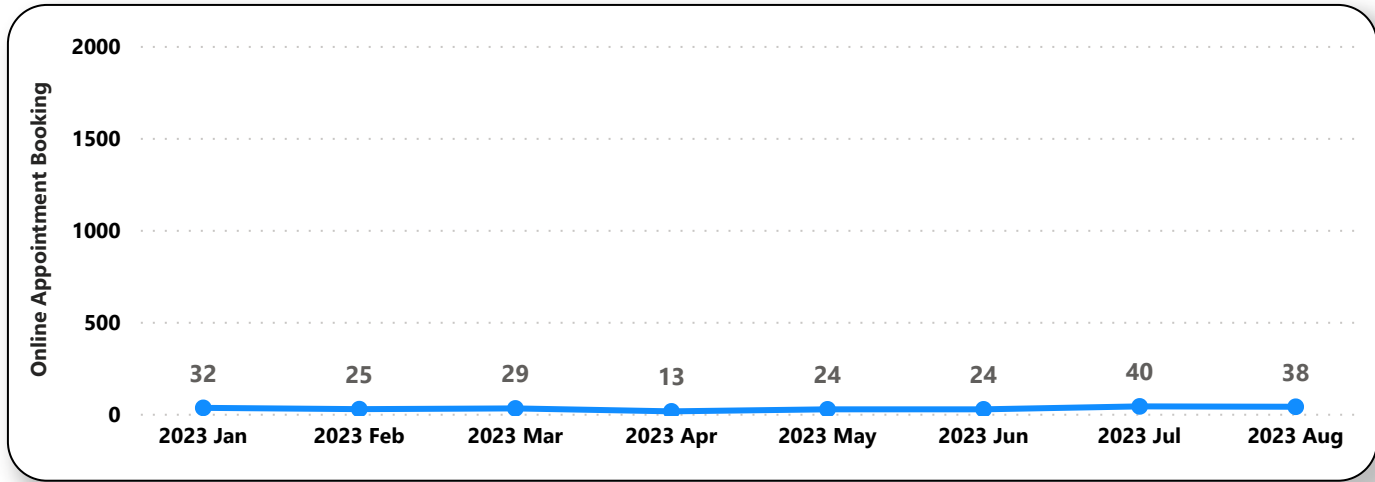
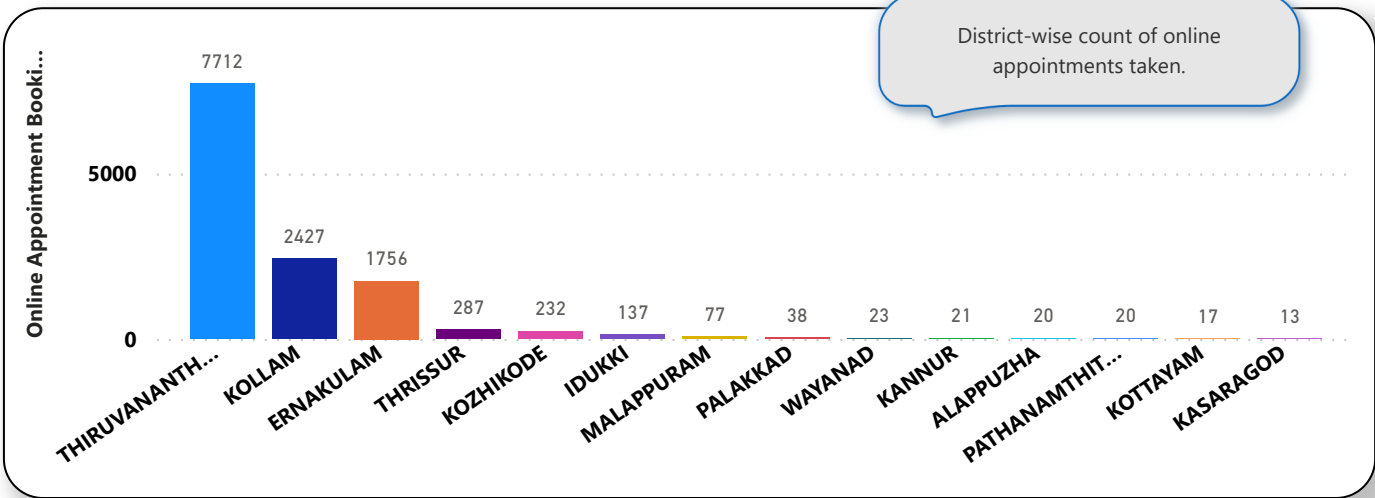
Hospital	Pharmacy Usage %
Family Health Centre Ayalur	0.03%
Family Health Centre Kunissery	0.07%
Family Health Centre Chalavara	0.16%
Family Health Centre Peringottukurissi	2.80%
Family Health Centre Puthucode	79.29%
Urban Primary Health Centre Kulappully	83.04%
Family Health Centre Mathur	83.92%
Family Health Centre Kollengode	85.50%
Urban Primary Health Centre Diara Street	85.63%
Family Health Centre Pudur	86.07%

4. Status of Modules Usage in Hospitals

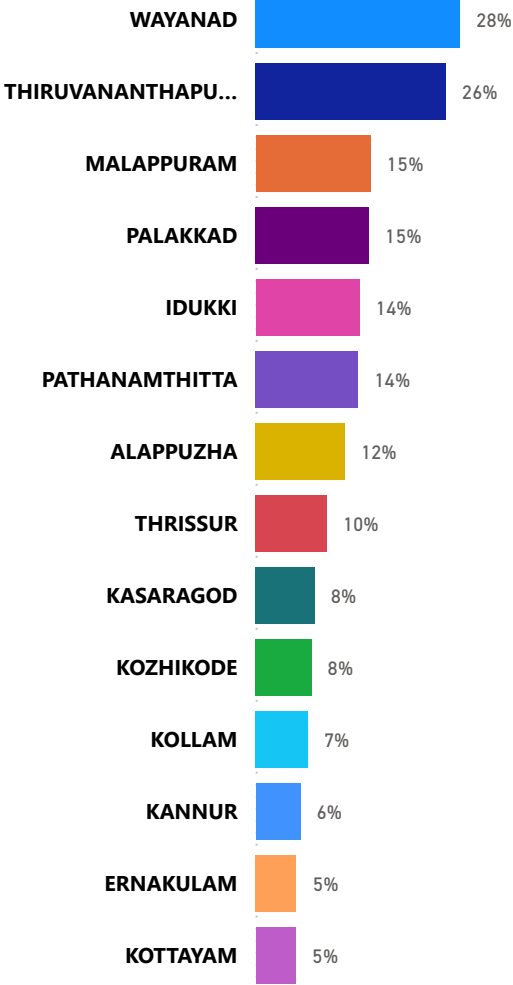
District wise status of live institutions and the count of various modules [Reception, OP Consultation, Lab, Pharmacy] started / functional.

District Name	Live Institutions	Reception	Consultation	Lab	Pharmacy
THIRUVANANTHAPURAM	106	99 (93.4%)	92 (86.8%)	84 (79.2%)	71 (67.%)
THRISSUR	70	59 (84.3%)	56 (80.%)	52 (74.3%)	51 (72.9%)
KOZHIKODE	56	45 (80.4%)	38 (67.9%)	37 (66.1%)	36 (64.3%)
MALAPPURAM	54	49 (90.7%)	47 (87.%)	33 (61.1%)	32 (59.3%)
ERNAKULAM	48	39 (81.3%)	32 (66.7%)	19 (39.6%)	13 (27.1%)
PALAKKAD	45	45 (100.%)	38 (84.4%)	35 (77.8%)	30 (66.7%)
KANNUR	40	35 (87.5%)	30 (75.%)	25 (62.5%)	25 (62.5%)
ALAPPUZHA	32	32 (100.%)	31 (96.9%)	26 (81.3%)	30 (93.8%)
KOTTAYAM	32	28 (87.5%)	24 (75.%)	18 (56.3%)	24 (75.%)
KOLLAM	31	31 (100.%)	31 (100.%)	27 (87.1%)	29 (93.5%)
KASARAGOD	23	19 (82.6%)	15 (65.2%)	11 (47.8%)	15 (65.2%)
PATHANAMTHITTA	20	19 (95.%)	17 (85.%)	13 (65.%)	15 (75.%)
IDUKKI	19	19 (100.%)	18 (94.7%)	15 (78.9%)	18 (94.7%)
WAYANAD	18	16 (88.9%)	16 (88.9%)	16 (88.9%)	16 (88.9%)
Total	594	535 (90.1%)	485 (81.6%)	411 (69.2%)	405 (68.2%)

5. Online Appointment Booking in Hospitals (except Medical Colleges)



6. eHealth Performance - Reach



Reach indicates the percentage of population availing services through eHealth. The formula used to calculate is (Number of UHID registered / Population) * 100 %.

7. Public Health Survey Status

