

1. eHealth Kerala - Vital Statistics

Hospital Type	Live Institutions
Family Health Centre	44
Urban Primary Health Centre	5
Taluk Headquarters Hospital	2
Medical College Hospital	1
Public Health Laboratory	1
Specialty Hospital - Women Children	1
Total	54

2. eHealth - District Ranking Matrix Based on Performance of all Institutions (except Medical Colleges)

The ranking matrix showcase the district performance in providing eHealth services through all institutions (except Medical Colleges) based on six different parameters. These parameters include whether the reception module is started or not, UHID Visits, Doctor Consultation, Pharmacy Prescriptions by doctors, Percentage of lab orders through doctors and number of Live Institutions. Based on the ranking, the districts are classified into three broad categories, the best performing districts, the average performing districts and the low performing districts.

The best performing districts should strive to continue to remain in the same position, whereas the average performing as well as the low performing districts should strive to reach to the 'top four' league.

The ranking matrix for the current month December '23 along with previous two months are as given in the table .

District	October	November	December
WAYANAD	1	1	1
PATHANAMTHITTA	2	2	2
IDUKKI	3	3	3
PALAKKAD	3	3	3
MALAPPURAM	4	4	4
KANNUR	4	6	5
KOTTAYAM	4	5	5
THRISSUR	5	5	5
ALAPPUZHA	5	6	6
KASARAGOD	6	7	6
KOLLAM	5	6	6
KOZHIKODE	6	6	6
THIRUVANANTHAPURAM	6	6	6
ERNAKULAM	7	8	7

- Best performing
- Average performing
- Low performing

## 3. eHealth - Institution Level Ranking (except Medical Colleges)

Hospital	Rank
Family Health Centre Athanikkal	1
Family Health Centre Chokkad	1
Family Health Centre Moorkkanad	1
Family Health Centre Pulikkal	1
Family Health Centre Thirunavaya	1
Family Health Centre Chelembra	2
Family Health Centre Elamkulam	2
Family Health Centre Morayur	2
Family Health Centre A R Nagar	3
Family Health Centre Karulai	3
Family Health Centre Thanalur	3
Family Health Centre Vazhikkadavu	3
Family Health Centre Nannambra	4
Family Health Centre Parappanangadi	4
Family Health Centre Ponmala	4
Family Health Centre Thazhekod	4
Urban Primary Health Centre Vettekod	4
Family Health Centre Kaladi	5
Family Health Centre Marakkara	5
Family Health Centre Thalakkad	5
Family Health Centre Thrikkalangod	5
Urban Primary Health Centre Biyyam	5
Urban Primary Health Centre Perinthalmanna	5
Block Family Health Centre Thiruvalli	6
Family Health Centre Chaliyar	6
Family Health Centre Kottakkal	6
Family Health Centre Moonniyur	6

Hospital	Rank
Family Health Centre Trippanachi	15
Family Health Centre Palappetty	14
Family Health Centre Thuvvur	13
Taluk Head Quarters Hospital Tirurangadi	13
Family Health Centre Odakkayam	12
Family Health Centre Pandikkad	12
Family Health Centre Triprangode	12
Family Health Centre Vazhakkad	11
Taluk Head Quarters Hospital Malappuram	10
Women And Childrens Hospital Ponnani	10
Family Health Centre Alamkode	9
Family Health Centre Veliyancode	9
Family Health Centre Chemmalassery	8
Family Health Centre Edayur	8
Family Health Centre Valavannur	8
Family Health Centre Cherukavu	7
Family Health Centre Koottayi	7
Family Health Centre Kuzhimanna	7
Family Health Centre Vattamkulam	7
Urban Primary Health Centre Mangalassery	7
Urban Primary Health Centre Nilambur	7
Block Family Health Centre Thiruvalli	6
Family Health Centre Chaliyar	6
Family Health Centre Kottakkal	6
Family Health Centre Moonniyur	6
Family Health Centre Ozhur	6
Family Health Centre Pang	6

3.1 eHealth Performance - Reception Module

Reception Module is considered to be functional in an institution only if the number of total visits for the month is of minimum 500.

District	Institution Count	Institutions with Reception	% of institutions with Reception
IDUKKI	20	20	100.00%
PATHANAMTHITTA	19	19	100.00%
WAYANAD	17	17	100.00%
PALAKKAD	44	43	97.73%
MALAPPURAM	53	50	94.34%
THIRUVANANTHAPURAM	102	95	93.14%
KANNUR	39	33	84.62%
KOZHIKODE	55	46	83.64%
KASARAGOD	23	19	82.61%
THRISSUR	69	56	81.16%
ERNAKULAM	53	43	81.13%
ALAPPUZHA	31	25	80.65%
KOLLAM	30	22	73.33%
KOTTAYAM	31	22	70.97%

Hospital Name

FAMILY HEALTH CENTRE TRIPPANACHI

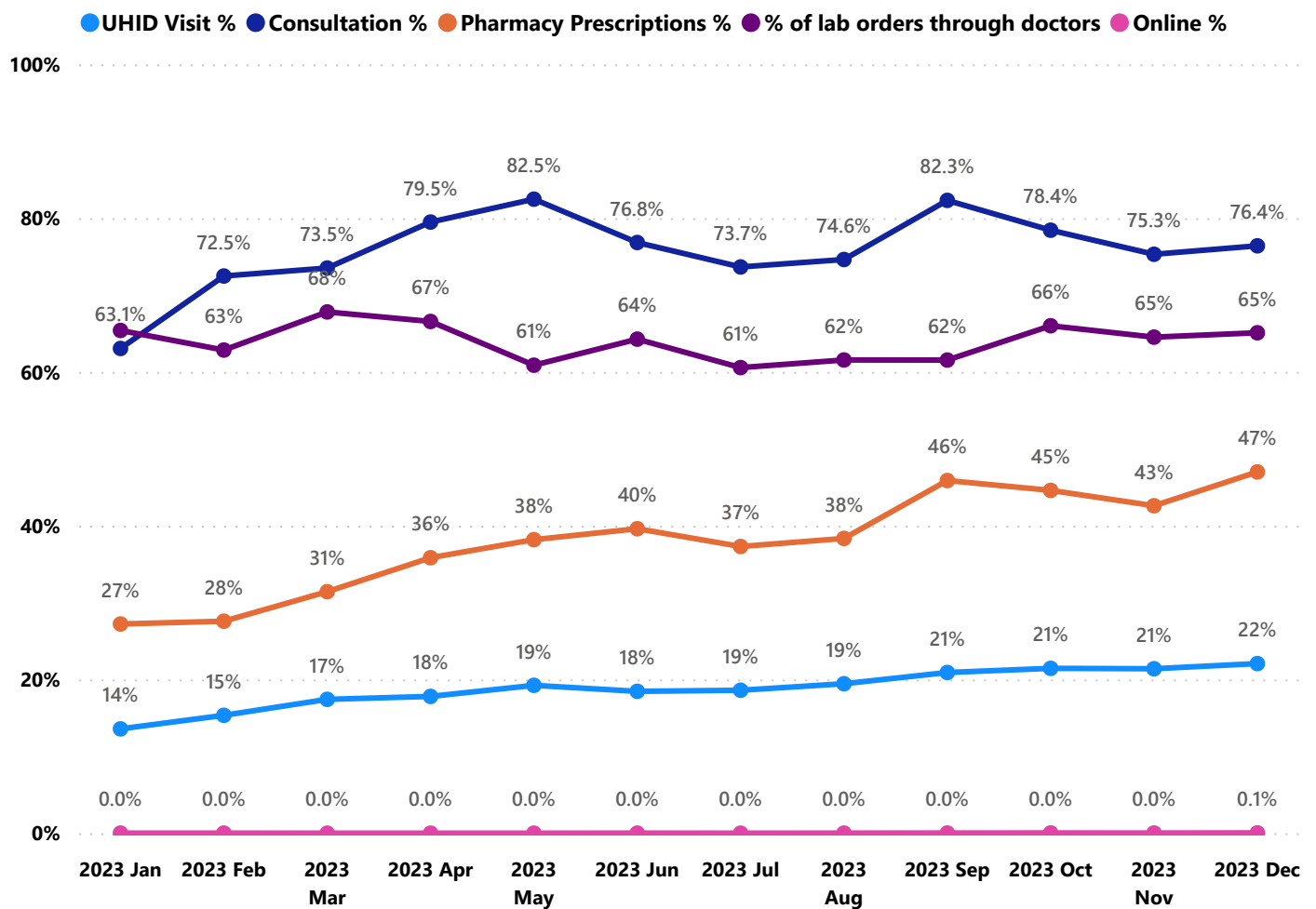
FAMILY HEALTH CENTRE PALAPPETTY

DISTRICT PUBLIC HEALTH LABORATORY MALAPPURAM

Institutions where the reception module is either not started or not using



3.2 e-Health Performance Trend



- UHID Visit % is calculated as  $(UHID\ Visits / Total\ Visit) * 100$
- Consultation % is calculated as  $(Doctor\ Consultation / OP\ Visits) * 100$
- Pharmacy % is calculated as  $(Pharmacy\ Prescriptions / Total\ OP\ Visits) * 100$
- Lab % is calculated as  $(Lab\ orders\ given\ by\ doctors / Total\ Lab\ Orders) * 100$
- Online % is calculated as  $(Online\ appointments\ via\ web\ portal / Total\ OP\ Visits) * 100$

## 3.3 e-Health Performance Indicators

Institutions with atleast 100 UHID visits are listed here.

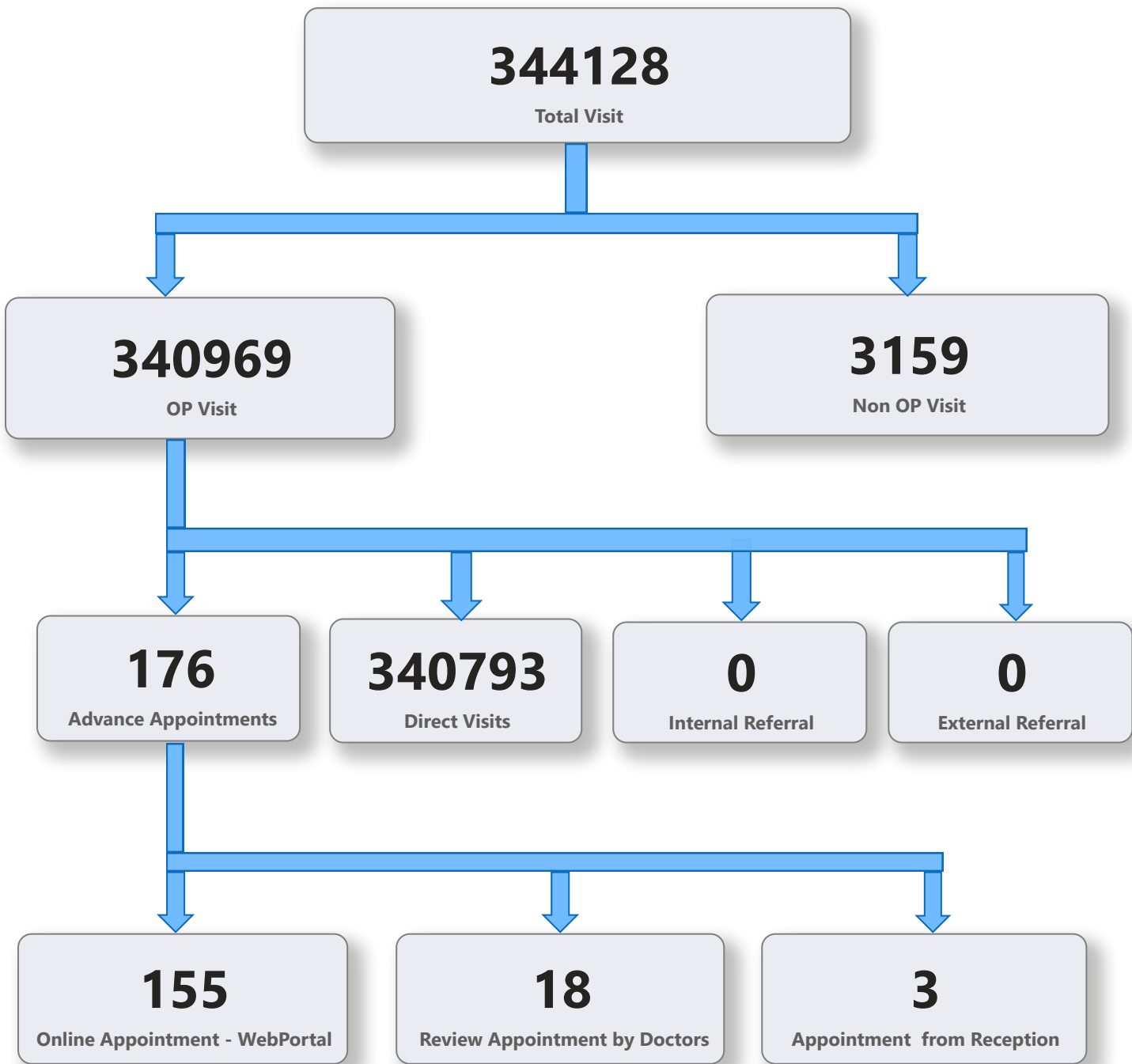
Hospital	UHID Visit %	Consultation %	Pharmacy Prescriptions %	% of Lab Orders given by Doctors
Family Health Centre Pulikkal	80.40%	99.64%	95.83%	100.00%
Family Health Centre Moorkkanad	75.00%	97.99%	93.41%	100.00%
Family Health Centre Elamkulam	69.42%	94.31%	64.98%	45.93%
Family Health Centre Porur	67.63%	48.91%	41.20%	31.61%
Family Health Centre Chelembra	66.24%	96.77%	74.15%	82.50%
Family Health Centre Athanikkal	66.05%	97.48%	95.03%	91.64%
Family Health Centre Chokkad	64.87%	99.12%	95.14%	71.91%
Family Health Centre Thirunavaya	63.37%	96.82%	91.64%	87.83%
Family Health Centre Morayur	54.25%	99.21%	91.76%	69.30%
Family Health Centre Chaliyar	53.07%	64.41%	44.98%	74.37%
Family Health Centre Chemmalassery	49.71%	97.58%	32.77%	2.34%
Family Health Centre Kaladi	41.41%	80.77%	40.39%	11.42%
Family Health Centre Cherukavu	38.46%	81.16%	0.00%	52.70%
Family Health Centre A R Nagar	36.70%	99.52%	91.22%	85.21%
Family Health Centre Ponmala	35.57%	95.97%	79.90%	51.99%
Family Health Centre Koottayi	34.33%	67.16%	47.38%	66.17%
Family Health Centre Edayur	33.19%	61.94%	14.17%	14.04%
Family Health Centre Karulai	30.42%	97.98%	92.38%	97.35%
Family Health Centre Thanalur	27.63%	92.55%	82.92%	88.66%
Family Health Centre Nannambra	24.33%	98.08%	73.32%	97.38%
Family Health Centre Vazhikkadavu	22.86%	99.84%	94.39%	65.44%
Family Health Centre Alamkode	20.86%	33.50%	0.00%	62.37%
Family Health Centre Moonniyur	18.11%	76.53%	75.76%	98.06%
Family Health Centre Thazhekcode	16.09%	98.08%	85.97%	6.28%
Family Health Centre Pang	14.91%	81.69%	69.70%	62.12%
Family Health Centre Vattamkulam	12.98%	96.49%	0.00%	100.00%
Family Health Centre Kuzhimanna	11.35%	97.62%	0.00%	100.00%
Family Health Centre Odakkayam	10.91%	60.22%	3.94%	0.00%
Family Health Centre Kottakkal	10.12%	99.69%	56.36%	82.56%
Urban Primary Health Centre Perinthalmanna	9.54%	94.63%	67.12%	80.75%
Family Health Centre Thuvvur	9.39%	39.93%	0.84%	0.16%
Urban Primary Health Centre Vettekode	9.25%	94.35%	86.77%	64.08%
Urban Primary Health Centre Nilambur	8.72%	91.50%	35.98%	98.05%
Family Health Centre Parappanangadi	8.36%	99.50%	92.52%	74.17%
Family Health Centre Marakkara	7.00%	98.45%	63.43%	69.07%
Family Health Centre Valavannur	3.45%	80.34%	17.64%	14.16%
Family Health Centre Triprangode	3.36%	38.65%	4.37%	3.64%
Family Health Centre Pandikkad	3.06%	71.66%	19.30%	1.68%

4. Status of Modules Usage in Hospitals

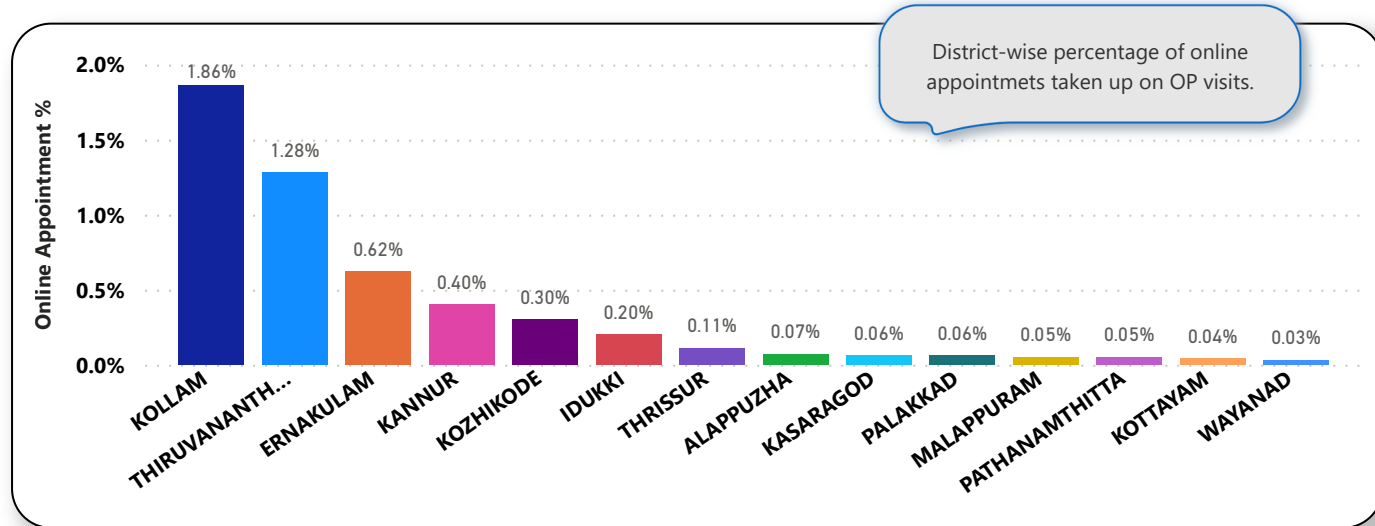
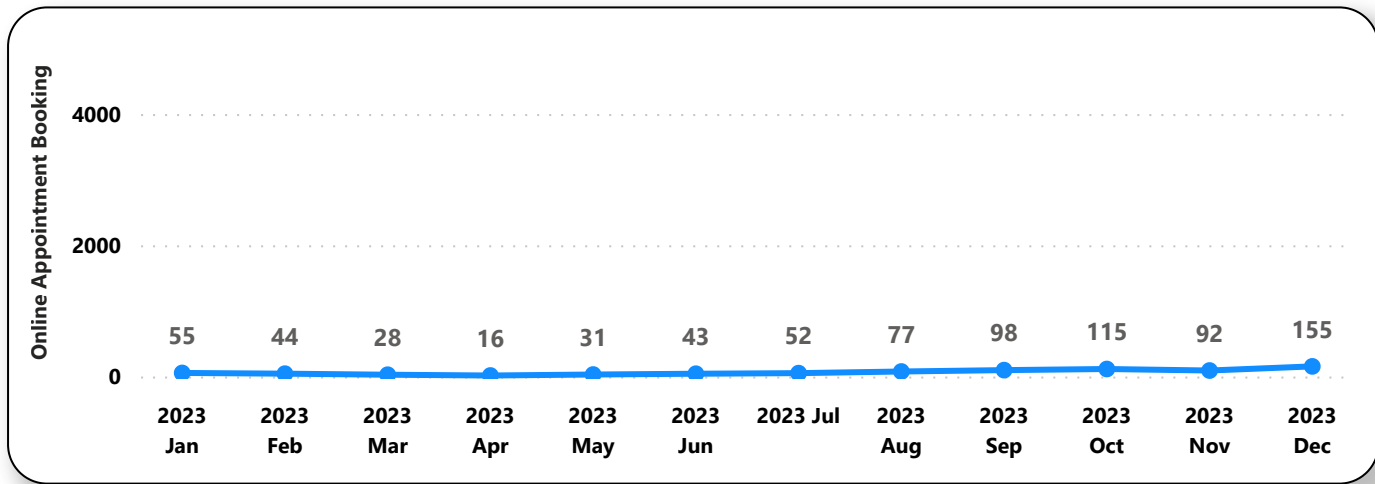
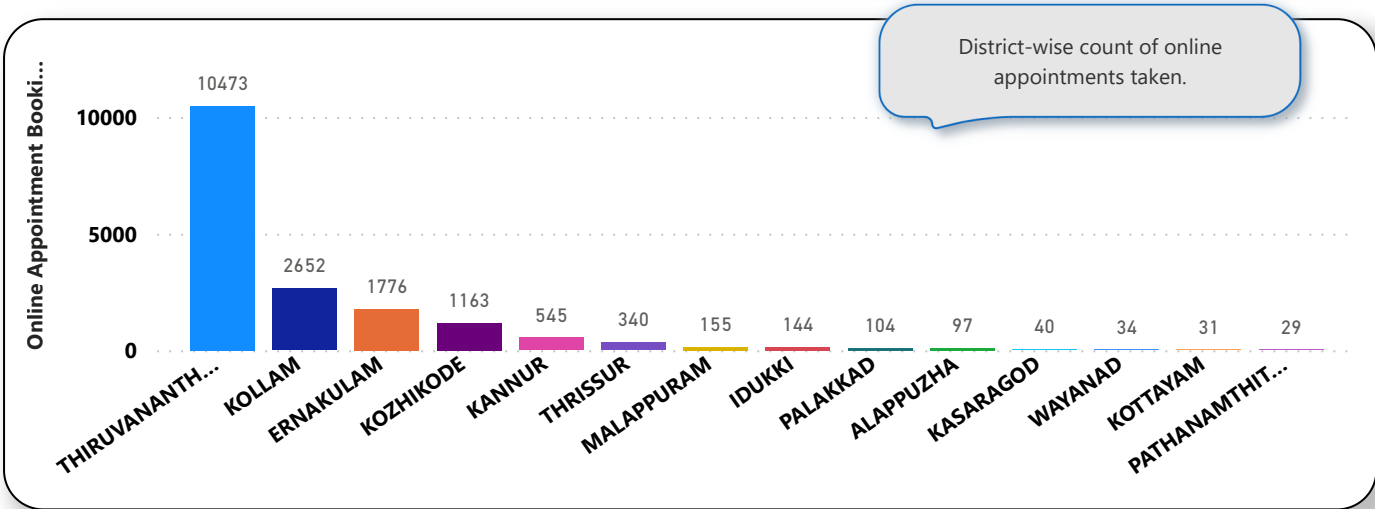
District wise status of live institutions and the count of various modules [Reception, OP Consultation, Lab, Pharmacy] started / functional.

District Name	Live Institutions	Reception	Consultation	Lab	Pharmacy
THIRUVANANTHAPURAM	102	95 (93.1%)	88 (86.3%)	81 (79.4%)	75 (73.5%)
THRISSUR	69	56 (81.2%)	55 (79.7%)	52 (75.4%)	52 (75.4%)
KOZHIKODE	55	46 (83.6%)	34 (61.8%)	36 (65.5%)	34 (61.8%)
ERNAKULAM	53	43 (81.1%)	30 (56.6%)	19 (35.8%)	15 (28.3%)
MALAPPURAM	53	50 (94.3%)	48 (90.6%)	41 (77.4%)	40 (75.5%)
PALAKKAD	44	43 (97.7%)	39 (88.6%)	34 (77.3%)	32 (72.7%)
KANNUR	39	33 (84.6%)	30 (76.9%)	20 (51.3%)	25 (64.1%)
ALAPPUZHA	31	25 (80.6%)	21 (67.7%)	19 (61.3%)	21 (67.7%)
KOTTAYAM	31	22 (71.%)	21 (67.7%)	14 (45.2%)	21 (67.7%)
KOLLAM	30	22 (73.3%)	22 (73.3%)	23 (76.7%)	22 (73.3%)
KASARAGOD	23	19 (82.6%)	17 (73.9%)	14 (60.9%)	17 (73.9%)
IDUKKI	20	20 (100.%)	18 (90.%)	15 (75.%)	18 (90.%)
PATHANAMTHITTA	19	19 (100.%)	16 (84.2%)	15 (78.9%)	15 (78.9%)
WAYANAD	17	17 (100.%)	17 (100.%)	16 (94.1%)	17 (100.%)
Total	586	510 (87.%)	456 (77.8%)	399 (68.1%)	404 (68.9%)

5. Appointment Booking in Hospitals (except Medical Colleges)

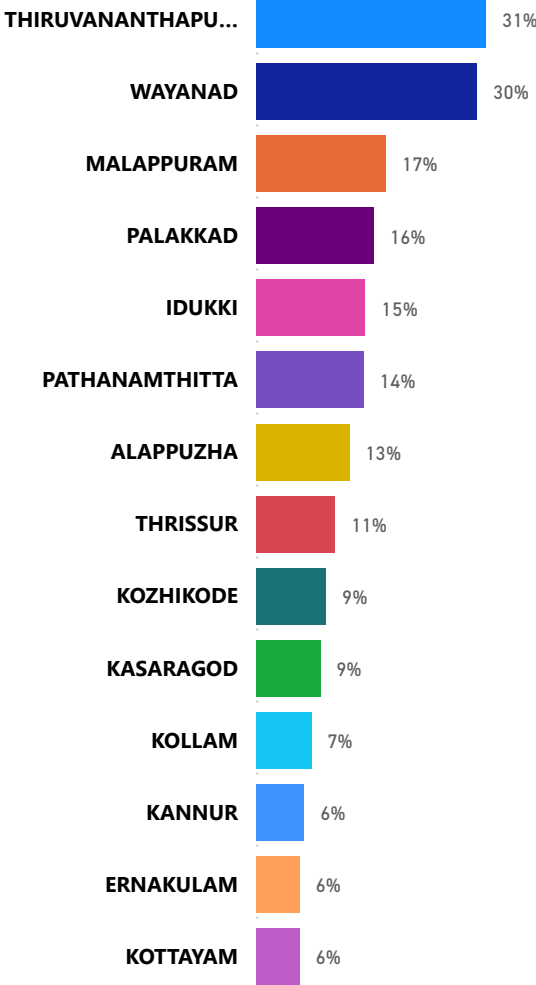


5. 1 Online Appointment Booking in Hospitals (except Medical Colleges)





6. eHealth Performance - Reach



Reach indicates the percentage of population availing services through eHealth. The formula used to calculate is (Number of UHID registered / Population) \* 100 %.