

1. eHealth Kerala - Vital Statistics

Hospital Type	Live Institutions
Family Health Centre	449
Urban Primary Health Centre	50
Community Health Centre	27
Medical College Hospital	16
General Hospital	12
Taluk Headquarters Hospital	12
Taluk Hospital	10
District Hospital	6
Specialty Hospital - Women Children	6
Primary Health Centre	4
Public Health Laboratory	2
Specialty Hospital	2
District TB Centre	1
Empanelled Diagnostic Centre	1
Government Dispensary	1
Specialty Hospital - Mental Health	1
Specialty Hospital - Pulmonary Medicine	1
Specialty Hospital - Tribal	1
Total	602

2. eHealth - District Ranking Matrix Based on Performance of all Institutions (except Medical Colleges)

The ranking matrix showcase the district performance in providing eHealth services through all institutions (except Medical Colleges) based on six different parameters. These parameters include whether the reception module is started or not, UHID Visits, Doctor Consultation, Pharmacy Prescriptions by doctors, Percentage of lab orders through doctors and number of Live Institutions. Based on the ranking, the districts are classified into three broad categories, the best performing districts, the average performing districts and the low performing districts.

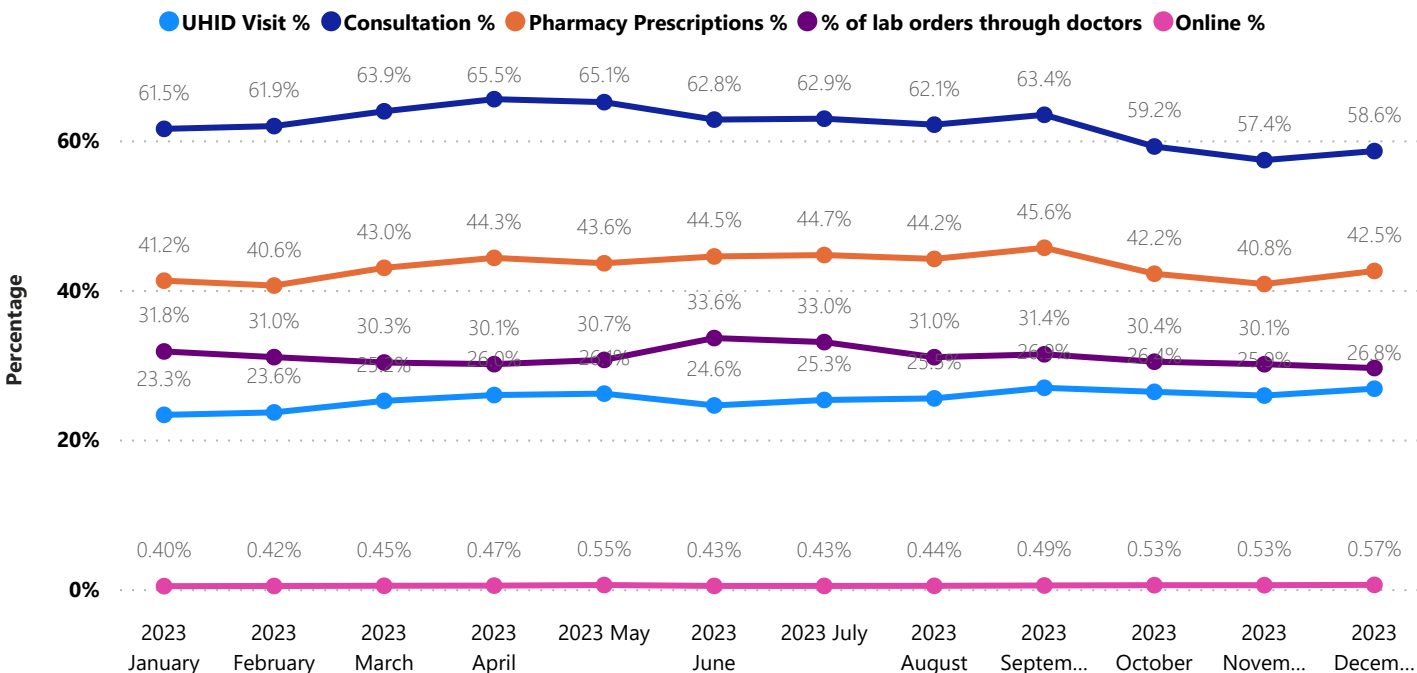
The best performing districts should strive to continue to remain in the same position, whereas the average performing as well as the low performing districts should strive to reach to the 'top four' league.

The ranking matrix for the current month December '23 along with previous two months are as given in the table .

- Best performing
- Average performing
- Low performing

District	October	November	December
WAYANAD	1	1	1
PATHANAMTHITTA	2	2	2
IDUKKI	3	3	3
PALAKKAD	3	3	3
MALAPPURAM	4	4	4
KANNUR	4	6	5
KOTTAYAM	4	5	5
THRISSUR	5	5	5
ALAPPUZHA	5	6	6
KASARAGOD	6	7	6
KOLLAM	5	6	6
KOZHIKODE	6	6	6
THIRUVANANTHAPURAM	6	6	6
ERNAKULAM	7	8	7

3. eHealth - State Performance Trend (except Medical Colleges)



3. eHealth - Institution Level Ranking (except Medical Colleges)

Hospital	State Rank
Family Health Center Noolpuzha	1
Family Health Centre Alakode	1
Family Health Centre Ambalavayal	1
Family Health Centre Anakudy	1
Family Health Centre Athanikkal	1
Family Health Centre Cheeral	1
Family Health Centre Chenneerkara	1
Family Health Centre Cheruthana	1
Family Health Centre Chethalayam	1
Family Health Centre Chokkad	1
Family Health Centre Edavilangu	1
Family Health Centre Elamdesom	1
Family Health Centre Ezhamkulam	1
Family Health Centre Ezhukone Pavithreswaram	1
Family Health Centre Kadammanitta	1
Family Health Centre Karalam	1
Family Health Centre Kavassery	1
Family Health Centre Keralassery	1
Family Health Centre Kizhakkencherry	1
Family Health Centre Koipuram	1
Family Health Centre Kottangal	1
Family Health Centre Kottathara	1
Family Health Centre Kottukal	1
Family Health Centre Kudayathur	1
Family Health Centre Kumaramangalam	1
Family Health Centre Kunissery	1
Family Health Centre Kuthanur	1
Family Health Centre Mankara	1
Family Health Centre Mannur	1
Family Health Centre Meenachil	1
Family Health Centre Meppady	1
Family Health Centre Mezhuveli	1
Family Health Centre Moonnilavu	1
Family Health Centre Moorkkanad	1
Family Health Centre Munambam	1
Family Health Centre Ozhalapathy	1
Family Health Centre Padinjarathara	1
Family Health Centre Palamel	1

Hospital	State Rank
Family Health Centre Alangad	21
Family Health Centre Thiruvankulam	21
General Hospital Kanjirapally	21
Taluk Headquarters Hospital Attingal	21
Family Health Centre Piravanthoor	20
Community Health Centre Vellanad	19
Family Health Centre Cheranelloore	19
Family Health Centre Engandiyur	19
Family Health Centre Karavalur	19
Family Health Centre Manjalloor	19
Family Health Centre Trippanachi	19
Family Health Centre Uzhamalakkal	19
Hds Laboratory Mch Trivandrum	19
Mental Health Centre Peroorkada	19
Family Health Centre Kadannappally	18
Family Health Centre Ajanur	17
Family Health Centre Bharanikavu	17
Family Health Centre Devikulangara	17
Family Health Centre Ezhukone	17
Family Health Centre Kaduthuruthy	17
Family Health Centre Kakkad	17
Family Health Centre Kunhimangalam	17
Family Health Centre Mararikulam North	17
Family Health Centre Nalukettu	17
Family Health Centre Nanniode	17
Family Health Centre Neduvathoor	17
Family Health Centre Nooranad	17
Family Health Centre Palappetty	17
Family Health Centre Perinad	17
Family Health Centre Perumathura	17
Family Health Centre Poonjar	17
Family Health Centre Pooyappally	17
Family Health Centre Punneyur	17
Family Health Centre Thottackad	17
Family Health Centre Thottappally	17
Family Health Centre Thuravoor	17
Family Health Centre Udayagiri	17
Family Health Centre Vayalar	17

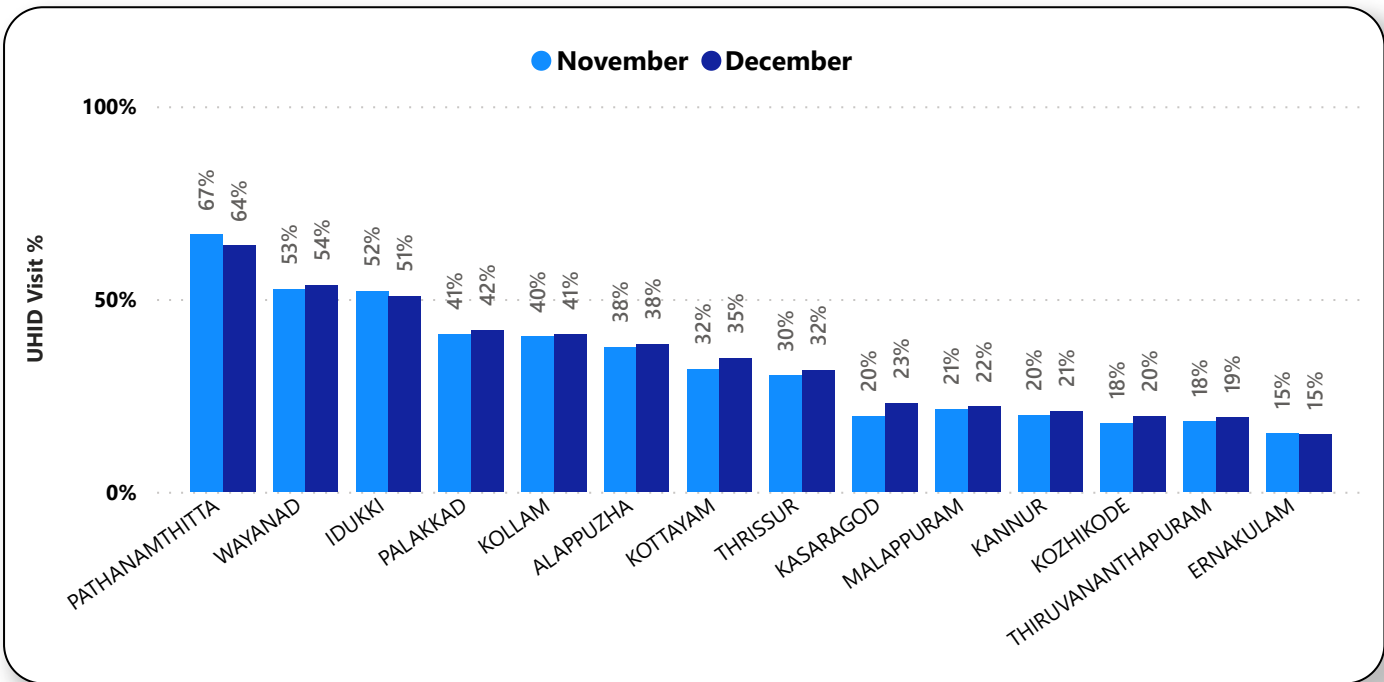
3.1 eHealth Performance - Reception Module

Reception Module is considered to be functional in an institution only if the number of total visits for the month is of minimum 500.

District	Institution Count	Institutions with Reception	% of institutions with Reception
IDUKKI	20	20	100.00%
PATHANAMTHITTA	19	19	100.00%
WAYANAD	17	17	100.00%
PALAKKAD	44	43	97.73%
MALAPPURAM	53	50	94.34%
THIRUVANANTHAPURAM	102	95	93.14%
KANNUR	39	33	84.62%
KOZHIKODE	55	46	83.64%
KASARAGOD	23	19	82.61%
THRISSUR	69	56	81.16%
ERNAKULAM	53	43	81.13%
ALAPPUZHA	31	25	80.65%
KOLLAM	30	22	73.33%
KOTTAYAM	31	22	70.97%

3.2 e-Health Performance - UHID Visits

UHID Visit % is calculated as (UHID Visits / Total Visit) *100



Institutions based on UHID Visits

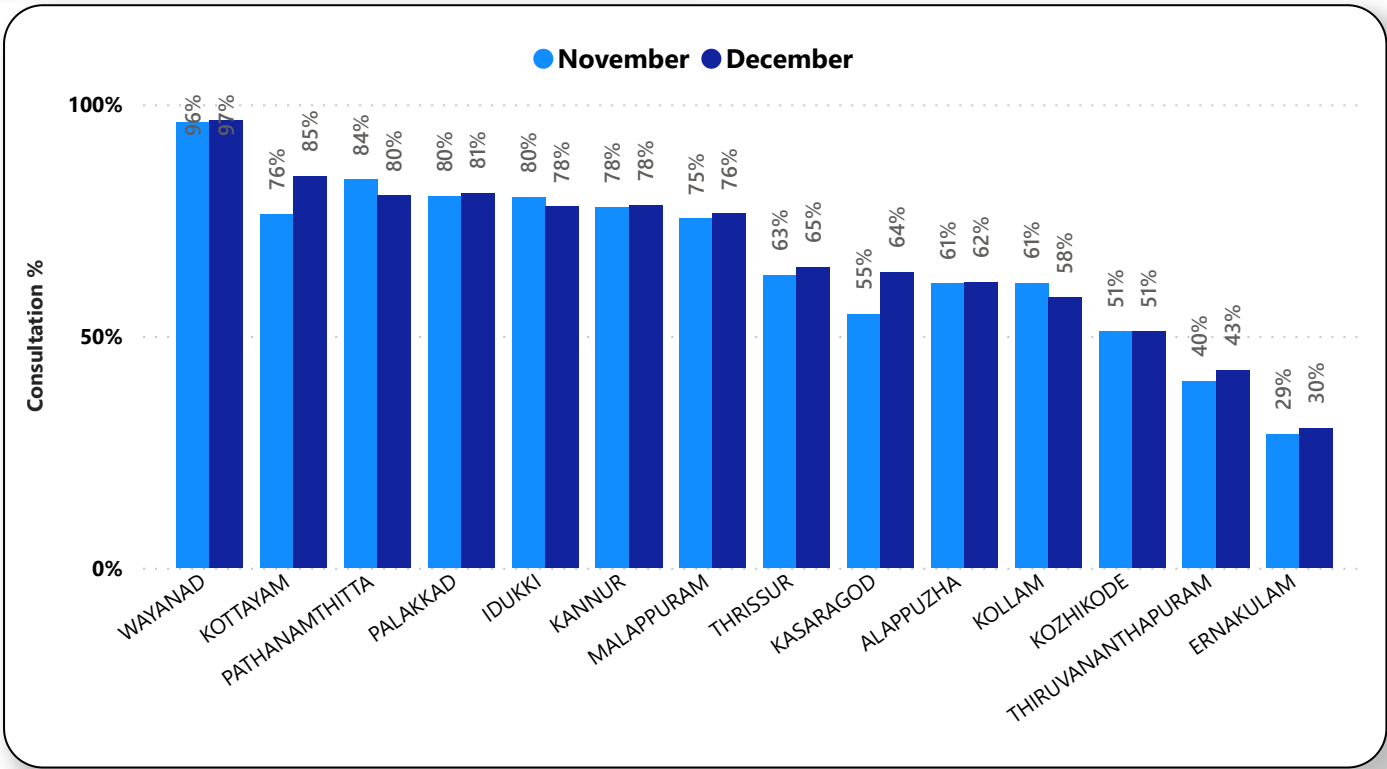
Institutions with atleast 100 UHID visits are listed here.

Hospital	UHID Visit %
C Kesavan Memorial Family Health Centre Mayyanad	52.31%
Chest Diseases Hospital Pulayanarkottah	10.68%
Coastal Speciality Hospital Valiyathura	3.15%
Community Health Centre Pattiam	5.27%
Community Health Centre Anchuthengu	5.09%
Community Health Centre Andoorkonam	21.40%
Community Health Centre Aryanad	46.71%
Community Health Centre Cherpu	2.97%
Community Health Centre Iranimuttom	7.06%
Community Health Centre Kallara	26.74%
Community Health Centre Kanyakulangara	13.31%
Community Health Centre Kesavapuram	12.52%

Hospital	UHID Visit %
Taluk Hospital Nadapuram	0.49%
General Hospital Thrissur	0.54%
District Hospital Nedumangad	1.63%
District Hospital Aluva	1.68%
Family Health Centre Edappally	1.73%
Family Health Centre Chaliyam	2.11%
Taluk Hospital Fort Thiruvananthapuram	2.13%
Community Health Centre Perumkadavila	2.32%
Family Health Centre Puthiyappa	2.61%
Taluk Headquarters Hospital Chirayinkeezh	2.84%
Family Health Centre Karumallor	2.87%
Community Health Centre Cherpu	2.97%
Family Health Centre Pandikkad	3.06%

3.3 e-Health Performance - Doctor Consultation

Consultation % is calculated as (Doctor Consultation / OP Visits) *100



Doctor Consultation Percentage in all Institutions

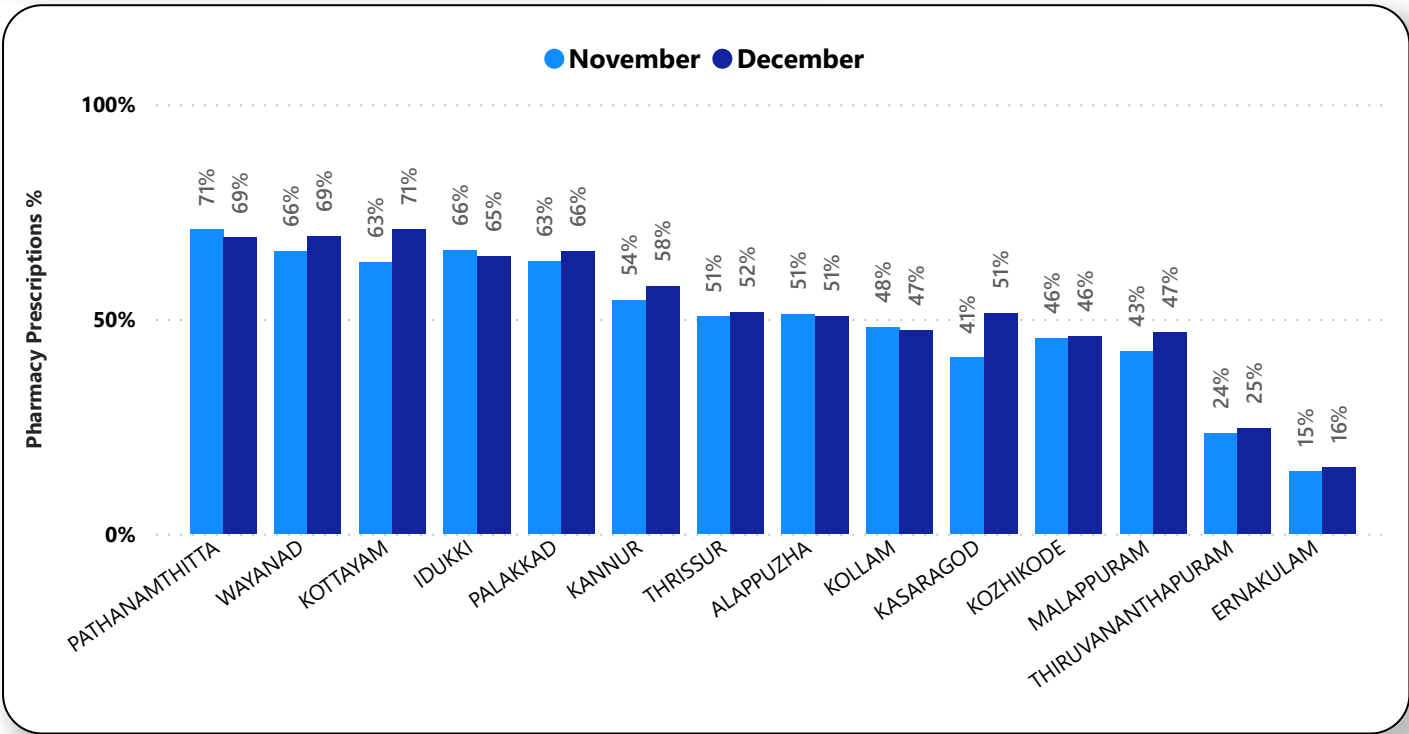
Institutions with atleast 100 UHID visits are listed here.

Hospital	Doctor Consultation %
Family Health Centre Ozhalapathy	100.00%
Family Health Centre Amachal New	99.99%
Family Health Centre Chenkal	99.96%
Family Health Centre Eroor	99.96%
Family Health Centre Adakkaputhur	99.93%
Family Health Centre Othara	99.93%
Family Health Centre Brahmamangalam	99.90%
Family Health Centre Ezhukone Pavithreswaram	99.90%
Family Health Centre Pariyaram Thrissur	99.90%
Family Health Centre Arthat	99.88%
Primary Health Centre Vellayani	99.88%

Hospital	Doctor Consultation %
Community Health Centre Andoorkonam	0.00%
Community Health Centre Kallara	0.00%
Community Health Centre Ulliyeri	0.00%
District Hospital Vadakara	0.00%
Family Health Centre Cherthala South	0.00%
Family Health Centre Edavanakkad	0.00%
Family Health Centre Irivallur	0.00%
Family Health Centre Karthikappally	0.00%
Family Health Centre Kodyiyathur	0.00%
Family Health Centre Kottur	0.00%
Family Health Centre Muthalamada	0.00%

3.4 e-Health Performance - Pharmacy Usage

Pharmacy % is calculated as (Pharmacy Prescriptions/ Total OP Visits) *100



Pharmacy Usage in all Institutions

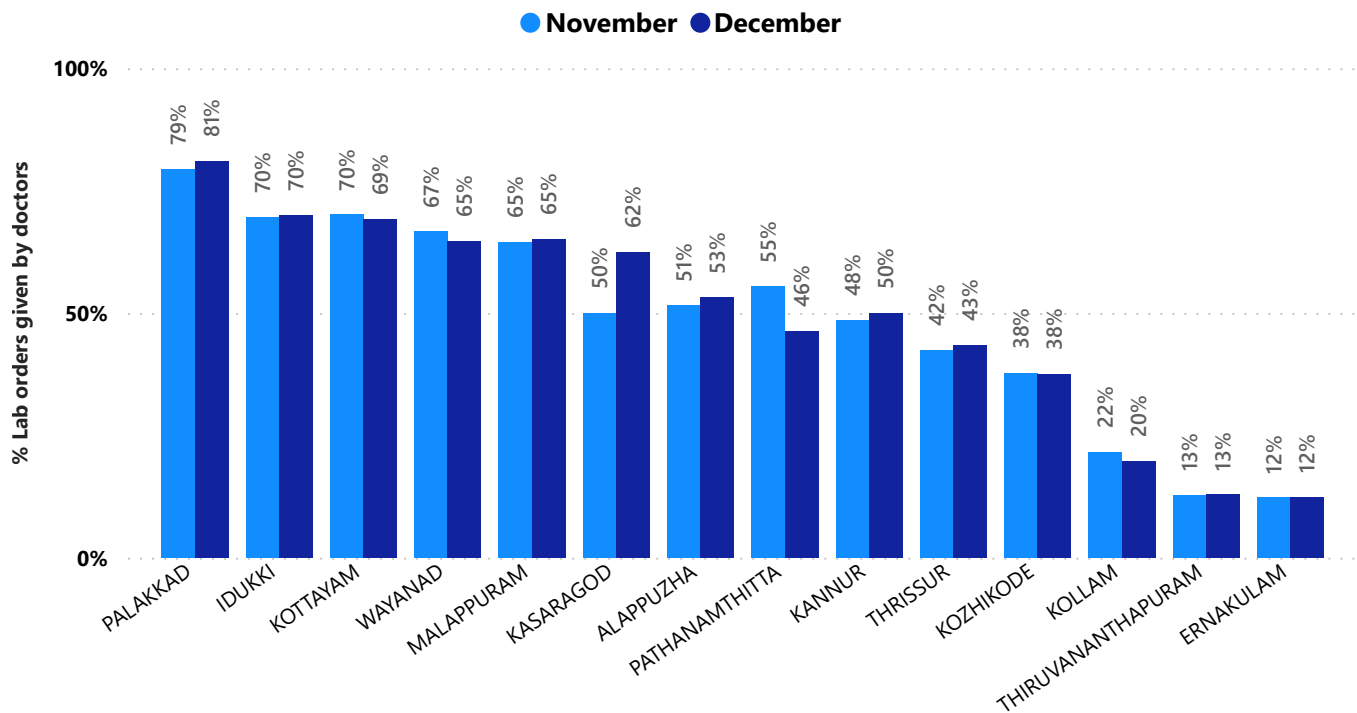
Institutions with atleast 100 UHID visits are listed here.

Hospital	Pharmacy Usage %
Family Health Centre Brahmamangalam	100.00%
Family Health Centre Vellavoor	100.00%
State Public Health Clinical Laboratory	100.00%
Family Health Centre Udayanapuram	99.94%
Family Health Centre Moonnilavu	99.63%
Family Health Centre Vattavada	98.60%
Family Health Centre Paippad	98.37%
Family Health Centre Manarcad	97.55%
Family Health Centre Mulavukad	97.03%
Family Health Centre Pulikkal	95.83%
Urban Primary Health Centre Perunna	95.82%
Family Health Centre Madavoor Kozhikode	95.75%

Hospital	Pharmacy Usage %
Community Health Centre Pattiam	0.00%
Community Health Centre Andoorkonam	0.00%
Community Health Centre Kallara	0.00%
Community Health Centre Ulliyeri	0.00%
District Hospital Nedumangad	0.00%
District Hospital Vadakara	0.00%
Ek Nayanar Memorial Govt. Women And Children Hospital Mangattuparamba	0.00%
Family Health Centre Alamkode	0.00%
Family Health Centre Ayalur	0.00%
Family Health Centre Cherthala South	0.00%
Family Health Centre Cherukavu	0.00%

3.5 e-Health Performance - Lab Usage

Lab % is calculated as (Lab orders given by doctors / Total Lab Orders) *100



Lab Usage in all Institutions

Institutions with atleast 100 UHID visits are listed here.

Hospital	Lab Usage %
Coastal Speciality Hospital Valiyathura	100.00%
Community Health Centre Pattiam	100.00%
Community Health Centre Manamboor	100.00%
District Hospital Aluva	100.00%
Family Health Centre Chalavara	100.00%
Family Health Centre Chattanchal	100.00%
Family Health Centre Cherunniyoor	100.00%
Family Health Centre Cheruthana	100.00%
Family Health Centre Chettikulangara	100.00%
Family Health Centre Kandalloor	100.00%
Family Health Centre Karthikappally	100.00%
Family Health Centre Karunapuram	100.00%

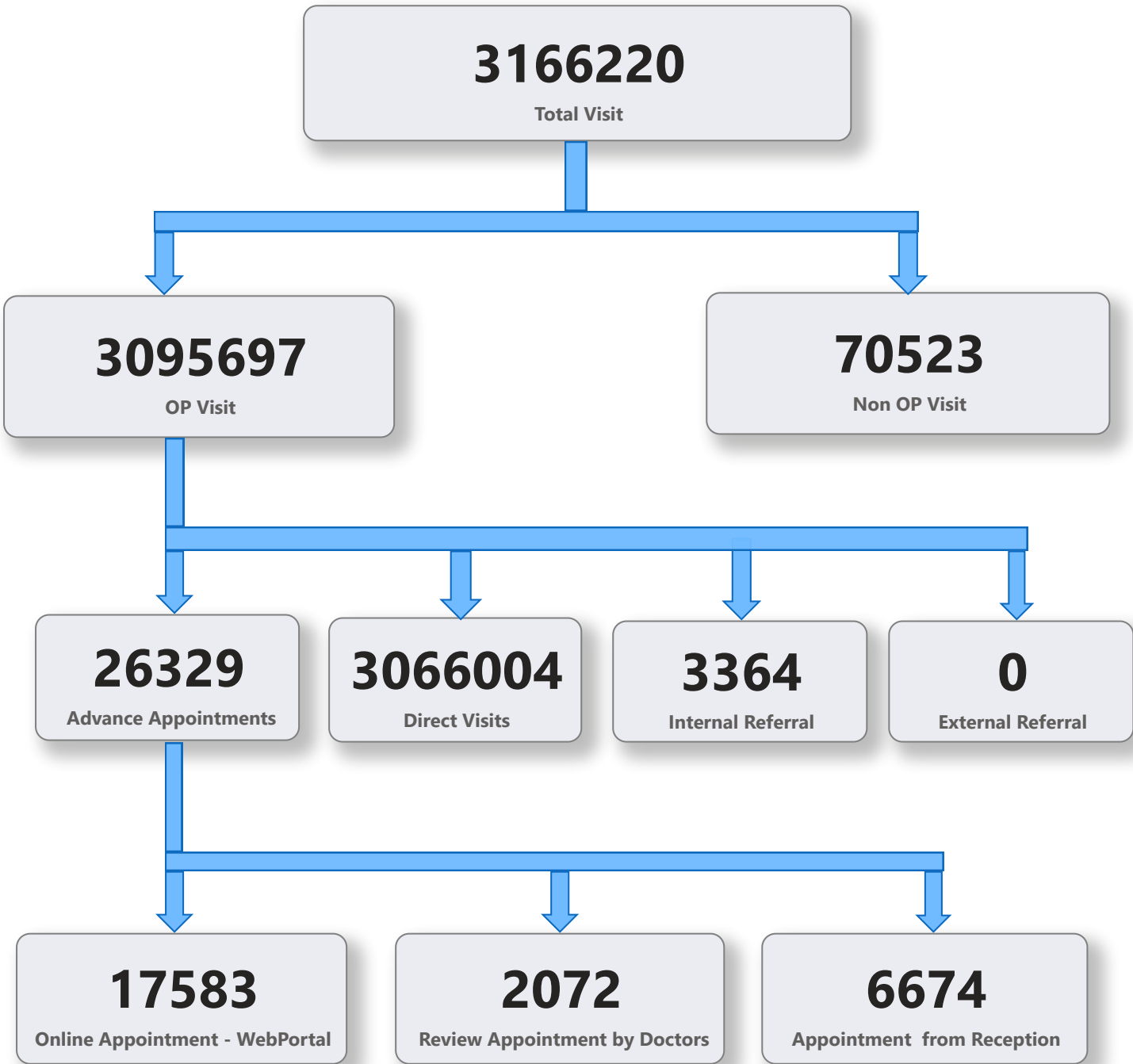
Hospital	Lab Usage %
Community Health Centre Kallara	0.00%
Community Health Centre Poovar	0.00%
Family Health Centre Chittar	0.00%
Family Health Centre Kodyathur	0.00%
Family Health Centre Kottur	0.00%
Family Health Centre Maruthonkara	0.00%
Family Health Centre Odakkayam	0.00%
Family Health Centre Palakuzha	0.00%
Family Health Centre Porkulam	0.00%
Family Health Centre Punnekkad	0.00%
State Public Health Clinical Laboratory	0.00%
Taluk Headquarters Hospital Chirayinkeezh	0.00%

4. Status of Modules Usage in Hospitals

District wise status of live institutions and the count of various modules [Reception, OP Consultation, Lab, Pharmacy] started / functional.

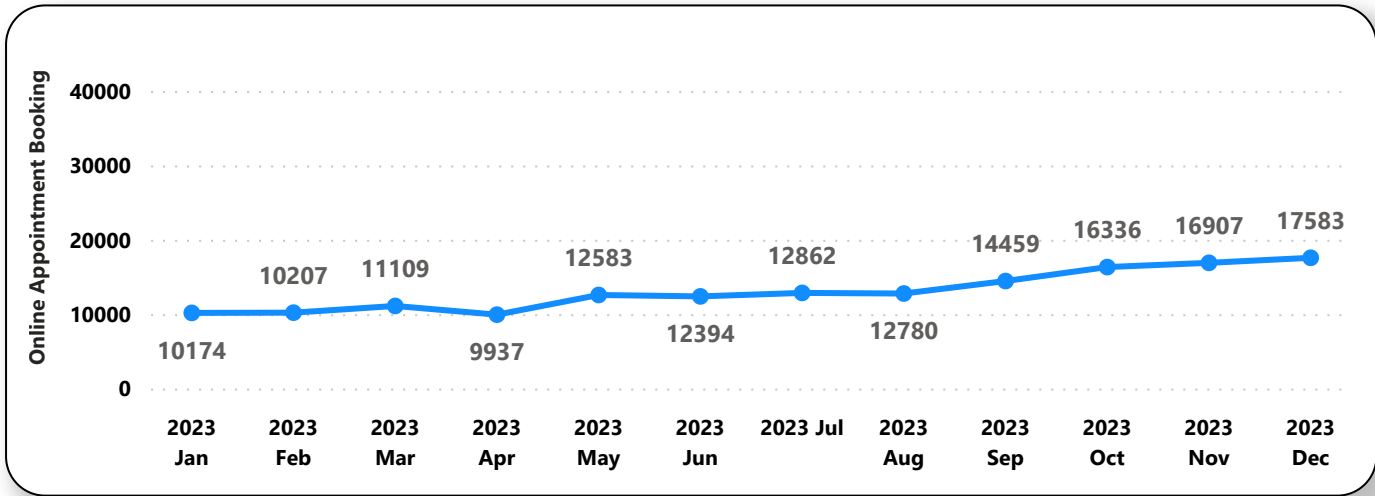
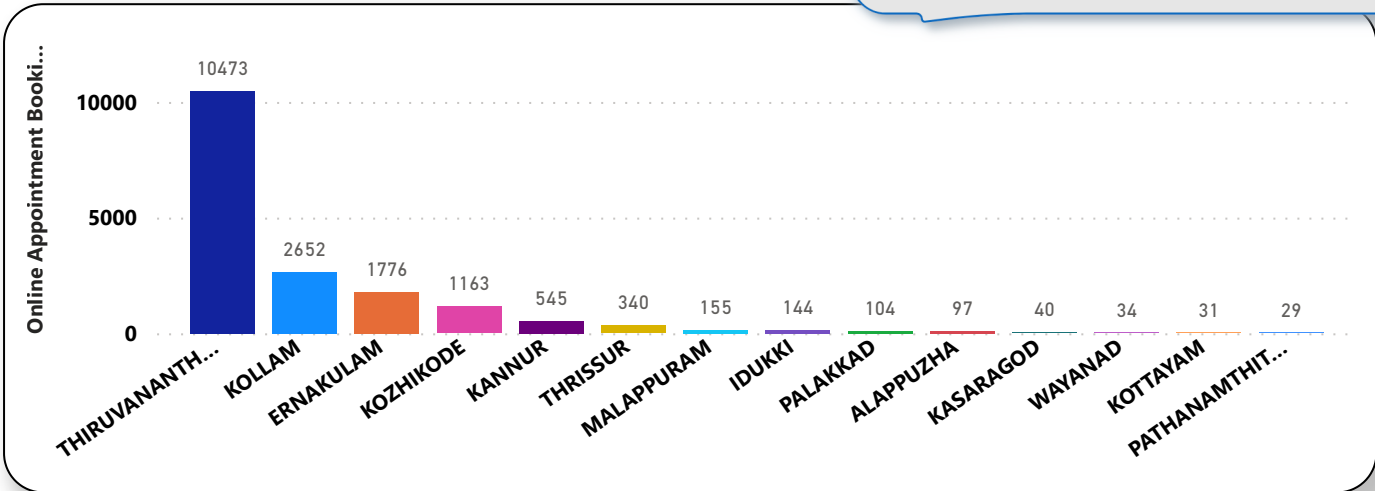
District Name	Live Institutions	Reception	Consultation	Lab	Pharmacy
THIRUVANANTHAPURAM	106	99 (93.4%)	92 (86.8%)	84 (79.2%)	75 (70.8%)
THRISSUR	70	57 (81.4%)	56 (80.%)	53 (75.7%)	52 (74.3%)
KOZHIKODE	57	48 (84.2%)	36 (63.2%)	36 (63.2%)	34 (59.6%)
ERNAKULAM	54	44 (81.5%)	31 (57.4%)	19 (35.2%)	15 (27.8%)
MALAPPURAM	54	51 (94.4%)	49 (90.7%)	42 (77.8%)	41 (75.9%)
PALAKKAD	45	44 (97.8%)	39 (86.7%)	35 (77.8%)	32 (71.1%)
KANNUR	40	34 (85.%)	30 (75.%)	20 (50.%)	25 (62.5%)
ALAPPUZHA	32	26 (81.3%)	22 (68.8%)	20 (62.5%)	21 (65.6%)
KOTTAYAM	32	23 (71.9%)	22 (68.8%)	15 (46.9%)	22 (68.8%)
KOLLAM	31	23 (74.2%)	23 (74.2%)	24 (77.4%)	22 (71.%)
KASARAGOD	23	19 (82.6%)	17 (73.9%)	14 (60.9%)	17 (73.9%)
IDUKKI	20	20 (100.%)	18 (90.%)	15 (75.%)	18 (90.%)
PATHANAMTHITTA	20	20 (100.%)	16 (80.%)	15 (75.%)	15 (75.%)
WAYANAD	18	17 (94.4%)	17 (94.4%)	16 (88.9%)	17 (94.4%)
Total	602	525 (87.2%)	468 (77.7%)	408 (67.8%)	406 (67.4%)

5. Appointment Booking in Hospitals (except Medical Colleges)

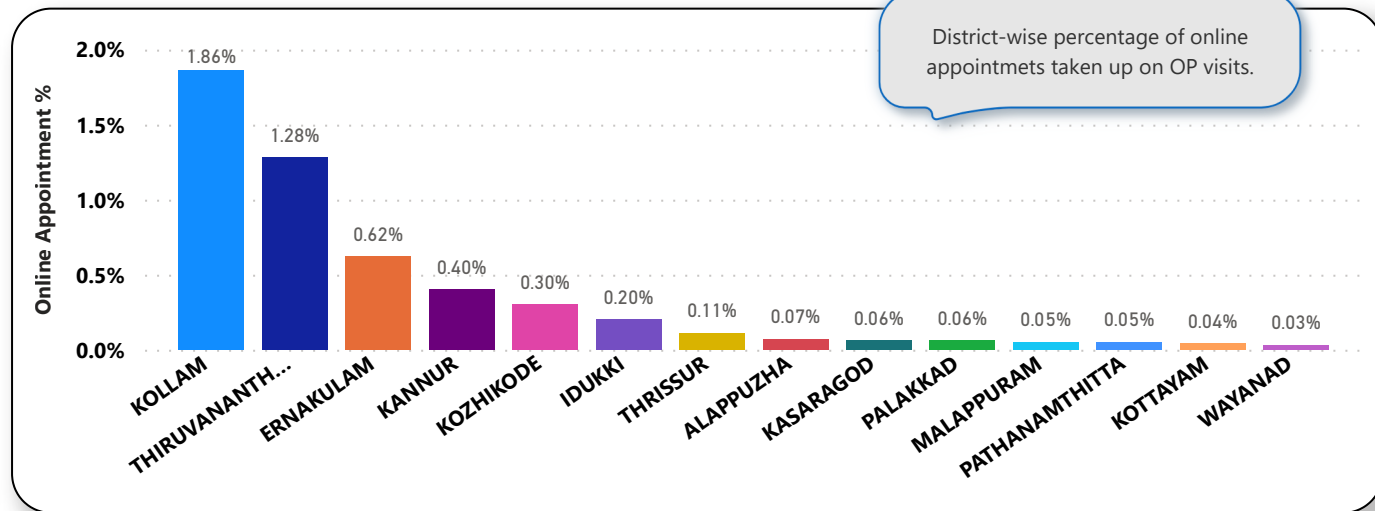


5. 1 Online Appointment Booking in Hospitals (except Medical Colleges)

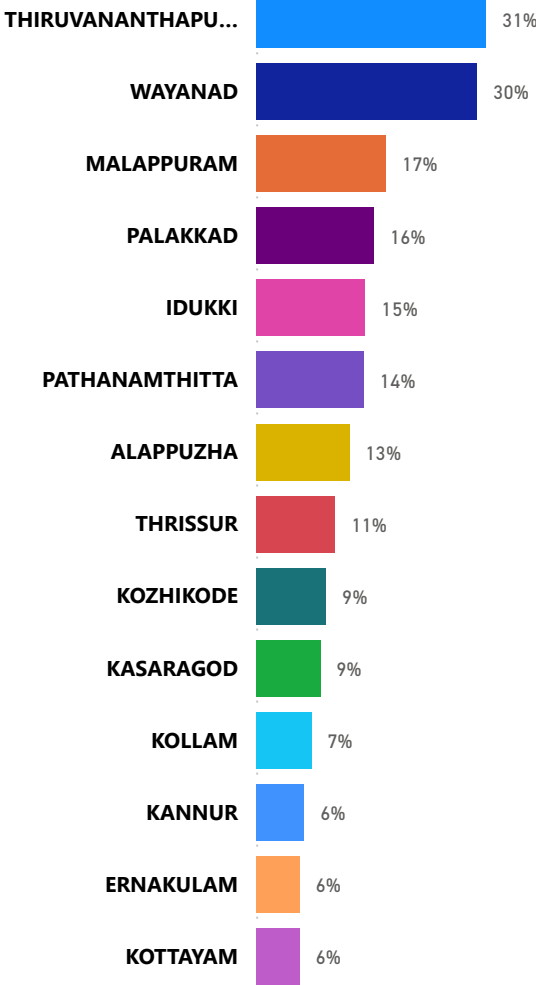
District-wise count of online appointments taken.



District-wise percentage of online appointments taken up on OP visits.



6. eHealth Performance - Reach



Reach indicates the percentage of population availing services through eHealth. The formula used to calculate is (Number of UHID registered / Population) * 100 %.